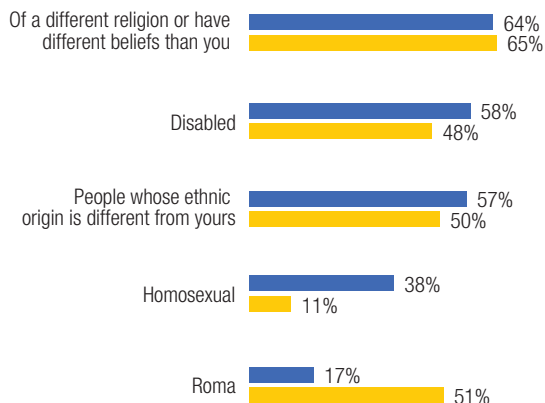


## 1. Context

QE16 Do you have friends or acquaintances who are...?

Answer: Yes



Socio-demographic breakdown

ITEM: People whose ethnic origin is different from yours

% Yes	EU27	HU
Total	57%	50%

Gender	EU27	HU
Male	60%	53%
Female	54%	48%

Age	EU27	HU
15-24	71%	63%
25-39	65%	52%
40-54	60%	54%
55+	42%	40%

Education (end of)	EU27	HU
15-	41%	50%
16-19	56%	48%
20+	67%	52%
Still Studying	73%	65%

The majority of citizens in Hungary declared that their circle of friends and acquaintances includes people whose religion or beliefs are different from theirs, disabled people and people from a different ethnic background, but in proportion which are sometimes lower than at European level. On the other hand, they seem less likely than other Europeans to have homosexual friends or acquaintances (a difference of 27 percentage points).

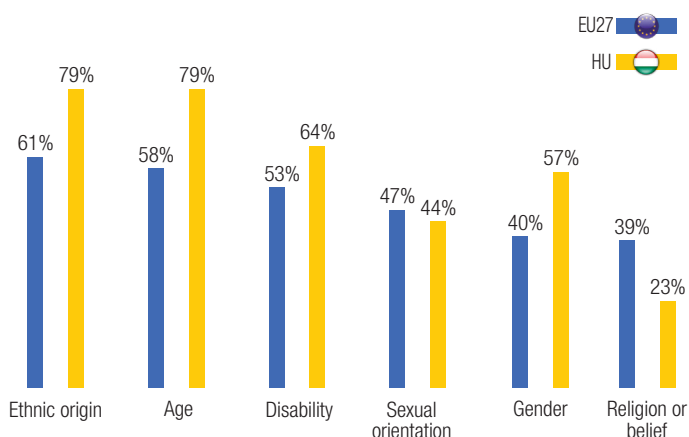
Fairly logically given the importance and history of the Roma community in Hungary, a relatively large proportion of respondents in Hungary include Roma in their circle of acquaintances (51% of the people polled versus 17% at European level).

In line with the results at European level (but in nevertheless smaller proportions), the youngest respondents in Hungary and those who studied the longest are the most likely to mix with people from a different ethnic background.

## 2. Perception and experience of discrimination

QE1 For each of the following types of discrimination, could you please tell me whether, in your opinion, it is very widespread, fairly widespread, fairly rare or very rare in (OUR COUNTRY)? Discrimination on the basis of...

Answer: Total "widespread"



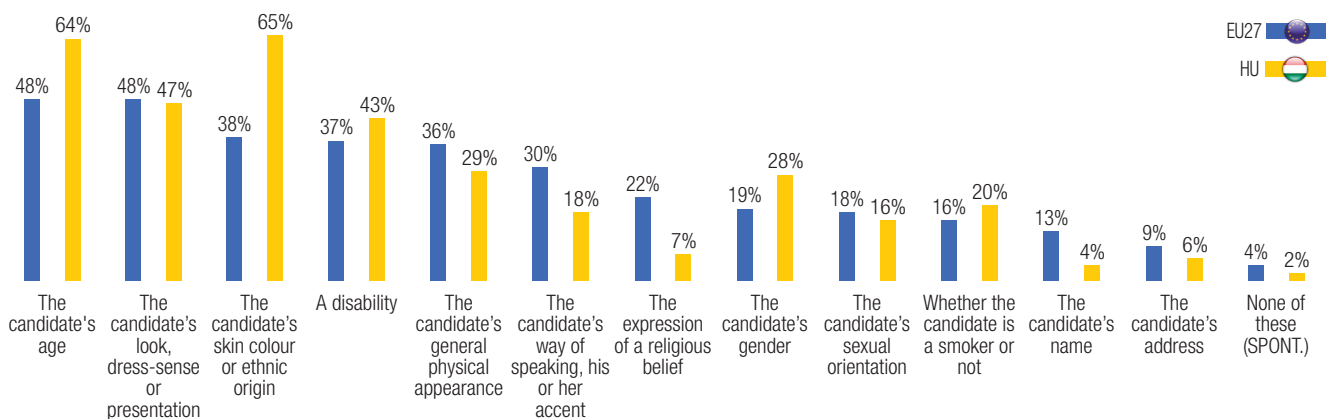
Forms of discrimination based on ethnic origin, age, disability and gender seem far more widespread in Hungary than in the rest of the European Union (the differences noted vary between 11 and 21 percentage points). That is in any event the message of the vast majority of the people polled.

On the other hand, according to the respondents in Hungary, discrimination based on religion or beliefs seem less frequent in their country.



## 3. Discrimination at work

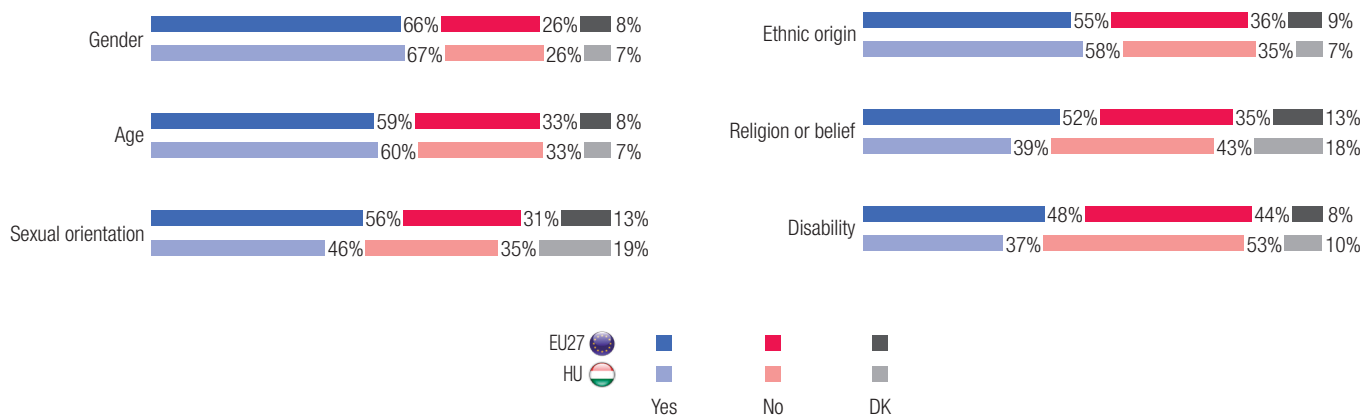
QE5 In (OUR COUNTRY), when a company wants to hire someone and has the choice between two candidates with equal skills and qualifications, which of the following criteria may, in your opinion, put one candidate at a disadvantage?



For respondents in Hungary, age but above all the candidate's skin colour or ethnic origin are the main potentially discriminatory recruitment criteria. The scores in this country for these two aspects are far higher than those noted in the rest of the European Union. It is noteworthy that gender was also mentioned more frequently in Hungary (9 percentage points more than at European level).

## 4. Diversity in the media

QE11 Do you think that diversity is sufficiently reflected in the media, in terms of...?



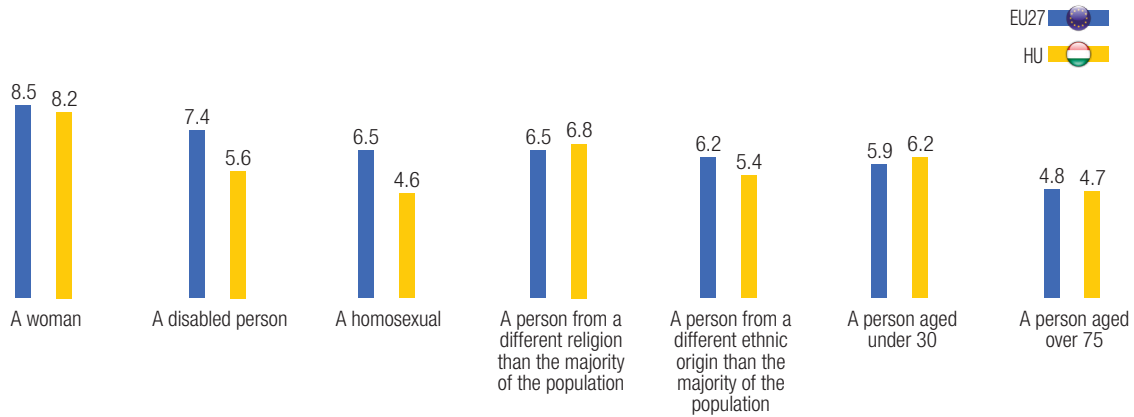
Respondents in Hungary consider that overall diversity in terms of gender, age and ethnic origin is sufficiently represented in the media. Nevertheless, they are critical of major shortcomings as regards diversity in terms of disability and religion.



## 5. Attitudes towards diversity

QE6 And using a scale from 1 to 10, please tell me how you would feel about having someone from each of the following categories in the highest elected political position in (OUR COUNTRY)?

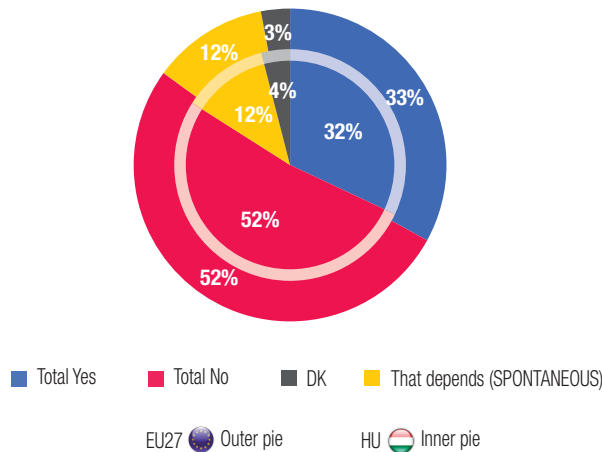
Answer: Average note



The majority of respondents in Hungary would not object to their main political leader being a woman, or someone of a different religion from theirs or aged under 30. Nevertheless, they differ by the significantly lower levels of acceptance, when compared with the European average, as regards homosexuality and disabilities. It is to be noted that there is no consensus on the idea of a political leader aged over 75.

## 6. Fighting discrimination

QE10 Do you know your rights if you are the victim of discrimination or harassment?



### Socio-demographic breakdown

% Yes	EU27	HU
Total	33%	32%
<b>Gender</b>		
Male	35%	34%
Female	31%	30%
<b>Age</b>		
15-24	34%	31%
25-39	37%	35%
40-54	36%	31%
55 +	27%	30%
<b>Education (end of)</b>		
15-	21%	23%
16-19	33%	30%
20+	44%	52%
Still Studying	33%	40%

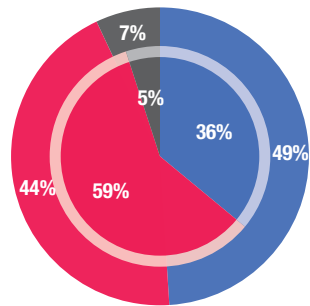
More than half the Hungarians (in the same proportion as the European average) say they do not know their rights if they were the subject of discrimination or harassment.

As we observed in the Union, the socio-demographic results show a level of knowledge not much differentiated in terms of age categories. Nevertheless the 25-29 year olds are more aware of their rights whilst those less educated and women (potentially more discriminated against) seem to suffer from a certain lack of knowledge.



## 6. Fighting discrimination

QE9 In general, would you say that enough effort is made in (OUR COUNTRY) to fight all forms of discrimination?



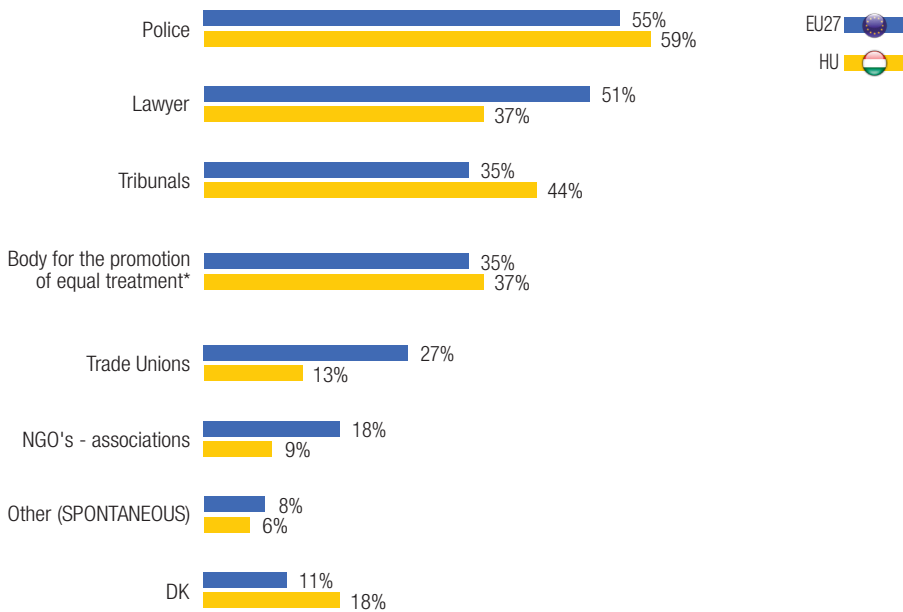
■ Total Yes ■ Total No ■ DK  
EU27 Outer pie HU Inner pie

Evolution May-June 2009 - Feb-March 2008

	EU		HU	
	EB71.2	Diff EB71.2-EB69.1	EB71.2	Diff EB71.2-EB69.1
Total Yes	49%	+2	36%	-5
Total No	44%	-4	59%	+3
DK	7%	+2	5%	+2

Citizens in Hungary are far more critical than other European citizens regarding the efforts made in their country to combat all forms of discrimination. Almost 6 out of 10 of them (compared with less than half at European Union level) consider that not enough is being done in this area. It is worrying to note that the situation seems to have deteriorated significantly in one year (+3 percentage points).

QE15T In case you are the victim of discrimination or harassment, to whom would you prefer to report your case? Firstly? And then? And finally?



\* Specific name given in each country

Although potential victims of discrimination or harassment in Hungary would turn first of all to the police, citizens in Hungary would be more likely than their European neighbours to turn directly to the tribunals or an equal opportunities organisation. On the other hand, only a minority of the people polled consider that an NGO or an association is a relevant option.

