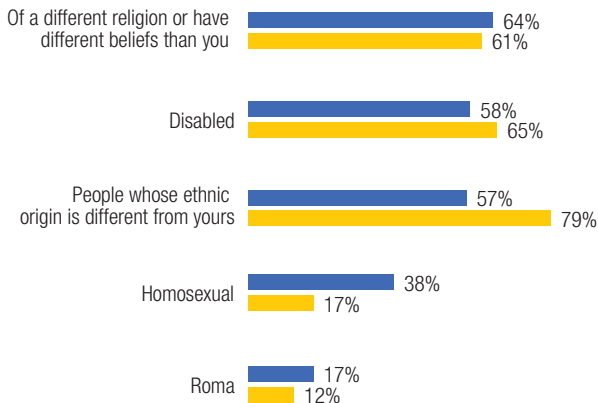


1. Context

QE16 Do you have friends or acquaintances who are...?

Answer: Yes



Socio-demographic breakdown

ITEM: People whose ethnic origin is different from yours

% Yes	EU27	EE
Total	57%	79%

Gender	EU27	EE
Male	60%	84%
Female	54%	75%

Age	EU27	EE
15-24	71%	83%
25-39	65%	85%
40-54	60%	81%
55+	42%	71%

Education (end of)	EU27	EE
15-	41%	57%
16-19	56%	78%
20+	67%	84%
Still Studying	73%	82%

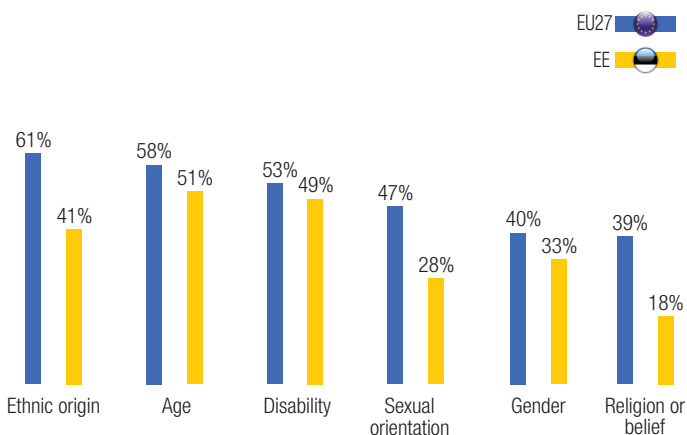
Respondents in Estonia seem to mix more frequently than Europeans as a whole with people whose ethnic origin is different from theirs or with people suffering from a disability. On the other hand, they are far less likely than the European average to include homosexuals among their circle of friends and acquaintances.

The vast majority of people aged between 15 and 54 declared that their circle of friends and acquaintances includes people from a different ethnic background, whereas at European level there is a far higher negative correlation between these two variables. It is nevertheless noteworthy that the scores of the oldest respondents (often those who left school the earliest) tend to be lower than those of younger respondents.

2. Perception and experience of discrimination

QE1 For each of the following types of discrimination, could you please tell me whether, in your opinion, it is very widespread, fairly widespread, fairly rare or very rare in (OUR COUNTRY)? Discrimination on the basis of...

Answer: Total "widespread"

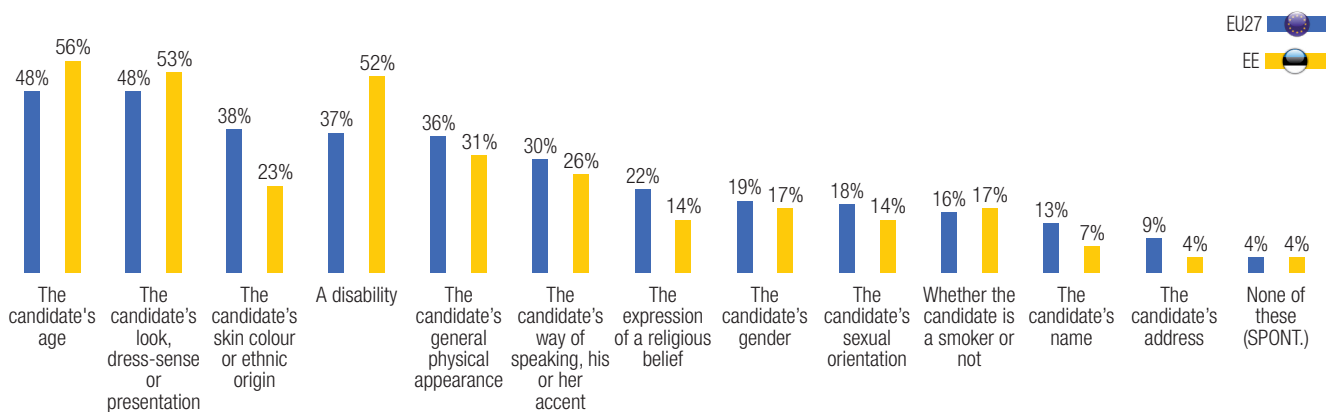


In comparison to the results obtained at European Union level, the situation concerning the scope of discrimination in Estonia seems at first sight less worrying. Nevertheless almost one in two respondents in Estonia consider that types of discrimination based on age and disability are frequent in their country, whereas forms of discrimination based on sexual orientation and religion seem less widespread.



3. Discrimination at work

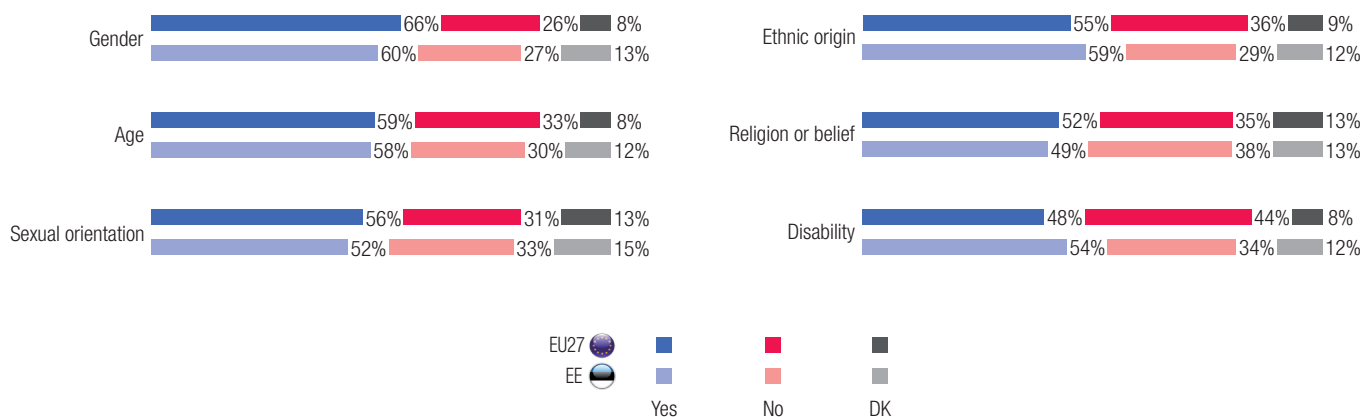
QE5 In (OUR COUNTRY), when a company wants to hire someone and has the choice between two candidates with equal skills and qualifications, which of the following criteria may, in your opinion, put one candidate at a disadvantage?



In line with the results at European level, the candidate's age and presentation or dress-sense are, in the eyes of respondents in Estonia, the two criteria which are the most likely to put a candidate at a disadvantage during the recruitment process. But whereas the colour of the candidate's skin or ethnic origin seem to be less of a problem from the point of view of discrimination, disabilities seem to be far more problematic (a difference of 15 percentage points with the European average).

4. Diversity in the media

QE11 Do you think that diversity is sufficiently reflected in the media, in terms of...?



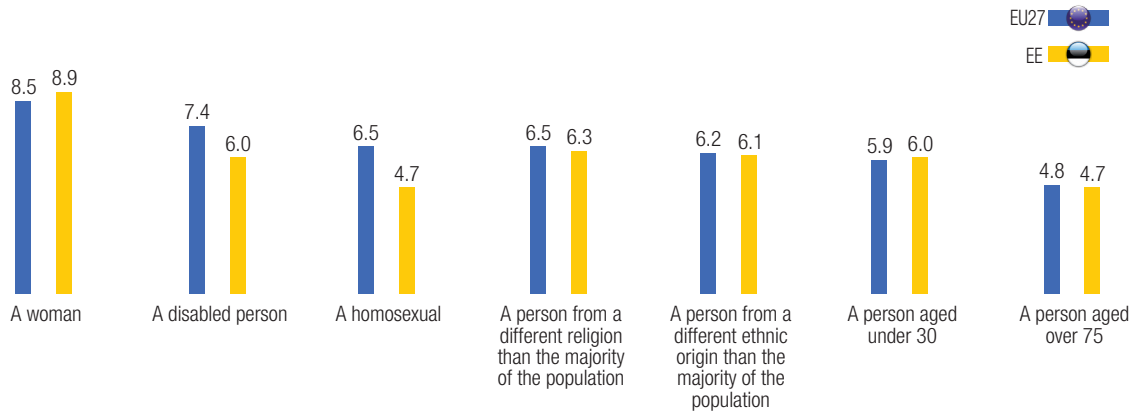
The majority of respondents in Estonia consider that the media adequately reflect their country's diversity for all the six types of discrimination on which they were polled. The results obtained in Estonia are comparable to those calculated at the level of the European Union. However, the far higher level of 'DK' replies to this question is noteworthy, illustrating that respondents had some difficulty expressing an opinion on this point.



5. Attitudes towards diversity

QE6 And using a scale from 1 to 10, please tell me how you would feel about having someone from each of the following categories in the highest elected political position in (OUR COUNTRY)?

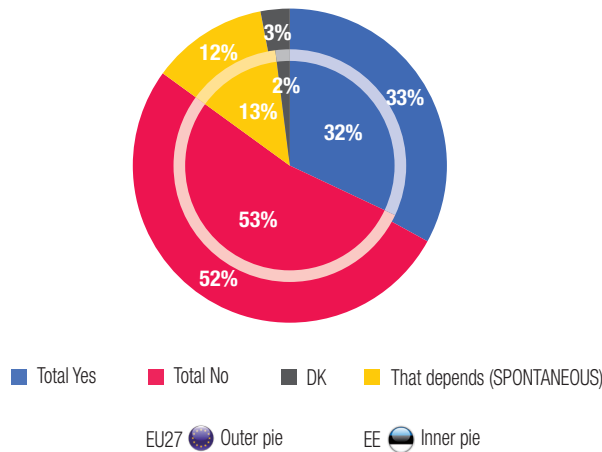
Answer: Average note



Only two of the seven scenarios proposed to respondents were not supported by a majority of them, namely a political leader aged over 75 or homosexual. Here, there is a difference of almost two percentage points (on a scale of ten) with the European result.

6. Fighting discrimination

QE10 Do you know your rights if you are the victim of discrimination or harassment?



Socio-demographic breakdown

% Yes	EU27	EE
Total	33%	32%
Gender		
Male	35%	33%
Female	31%	31%
Age		
15-24	34%	52%
25-39	37%	32%
40-54	36%	28%
55+	27%	22%
Education (end of)		
15-	21%	23%
16-19	33%	29%
20+	44%	30%
Still Studying	33%	55%

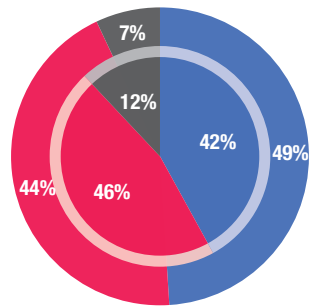
More than half the Estonians (in a proportion very slightly higher than the European average) say they do not know their rights if they were the subject of discrimination or harassment.

As we observed in the Union, the socio-demographic results show a level of knowledge overall not much differentiated in terms of age categories. With nevertheless two notable exceptions, the 15-24 year olds are significantly more aware of their rights whilst the less educated seem to suffer from a certain lack of knowledge.



6. Fighting discrimination

QE9 In general, would you say that enough effort is made in (OUR COUNTRY) to fight all forms of discrimination?



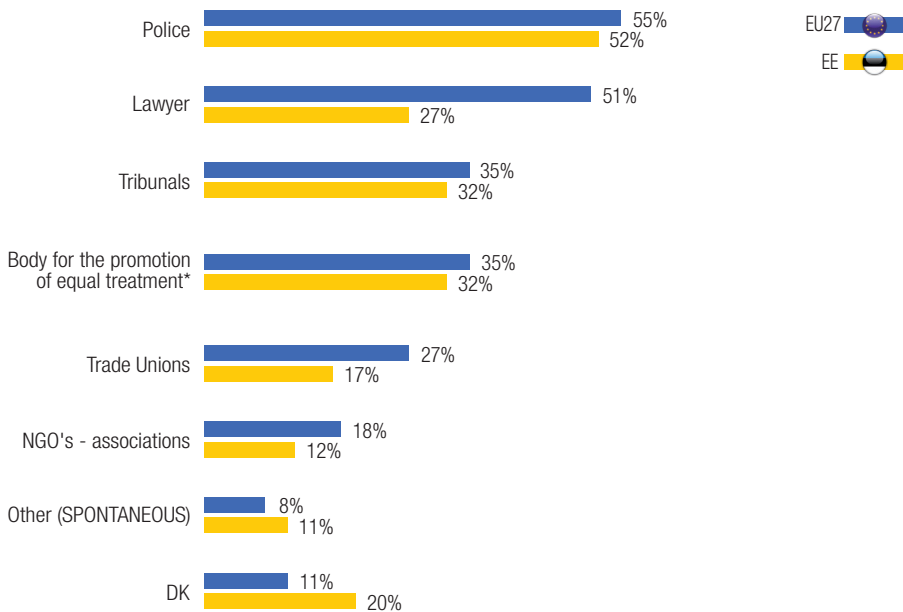
■ Total Yes ■ Total No ■ DK
EU27 Outer pie EE Inner pie

Evolution May-June 2009 - Feb-March 2008

	EU		EE	
	EB71.2	Diff EB71.2-EB69.1	EB71.2	Diff EB71.2-EB69.1
Total Yes	49%	+2	42%	-4
Total No	44%	-4	46%	-1
DK	7%	+2	12%	+5

Even if they are divided on this question, a relative majority of respondents in Estonia consider that not enough is being done in their country to combat all forms of discrimination. This score is below the European average and is 4 percentage points lower than that recorded last year.

QE15T In case you are the victim of discrimination or harassment, to whom would you prefer to report your case? Firstly? And then? And finally?



* Specific name given in each country

Respondents in Estonia would clearly turn first of all to the police if they were a victim of discrimination or harassment. They then mentioned the tribunals and an equal opportunities organisation. Lawyers and trade unions were mentioned far less frequently by respondents in Estonia. It is to be noted that one in five respondents in Estonia felt unable to express an opinion on this question, which may reflect a lack of information about possible means of redress available to victims of discrimination.

