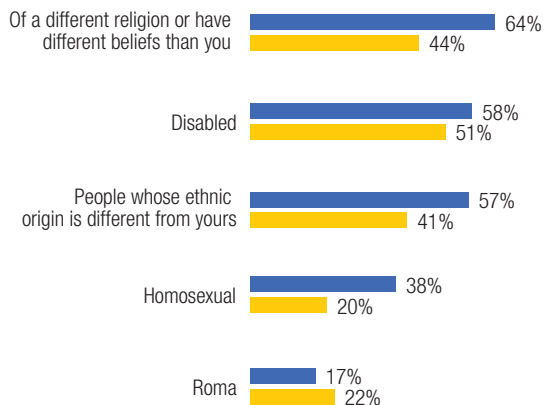


1. Context

QE16 Do you have friends or acquaintances who are...?

Answer: Yes



Socio-demographic breakdown

ITEM: People whose ethnic origin is different from yours

% Yes	EU27	CZ
Total	57%	41%

Gender		
Male	60%	45%
Female	54%	37%

1 Age		
15-24	71%	63%
25-39	65%	37%
40-54	60%	44%
55 +	42%	29%

Education (end of)		
15-	41%	39%
16-19	56%	38%
20+	67%	44%
Still Studying	73%	62%

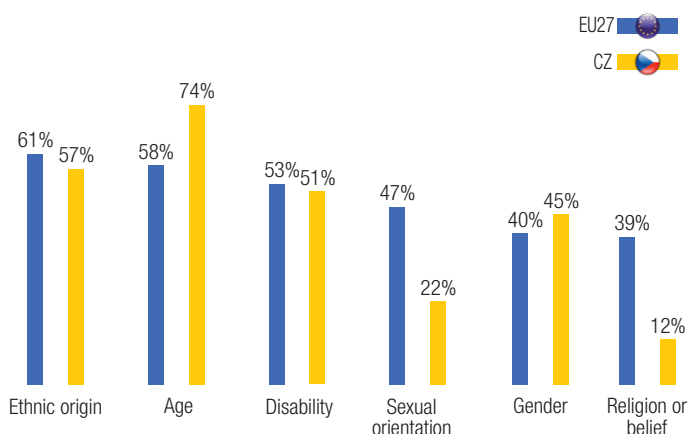
Citizens in the Czech Republic are far less likely than Europeans as a whole to include among their circle of friends and acquaintances people whose religion is different from theirs, disabled people, people from a different ethnic background and homosexuals. On the other hand, they are slightly more likely than citizens in the rest of the European Union to mix with Roma.

As in the European Union in general (but to a lesser extent), the respondents who are the most likely to mix with people from a different ethnic background are young people aged 15 to 24 and people who stayed the longest in full-time education.

2. Perception and experience of discrimination

QE1 For each of the following types of discrimination, could you please tell me whether, in your opinion, it is very widespread, fairly widespread, fairly rare or very rare in (OUR COUNTRY)? Discrimination on the basis of...

Answer: Total "widespread"

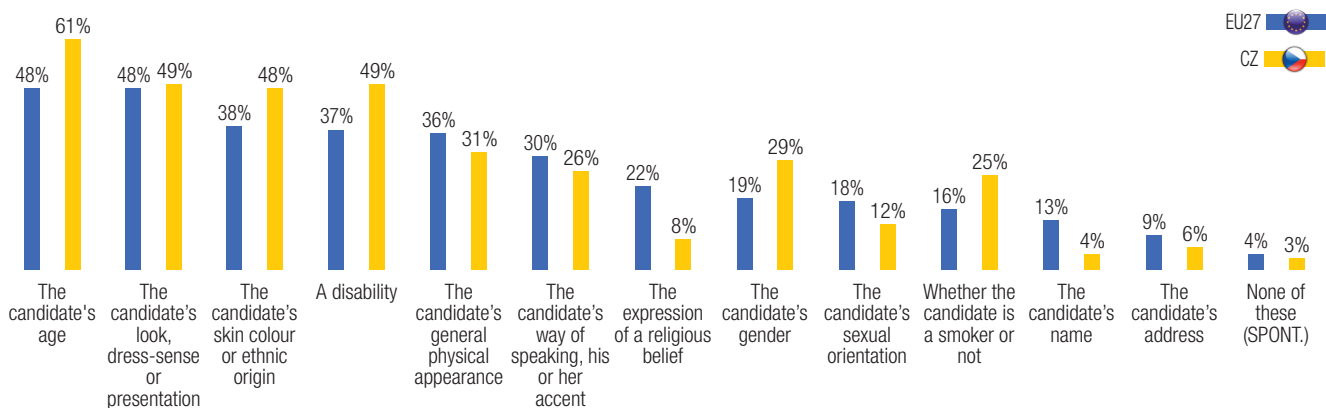


Citizens in the Czech Republic consider that age based discrimination is by far the most widespread in their country (ahead of ethnic origin), whereas Europeans as a whole put ethnic origin first. They are then more or less as likely as respondents in the European Union as a whole to mention disability and gender, but far less likely to mention sexual orientation and religious beliefs.



3. Discrimination at work

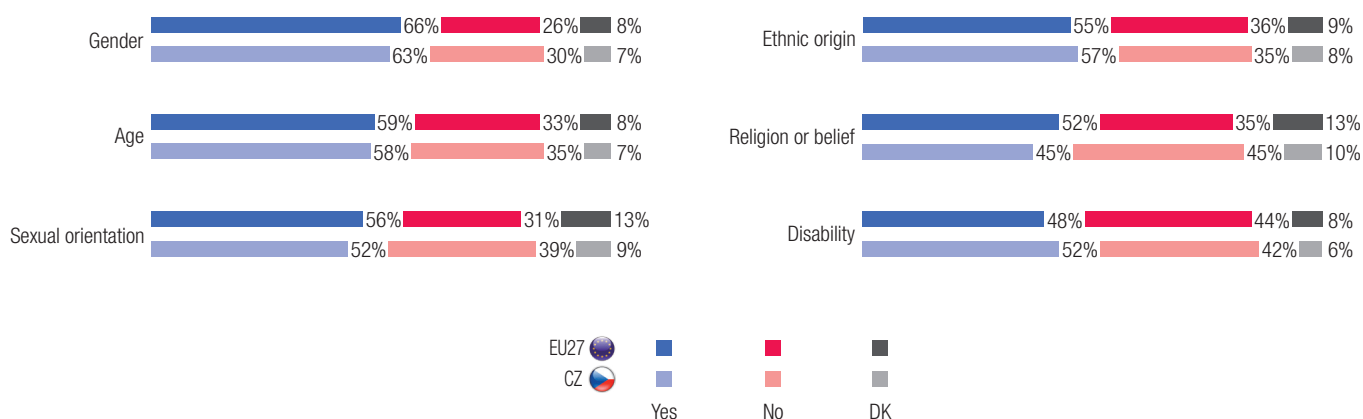
QE5 In (OUR COUNTRY), when a company wants to hire someone and has the choice between two candidates with equal skills and qualifications, which of the following criteria may, in your opinion, put one candidate at a disadvantage?



The order in which potentially discriminatory recruitment criteria are listed in the Czech Republic is very similar to that noted at European level. Nevertheless, the scores are often higher in the Czech Republic. Some criteria were however mentioned less frequently in the Czech Republic than in the rest of Europe: the candidate's general physical appearance, his or her way of speaking, the expression of religious beliefs, his or her sexual orientation and his or her name and address.

4. Diversity in the media

QE11 Do you think that diversity is sufficiently reflected in the media, in terms of...?



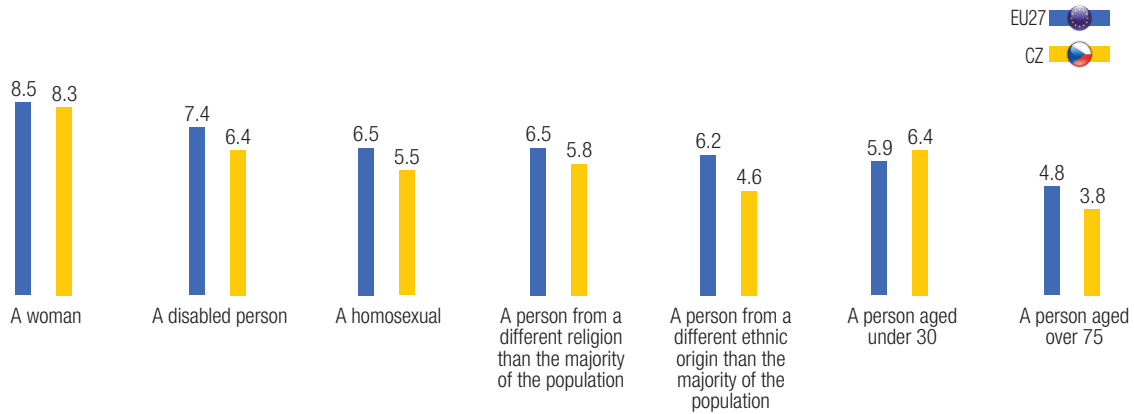
On the whole respondents in the Czech Republic consider, in line with Europeans in general, that diversity is sufficiently represented in the media, in particular as regards gender which was highlighted. Only religious beliefs were mentioned by only 45% of respondents in the Czech Republic.



5. Attitudes towards diversity

QE6 And using a scale from 1 to 10, please tell me how you would feel about having someone from each of the following categories in the highest elected political position in (OUR COUNTRY)?

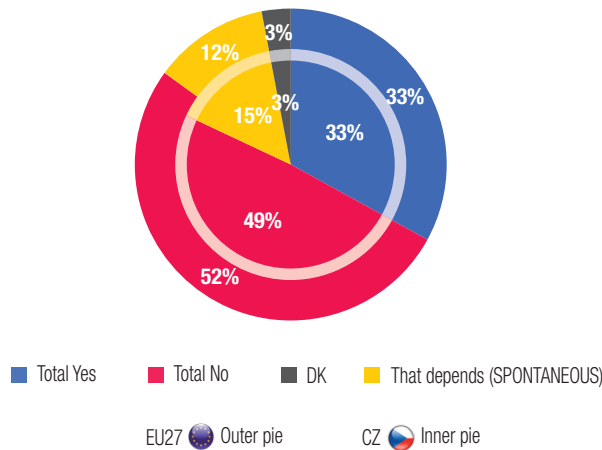
Answer: Average note



Citizens in the Czech Republic would be in favour of a high level political leader belonging to one of the categories on which they were polled, but with lower scores than those recorded at European level. The only exception is that citizens in the Czech Republic are slightly more likely than Europeans as a whole to approve of someone aged under thirty holding a high-ranking political position.

6. Fighting discrimination

QE10 Do you know your rights if you are the victim of discrimination or harassment?



Socio-demographic breakdown

% Yes	EU27	CZ
Total	33%	33%
Gender		
Male	35%	34%
Female	31%	32%
Age		
15-24	34%	31%
25-39	37%	36%
40-54	36%	35%
55 +	27%	30%
Education (end of)		
15-	21%	13%
16-19	33%	31%
20+	44%	50%
Still Studying	33%	31%

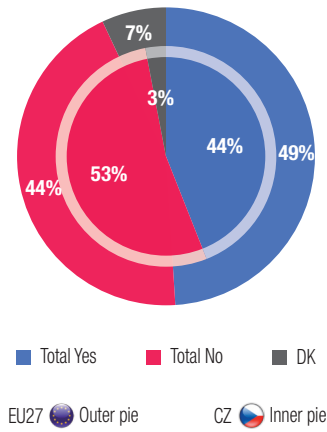
Almost half the Czechs (in a slightly lower proportion to the European average) say they do not know their rights if they were the subject of discrimination or harassment.

As we observed in the Union, the socio-demographic results show a level of knowledge not much differentiated in terms of age categories. Nevertheless the youngest, like the oldest and the less educated seem to suffer from a certain lack of knowledge.



6. Fighting discrimination

QE9 In general, would you say that enough effort is made in (OUR COUNTRY) to fight all forms of discrimination?

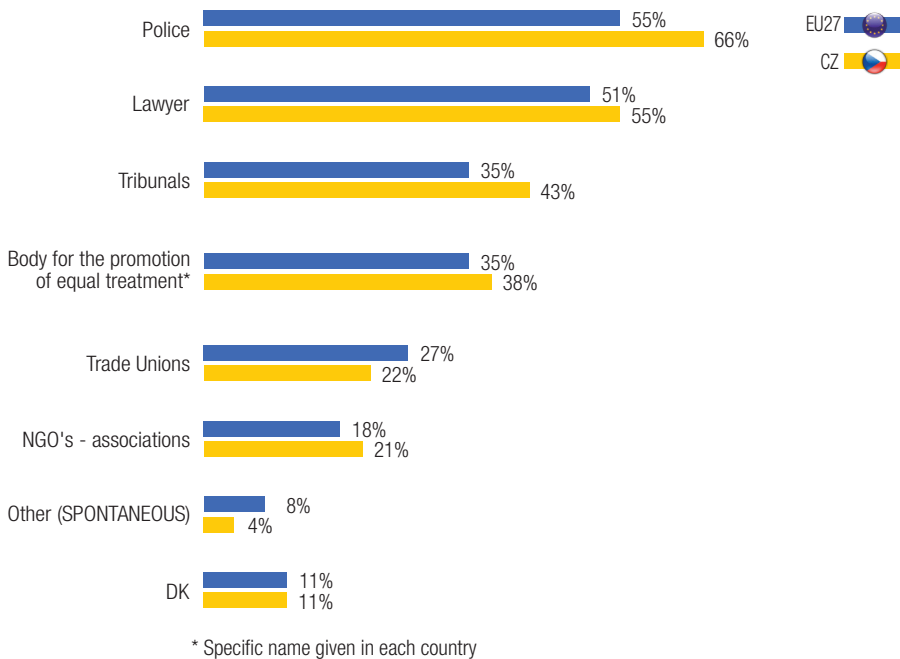


Evolution May-June 2009 - Feb-March 2008

	EU		CZ	
	EB71.2	Diff EB71.2-EB69.1	EB71.2	Diff EB71.2-EB69.1
Total Yes	49%	+2	44%	+2
Total No	44%	-4	53%	-1
DK	7%	+2	3%	-1

Citizens in the Czech Republic are fairly critical (more than the European average) in their assessment of the efforts made in their country to combat all forms of discrimination. Nevertheless, there has been an increase of 2 percentage points since last year in the proportion of respondents who consider that enough is being done in this area.

QE15T In case you are the victim of discrimination or harassment, to whom would you prefer to report your case? Firstly? And then? And finally?



In the same way as Europeans as a whole, but in far higher proportions, citizens in the Czech Republic declared that if they were a victim of discrimination or harassment, they would turn first of all to the police, then to a lawyer, the tribunals, an equal opportunities organisation or an NGO. On the other hand, they would be less likely than Europeans as a whole to turn to a trade union.

