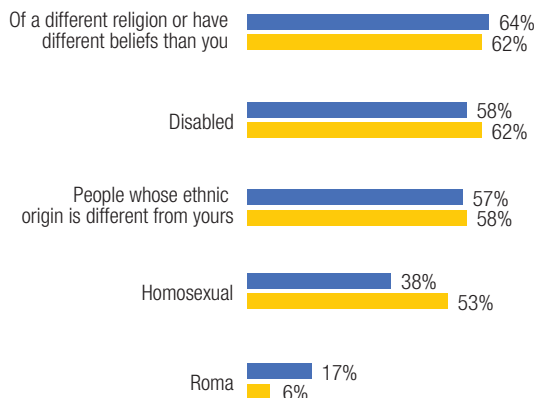


## 1. Context

QE16 Do you have friends or acquaintances who are...?

Answer: Yes



### Socio-demographic breakdown

ITEM: People whose ethnic origin is different from yours

% Yes	EU27	BE
Total	57%	58%

Gender	EU27	BE
Male	60%	59%
Female	54%	56%

Age	EU27	BE
15-24	71%	80%
25-39	65%	65%
40-54	60%	60%
55+	42%	41%

Education (end of)	EU27	BE
15-	41%	33%
16-19	56%	51%
20+	67%	70%
Still Studying	73%	82%

Most respondents in Belgium declared that their circle of friends and acquaintances includes people whose religion or beliefs are different from theirs, disabled people and people from a different ethnic background. The average scores are close to those obtained at European level.

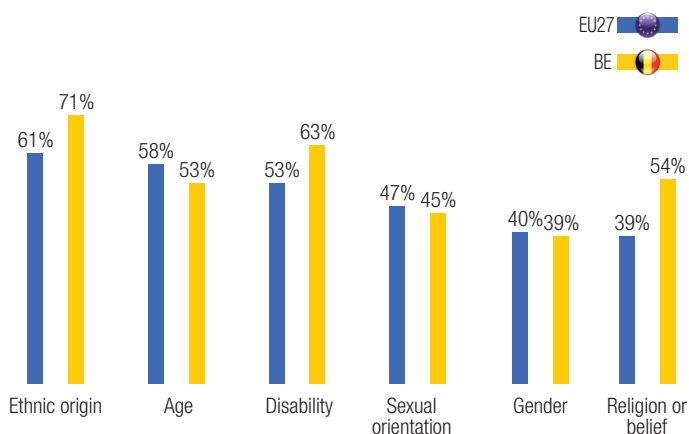
On the other hand, they seem more likely than the rest of Europeans (difference of 15 percentage points) to mix with homosexuals, and less likely to mix with Roma.

In line with the results obtained at European level (but nevertheless in smaller proportions), the youngest respondents in Belgium and those who studied the longest are the most likely to mix with people from a different ethnic background.

## 2. Perception and experience of discrimination

QE1 For each of the following types of discrimination, could you please tell me whether, in your opinion, it is very widespread, fairly widespread, fairly rare or very rare in (OUR COUNTRY)? Discrimination on the basis of...

Answer: Total "widespread"

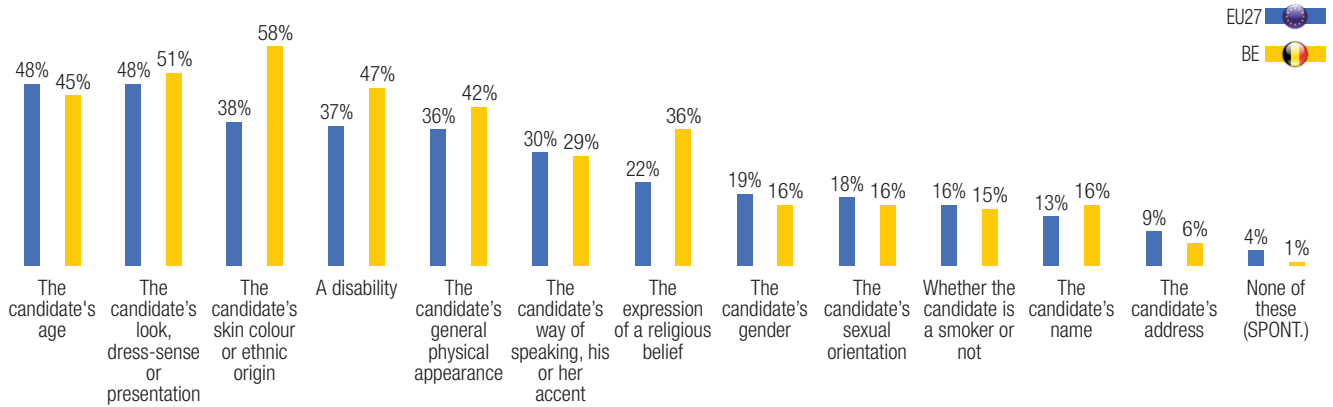


Citizens in Belgium are more likely than other Europeans to consider that discrimination based on ethnic origin is the most widespread in their country, as well as discrimination based on disabilities and religious beliefs. On the other hand, they are closer to the European average as regards the other types of discrimination, namely those based on age, sexual orientation and gender.



## 3. Discrimination at work

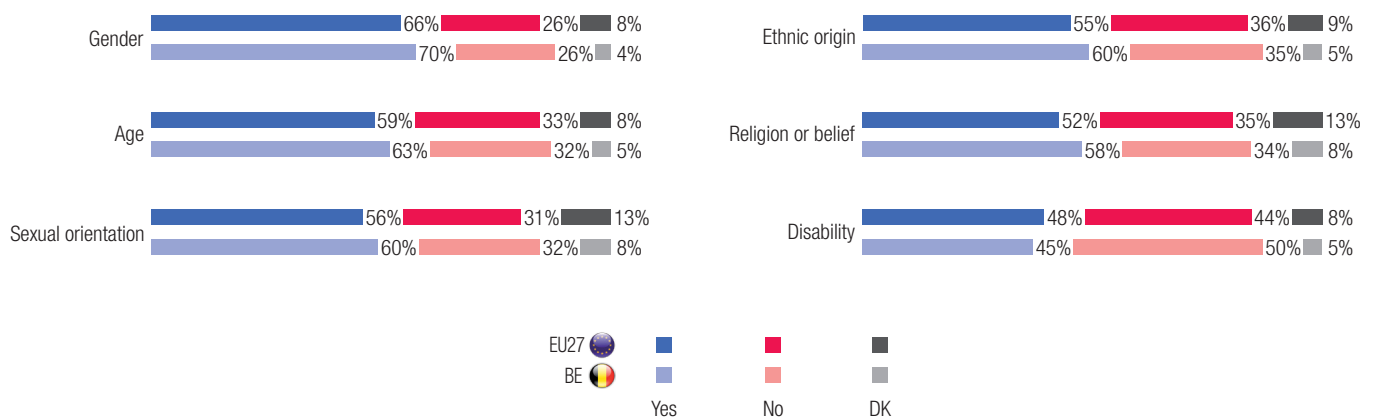
QE5 In (OUR COUNTRY), when a company wants to hire someone and has the choice between two candidates with equal skills and qualifications, which of the following criteria may, in your opinion, put one candidate at a disadvantage?



The order in which the potentially discriminatory recruitment criteria were mentioned is different in Belgium in comparison to the European average. The colour of the candidate's skin or his or her ethnic origin, his or her dress-sense or presentation and disabilities were the most frequently mentioned criteria. The expression of a religious sign was also mentioned more frequently in Belgium as a discriminatory recruitment criterion.

## 4. Diversity in the media

QE11 Do you think that diversity is sufficiently reflected in the media, in terms of...?



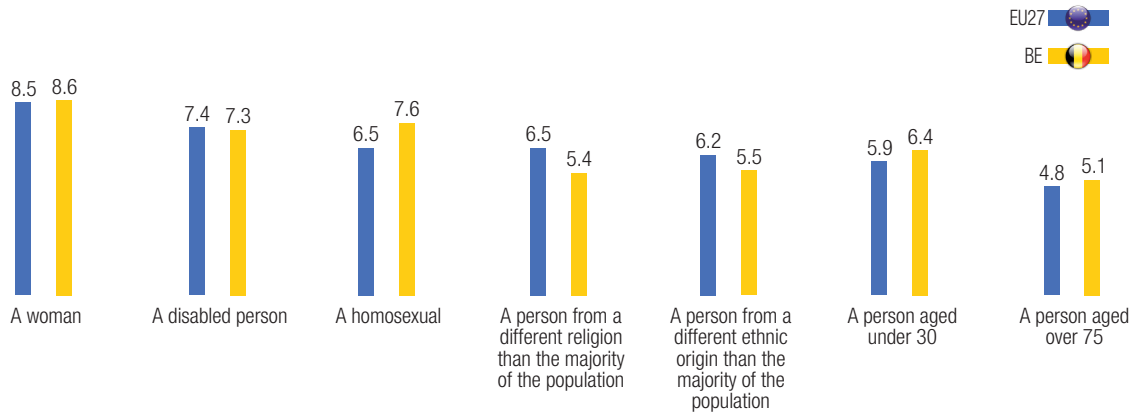
Overall respondents in Belgium consider that diversity is sufficiently represented in the media. Moreover, the proportions are higher than at European level. There is however one exception: the majority of respondents in Belgium consider that disabilities are insufficiently reflected in the media.



## 5. Attitudes towards diversity

QE6 And using a scale from 1 to 10, please tell me how you would feel about having someone from each of the following categories in the highest elected political position in (OUR COUNTRY)?

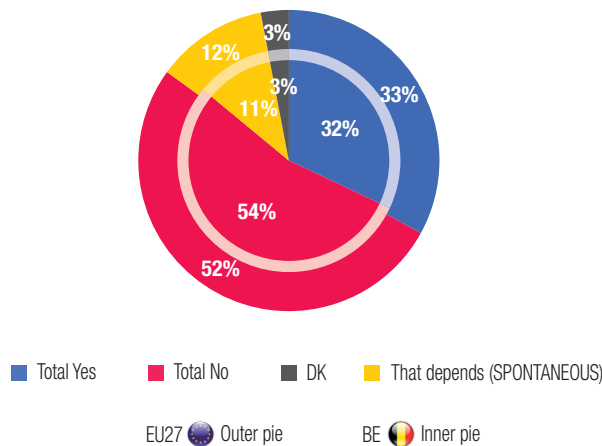
Answer: Average note



In line with the results obtained for the European Union as a whole, respondents in Belgium would not have any objections to a political leader drawn from one of the categories on which they were polled. They differ however by the higher proportion of respondents who would accept a homosexual or young political leader. On the other hand, they are less likely than respondents in the European Union as a whole to accept the idea of a political leader from a different ethnic or religious background.

## 6. Fighting discrimination

QE10 Do you know your rights if you are the victim of discrimination or harassment?



More than half of Belgians say they do not know their rights if they were the subject of discrimination or harassment, a result very close to the European average.

As we observed in the Union, the socio-demographic results show a level of knowledge not much differentiated in terms of age categories. Nevertheless younger and older people (who are the most likely to suffer from discrimination) and those who are less educated, seem to suffer from a certain lack of knowledge.

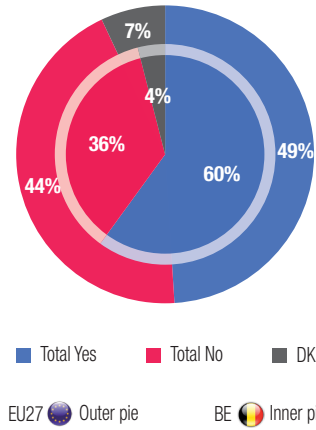
### Socio-demographic breakdown

% Yes	EU27	BE
Total	33%	32%
<b>Gender</b>		
Male	35%	33%
Female	31%	30%
<b>Age</b>		
15-24	34%	27%
25-39	37%	34%
40-54	36%	37%
55 +	27%	28%
<b>Education (end of)</b>		
15-	21%	23%
16-19	33%	28%
20+	44%	43%
Still Studying	33%	22%



## 6. Fighting discrimination

QE9 In general, would you say that enough effort is made in (OUR COUNTRY) to fight all forms of discrimination?

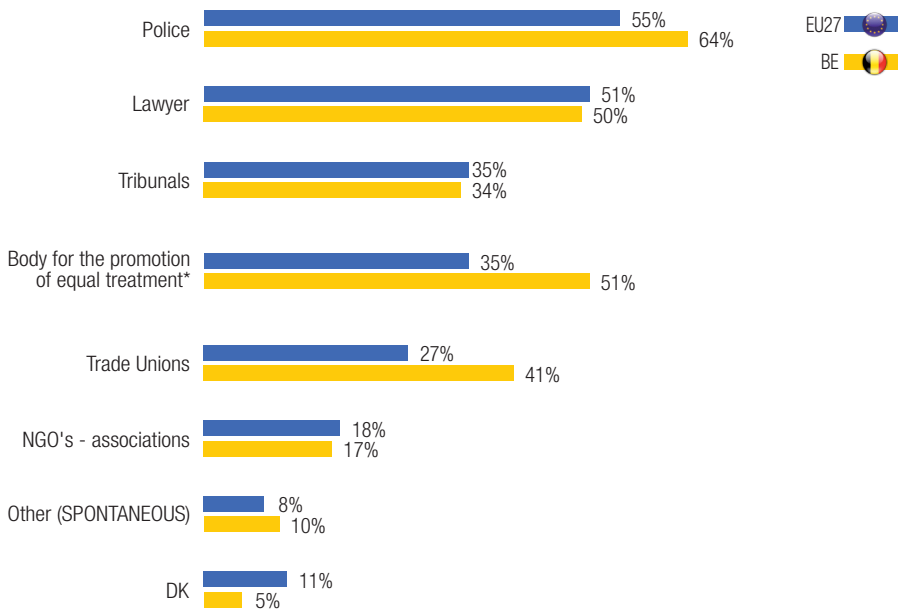


Evolution May-June 2009 - Feb-March 2008

	EU		BE	
	EB71.2	Diff EB71.2-EB69.1	EB71.2	Diff EB71.2-EB69.1
Total Yes	49%	+2	60%	+6
Total No	44%	-4	36%	-8
DK	7%	+2	4%	+2

Respondents in Belgium are far more likely than Europeans as a whole to consider that enough is being done in their country to combat all forms of discrimination. Citizens in Belgium are also more likely than those in the European Union as a whole to consider that progress has been achieved in this area since last year.

QE15T In case you are the victim of discrimination or harassment, to whom would you prefer to report your case? Firstly? And then? And finally?



\* Specific name given in each country

While, as at European level, potential victims of discrimination or harassment would turn first of all to the police, respondents in Belgium are far more likely than their European counterparts to turn to an equal opportunities organisation. This solution was ranked second, just ahead of lawyers and trade unions.

