



Special Eurobarometer



European
Commission

Europeans, Agriculture and the Common Agricultural Policy

Fieldwork November-December 2007

Publication March 2008

Special Eurobarometer 294 / Wave 68.2 – TNS Opinion & Social

This survey was requested by Directorate-General Agriculture and Rural Development and coordinated by Directorate-General Communication

This document does not represent the point of view of the European Commission. The interpretations and opinions contained in it are solely those of the authors.

INTRODUCTION	2
1. PERCEIVED IMPORTANCE OF AGRICULTURE AND RURAL AREAS.....	3
2. AWARENESS OF THE COMMON AGRICULTURAL POLICY	4
3. EUROPEAN UNION AGRICULTURAL POLICY: PRIORITIES AND PERFORMANCE	7
3.1 Main priorities for European Union agricultural policy	7
3.2 Performance of the Common Agricultural Policy on citizens' priorities	9
3.3 The role of farmers in society	12
4. THE REFORMED COMMON AGRICULTURAL POLICY	13
4.1 Opinion on the cross-compliance mechanism.....	13
4.2 Assessment of recent developments of the CAP	13
5. THE EUROPEAN UNION AGRICULTURE BUDGET	14
5.1 Assessments of the current and future budget level.....	14
6. EUROPEAN AGRICULTURE AND TRADE	16
7. INFORMATION ON AGRICULTURE AND EUROPEAN UNION AGRICULTURAL POLICY	16
7.1 Desire to be more informed on agricultural issues and the CAP.....	16
7.2 Topics for more information.....	17
7.3 Preferred sources of information	20
CONCLUSION	21

INTRODUCTION

For over 50 years the Common Agricultural Policy (CAP) has been a cornerstone of EU policy relating to farming and the rural areas. Proposed by the European Commission in 1960, it aimed to provide a harmonised framework to ensure adequate supplies, increase productivity and ensure that both consumers and producers received a fair deal in the market. Over time agricultural priorities have shifted, for example with concern over Europe's food self-sufficiency fading somewhat and food safety/health, environmental and animal welfare concerns becoming more prominent.

With the change to direct aids to farmers at the beginning of the 90s, agricultural policy took on a new dimension in 2003, with this year marking the beginning of a phase of reform and transformation in the CAP. This has now moved from a production-based system of subsidies to a market-orientated system where financial support to farmers is decoupled from production and is also dependent on producers meeting food safety, quality, environmental, plant health, animal health and welfare standards.

More recently still, in 2007 public discourse surrounding agriculture has centred around the issue of prices: general inflation has been on the rise across the continent, with this increase particularly sharp for foodstuffs¹.

This summary presents key results from a survey carried out by TNS Opinion & Social, interviewing 26730 citizens in the 27 Member States. Interviewing was conducted between the 19th of November and the 14th of December, 2007. The methodology used is that of Eurobarometer surveys as carried out by the Directorate General for Communication ("Research and Political Analysis" Unit).

The survey follows on from a similar one conducted in 2006² and where relevant, direct comparisons are made with this previous survey. In this case, any differences in question or answer wordings have been indicated.

It should also be noted that in the current survey figures for the EU average *include* responses from Bulgaria and Romania. The 2006 figures are based on the - at that time - 25 member states with Bulgarian and Romanian responses excluded from the calculation.

For more detailed results, readers are referred to the full report, available at the European Commission's 'Public Opinion' site³.

¹ *Wheat prices reach record level*, BBC, 24/08/2007, <http://news.bbc.co.uk/2/hi/business/6962211.stm>
World food price rises to hit consumers, Financial Times, 16/12/2007, <http://www.ft.com/cms/s/0/03de75c4-ac22-11dc-82f0-0000779fd2ac.html>

² *Europeans, Agriculture and the Common Agricultural Policy*, Special Eurobarometer 276 (fieldwork November-December 2006)

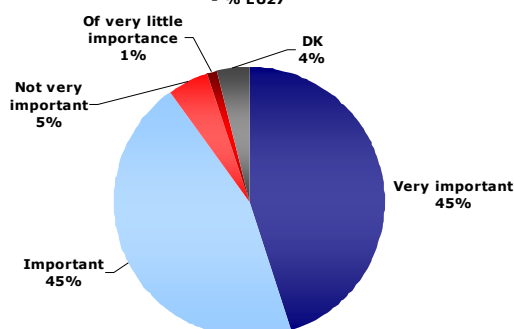
http://ec.europa.eu/public_opinion/archives/ebs/ebs_276_en.pdf

³ http://ec.europa.eu/public_opinion/archives/eb_special_en.htm

1. PERCEIVED IMPORTANCE OF AGRICULTURE AND RURAL AREAS

It can be categorically stated that **the vast majority of EU citizens believe farming and rural areas to be important to their continent's future**. Just short of nine in every ten (90%) respondents give this answer.

QE1 Not everybody shares the same point of view concerning the importance of European agriculture and the rural areas for our future. Personally, do you think that subject is ... for our future?
- % EU27










A similarly high level of accorded importance was seen in the survey conducted in 2006. Here, in response to exactly the same question, 88% gave a positive answer.

This **high level of importance is universal across countries**. Even where the lowest level is seen – in Bulgaria – over three quarters (78%) of respondents answer 'important' or 'very important'.

Although overall results are almost identical to the previous poll in terms of the percentage giving an 'important' or 'very important' answer, there are some countries where this figure has increased somewhat.

Importance of agriculture and the rural areas: Notable changes Winter 2006 – Winter 2007

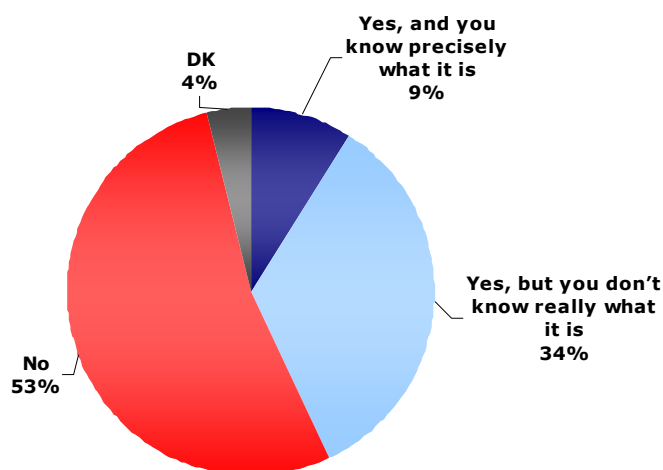
Note: Figures shown = % 'very important' + 'important'

	Winter 2006 (EB66)	Winter 2007 (EB68)	Change (% points)
 Estonia	86%	93%	+7
 Spain	83%	90%	+7
 Romania	82%	88%	+6
 Lithuania	80%	86%	+6
 Malta	90%	94%	+4
 Czech Rep.	89%	93%	+4
 Ireland	75%	79%	+4

2. AWARENESS OF THE COMMON AGRICULTURAL POLICY

The low level of knowledge concerning agricultural issues, as outlined above, is also evident in respondents' self-reported awareness of the Common Agricultural Policy. Here **a majority of respondents (53%) report that they have never heard or read about the CAP⁴.**

QE3 Have you ever heard or read about the European Union's Common Agriculture and rural development Policy, the "CAP", or not?
- % EU27

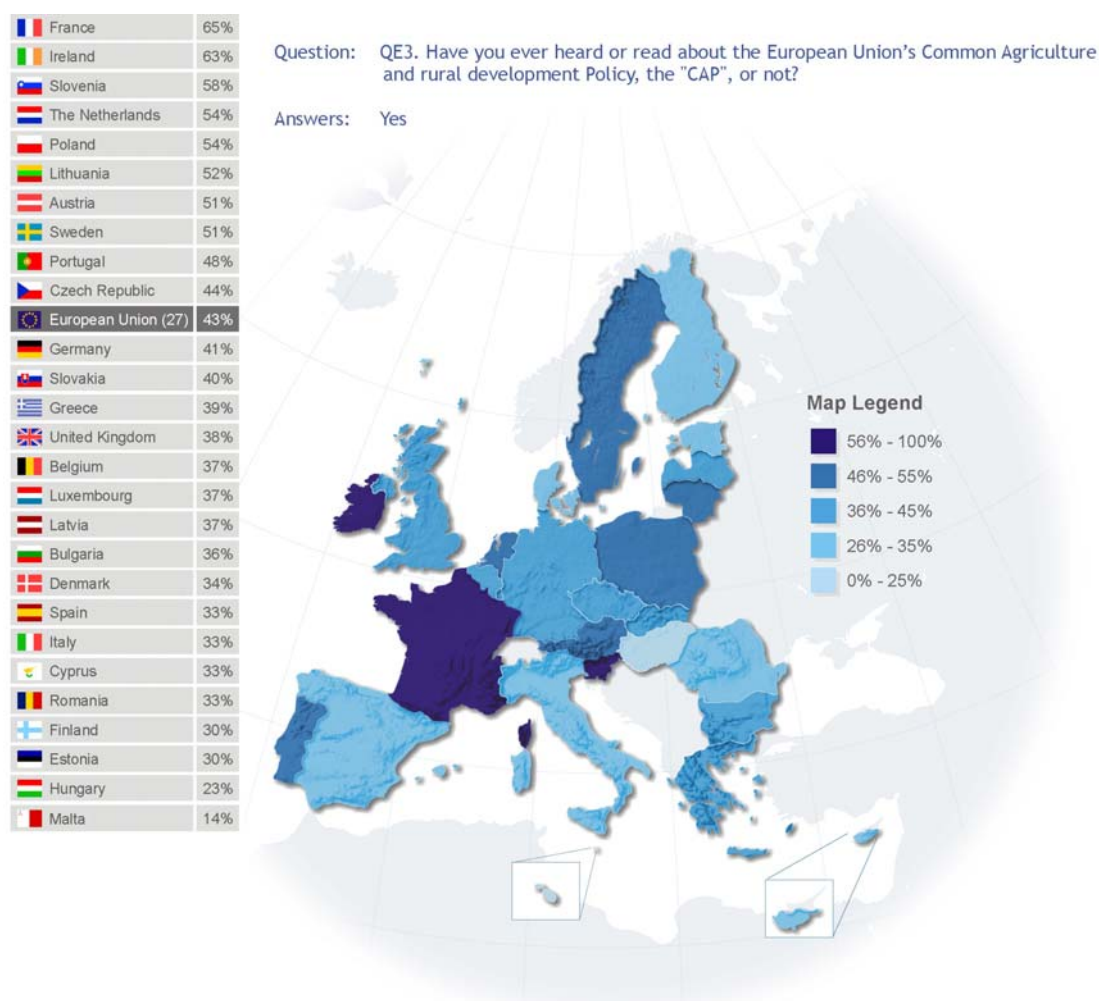


In 2006 a slightly different question was asked (which did not explicitly mention the 'rural development' aspect of the CAP) but with the same answer categories⁵. Virtually identical results were seen: 9% answered that they had heard of the CAP and knew precisely what it is, 34% that they had heard of it but did not really know what it is, 54% that they had not heard of it and 3% that they 'don't know'.

Considering individual countries, the highest level of awareness is found in France, where almost two-thirds (65%) say that they have heard of the CAP (with 16% saying they know precisely what it is). At the other end of the spectrum, just 14% of Maltese respondents have heard of the CAP.

⁴ QE3. Have you ever heard or read about the European Union's Common Agriculture and rural development Policy, the "CAP", or not?: Yes, and you know precisely what it is/ Yes, but you don't know really what it is/ No

⁵ QD3 (2006). Have you ever heard or read about the common agricultural policy, the "CAP", or not?: Yes, and you know precisely what it is/ Yes, but you don't know really what it is/ No



In contrast to the questions analysed above, we see a **strong volatility in country results from 2006 to 2007 when it comes to awareness of the CAP.**

















The large number of countries exhibiting changes in awareness of the CAP, as detailed below, may well be explained by the fact that awareness measures are - in general - prone to fluctuation according to the coverage given to the issue in the national media.

The Lithuanian increase is most probably linked to publicity surrounding the 'AgroBalt 2007' agriculture and food industry exhibition which took place in mid-September⁶. The decrease in Finland is linked to the fact that the country held the EU presidency at the time of fieldwork in 2006, leading to a greater awareness of European issues.

⁶ <http://www.agrobalt.it/default.asp?DL=E>

Awareness of the CAP: Notable changes Winter 2006 – Winter 2007

Note: Figures shown = Average % giving correct answer across 3 statements

		Winter 2006 (EB66)	Winter 2007 (EB68)	Change (% points)
	Lithuania	32%	52%	+20
	Bulgaria	16%	36%	+20
	Czech Rep.	25%	44%	+19
	Sweden	36%	51%	+15
	Slovenia	44%	58%	+14
	Latvia	27%	37%	+10
	Estonia	22%	30%	+8
	Austria	44%	51%	+7
	Portugal	42%	48%	+6
	Spain	27%	33%	+6
	Denmark	28%	34%	+6
	Netherlands	49%	54%	+5
	Finland	45%	30%	-15
	Luxembourg	46%	37%	-9
	Belgium	44%	37%	-7
	Poland	60%	54%	-6

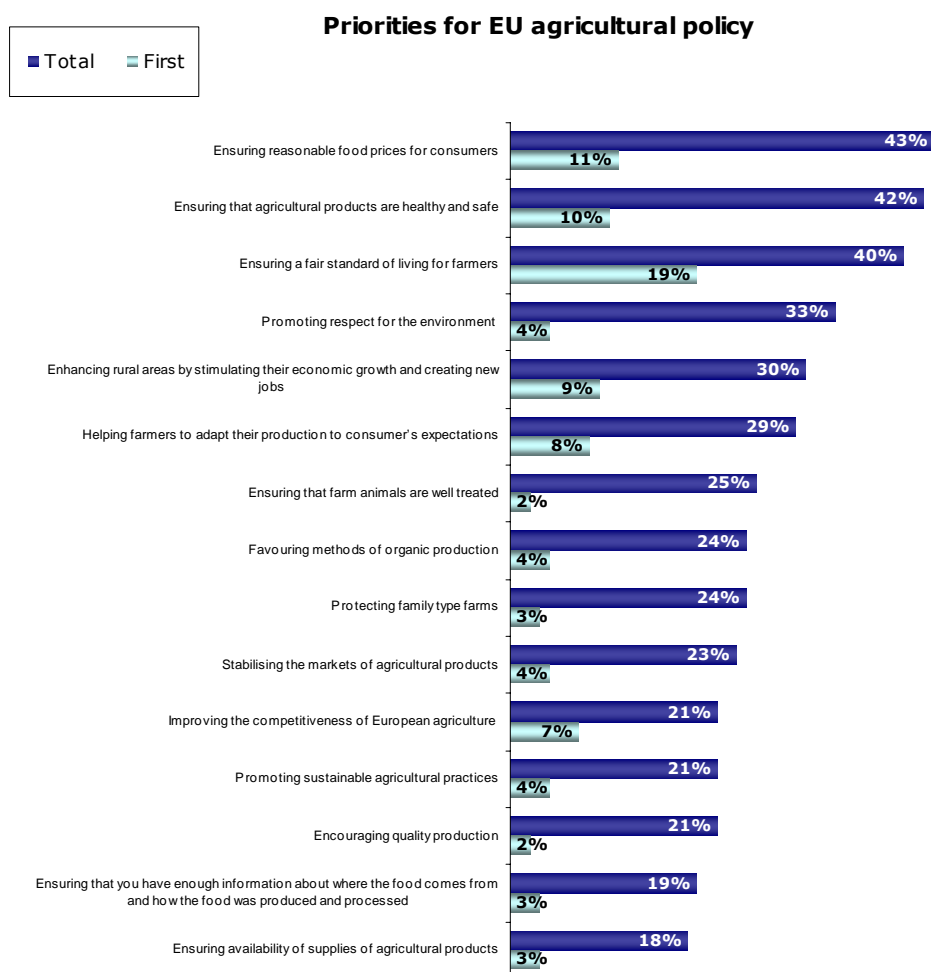
For awareness of the CAP, we see a **quite considerable variation according to four socio-demographic factors**:

- Awareness of the CAP increases directly with the length of time spent in education.
- Linked to education, there is substantial variation between occupational groups.
- Age is related to awareness, but this relationship is not clear-cut.
- Nine percentage points fewer of women (39%) than men (48%) are aware of the CAP.

3. EUROPEAN UNION AGRICULTURAL POLICY: PRIORITIES AND PERFORMANCE

3.1 Main priorities for European Union agricultural policy

Respondents were shown a comprehensive list of agricultural policy aims and asked to select a first priority, before then selecting a maximum of four others that the EU should prioritise⁷. The chart below shows the results for each policy aim, with both the percentage selecting each as first priority and the combined results from this and subsequent mentions.



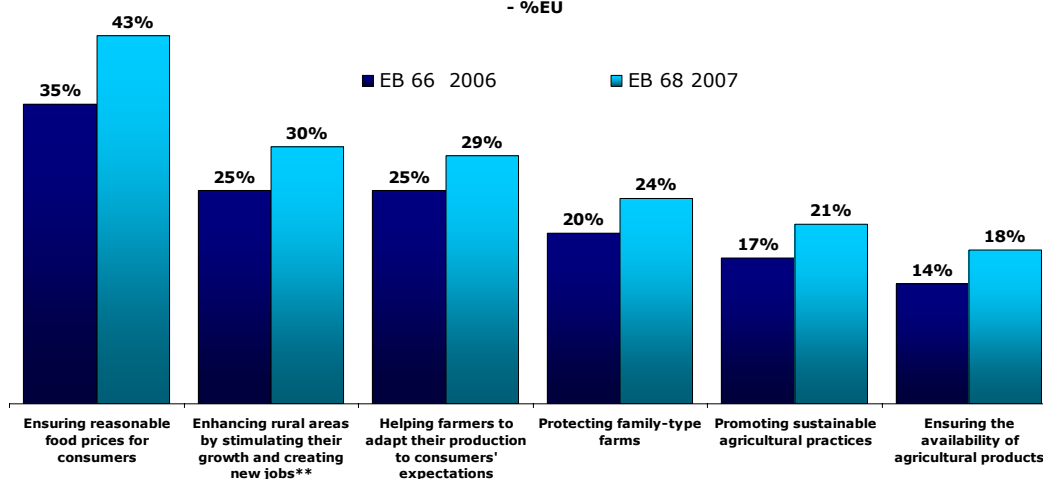
Results show that **the public sees the main aims of the CAP as ensuring reasonable food prices, that products are healthy and safe and fair living standards for farmers.**

⁷ QE4a. In your opinion, which of the following should be the main priorities of the European Union in terms of agriculture and rural development policy? First priority?
QE4b. Any others?

Taking the combined figures for both first and subsequent priorities, we can see that **a number of priorities are mentioned by a greater proportion of respondents in the current poll than in that carried out in 2006**, where a similar question was asked, but asking about 'agriculture policy' instead of 'agriculture and rural development policy'⁸.

Priorities of agricultural and rural development policy: Significant changes Winter 2006 – Winter 2007

QE4. In your opinion, which of the following should be the main priorities of the European Union in terms of agriculture and rural development policy? * - first + subsequent priorities
- %EU



*Note: In 2006 this question read: 'In your opinion, which of the following should be the main priorities of the European Union in terms of agriculture policy?'

**Note: In 2006 this item read: 'Enhancing rural areas'

This overall order of priorities varies between countries and according to sociodemographic groups. The main distinctions here are summarised in the following table.

Demographics and agricultural priorities: Summary table

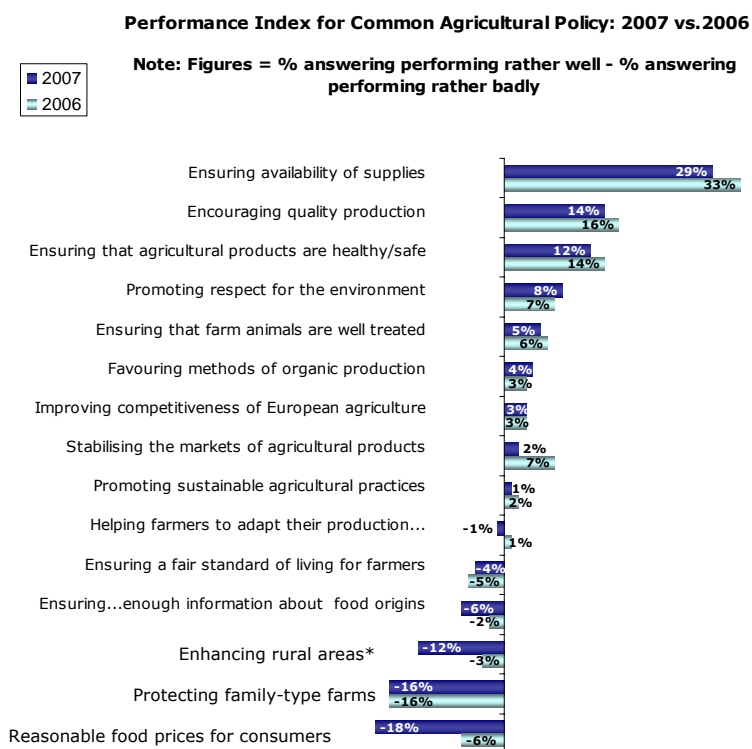
Note: ■ signifies that the particular priority is prioritised at above average levels by a socio-demographic group

Priority	Membership		Urbanis.	Education		Gender	Politics	Age
	NMS	EU15	RURAL	SHORT-EST	LONG-EST	FEMALE	LEFT	OLDEST
Reasonable food prices for consumers				■				
Fair standard of living for farmers	■		■	■				
Environmental protection		■			■		■	
Enhancing rural areas	■				■			
Ensuring farm animals are well treated		■				■		
Organic methods					■		■	
Protecting family-type farms			■	■				■
Encouraging quality production					■			
Sustainable practices		■			■		■	
Stabilising markets	■							

⁸ QE4 (2006) In your opinion, which of the following should be the main priorities of the European Union in terms of agriculture policy?

3.2 Performance of the Common Agricultural Policy on citizens' priorities

The CAP is perceived as performing well on certain dimensions, but not overwhelmingly so.⁹



*This is the 2006 wording. In 2007 this was worded as 'enhancing rural areas by stimulating their economic growth and creating new jobs'

As an overall tendency, evaluations tend to be positive rather than negative. Taking the difference between these two verdicts, 9 policy aims come out with a greater number of positive evaluations compared to 6 with a higher proportion of negative evaluations.

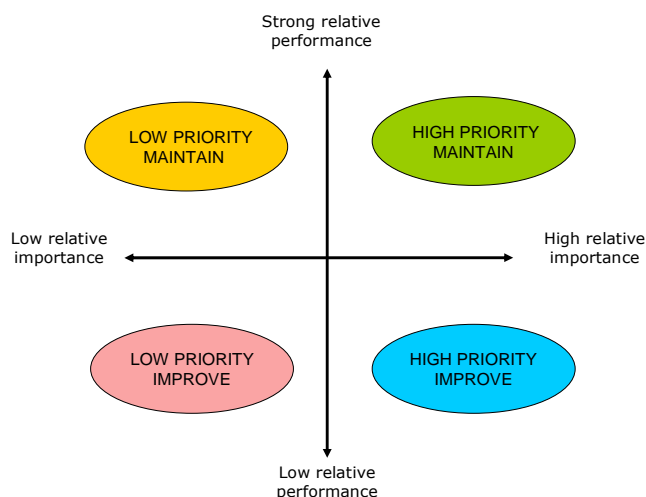
Although the overall balance of evaluations of the CAP according to specific areas tends to be more positive than negative, it is nevertheless the case that **a number of items have seen negative evaluations increase since the 2006 survey, at the expense of positive evaluations. This phenomenon is particularly visible for ensuring reasonable food prices for consumers.**

By combining the results of evaluations of the performance of the Common Agricultural Policy on specific policy with results on the prioritisation of these aims, we are able to carry out a detailed analysis of how future developments in the CAP - whether in terms of policy change or the way it is 'marketed' to the public - can be tailored according to public demand for the shape of agricultural policy.

⁹ QE5. The European Union's agricultural policy (CAP) currently fulfils its role rather well or rather badly in...?

Using this method we plot performance and importance ratings for each policy aim on two dimensions, to create four categories:

Aspects of agriculture: A typology



LOW PRIORITY IMPROVE

These policy aims are those where the CAP is seen as **underperforming compared to other policy aims**. However, they are also rated as having **relatively low importance compared to other policy aims**. Thus, whilst it is desirable to improve perceived performance on these attributes, this is not as urgent a matter as if the policy aim had higher performance.

LOW PRIORITY MAINTAIN

These are policy aims where the CAP is seen as **performing relatively well**. However, they are also seen as **relatively less important as an overall policy aim**. It is, of course, desirable to maintain high standards of performance, but not as essential as if the policy aim were seen as more important.

HIGH PRIORITY IMPROVE

These are the policy aims where it is **most essential to improve perceptions of performance**. They are seen as some of the **main goals of agricultural policy**, and the **CAP is seen as underperforming** on these dimensions.

HIGH PRIORITY MAINTAIN

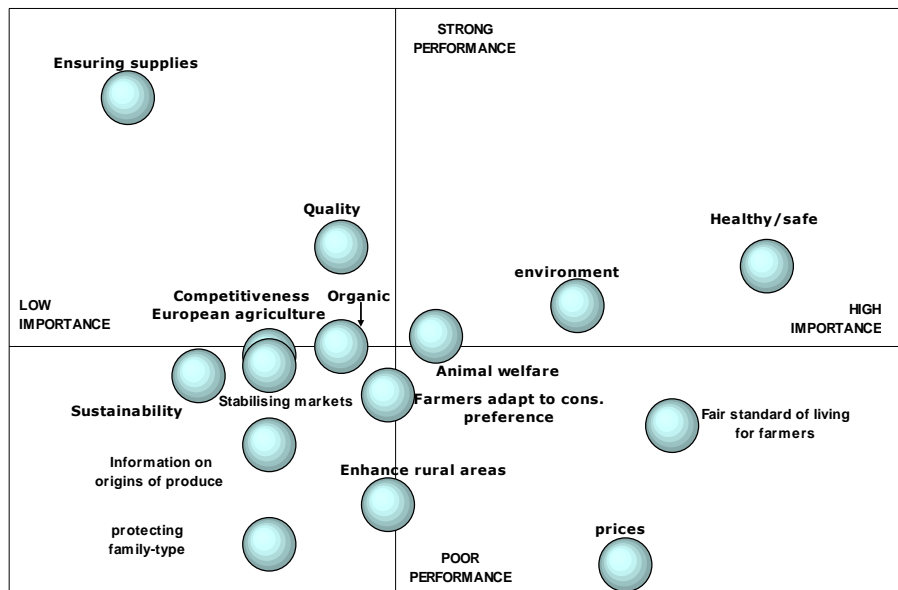
These are policy aims where it is **highly encouraging to see strong evaluations of the CAP's performance**. They are seen by the EU public as **important goals of agricultural policy**, and therefore it is highly important to maintain favourable perceptions.

The chart below shows how the various policy aims fit into the typology outlined above.

The interested reader is encouraged to compare this with the corresponding chart for 2006¹⁰. Comparing these further illustrates the shifts in opinion outlined above, for example the worsening of the perceived performance for this item.

Agricultural aims: Importance and performance (2007)

Note: X-Axis = difference of rated importance from mean importance based on all priorities (=25.33)
Y-Axis = Performance index (% performing well = % performing badly)



It is encouraging to see that on the aim that scores highest on the priority index – ensuring that agricultural products are healthy and safe – the CAP is seen more as performing well than performing badly.

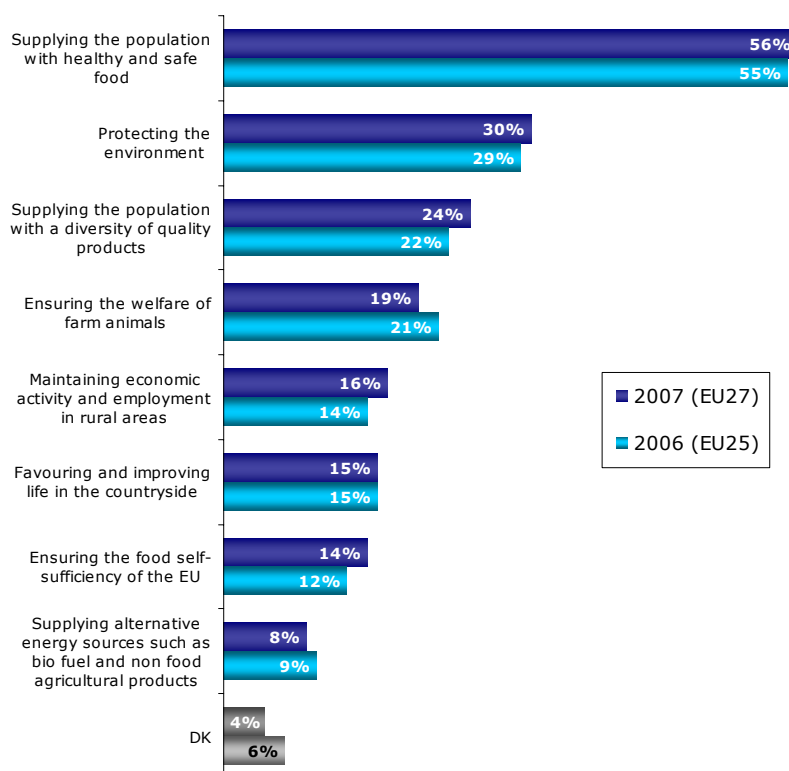
The CAP is seen as performing worst of all on ensuring food prices for consumers, with the above chart showing that this is also seen as a high-importance aim. As noted above, the 2006 results for this item were in much the same direction – i.e. high importance, with a relatively poor performance. However, evaluations of performance have worsened in the intervening year, with consumers feeling the effects of inflation.

¹⁰ *Europeans and the Common Agricultural Policy* (Autumn 2005), Special Eurobarometer 242, p.32.
http://ec.europa.eu/public_opinion/archives/ebs/ebs_242_en.pdf

3.3 The role of farmers in society

Respondents were asked to pick two items from a list of eight designed to reflect the various responsibilities of farmers in society¹¹.

QE7. In your opinion, which should be the 2 main responsibilities of farmers in our society?



The most popular answer – by a considerable distance – is **supplying the population with healthy and safe food**. At EU level, this is chosen by over half (56%, +1 from 2006) of the entire sample. This reinforces what we have already seen in chapter 3, namely that supplying the population with healthy and safe food is considered to be amongst the top priorities for EU agricultural policy.

¹¹ QE7. In your opinion, which should be the 2 main responsibilities of farmers in our society?

4. THE REFORMED COMMON AGRICULTURAL POLICY

4.1 Opinion on the cross-compliance mechanism

After being introduced to the idea of cross-compliance, respondents were asked whether they consider it justified or not to reduce payments to farmers, based on whether they fail to respect environmental, animal welfare or food safety standards¹². In all of these cases, a very large majority say that they think this to be justified.

	Justified	Unjustified	DK
... FAILING TO MEET ENVIRONMENTAL STANDARDS	85% (+2)	8% (+2)	7% (-4)
...FAILING TO MEET ANIMAL WELFARE STANDARDS	86% (+2)	7% (+1)	7% (-3)
...FAILING TO MEET FOOD SAFETY STANDARDS	88% (+2)	6% (+1)	6% (-3)

4.2 Assessment of recent developments of the CAP

Under the old CAP system, subsidies were paid out to farmers according to what they were producing. In the new system being introduced, subsidies are 'decoupled' from individual agricultural products in favour of direct aids to farmers. Under the new CAP, rural development measures have been reinforced¹³.

After having this concept outlined to them, respondents were asked whether they consider it to be a positive, negative or neutral development¹⁴.

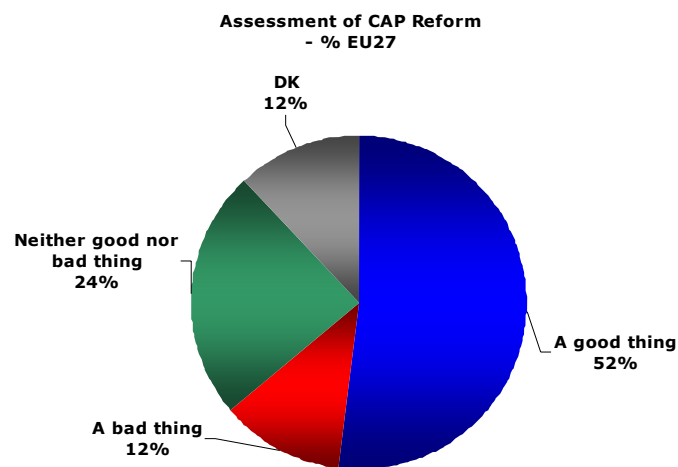
Overall results show that **an absolute majority of respondents are favourable towards CAP reform**, as 52% say that they consider the direct payment scheme and increased emphasis on rural development policy to be a 'good thing'.

The proportion saying that they favour CAP reform has increased slightly from 2006 (+3, from 49%). With the proportion of 'bad thing' answers remaining virtually the same (+1, from 11%), the increase in favourable responses is accounted for by marginal drops in neutral (-2, from 26%) and 'don't know' (-2, from 14%) responses.

¹² QE8. Following new rules introduced in 2003, farmers' payments are now linked to the requirement to comply with certain rules (Cross compliance) regarding environment, food safety and animal welfare. To what extent do you personally think that it is justified or unjustified to reduce the subsidy payments to farmers who do not respect...?

¹³ See *Single Payment Scheme – The Concept*, http://ec.europa.eu/agriculture/capreform/infosheets/pay_en.pdf

¹⁴ QE6. The European Union is subsidizing agricultural products less and less. However, it is granting more funds for the protection and development of the overall rural areas and for direct support to farmers. Do you think that this development is a good thing, a bad thing or neither good nor bad thing?



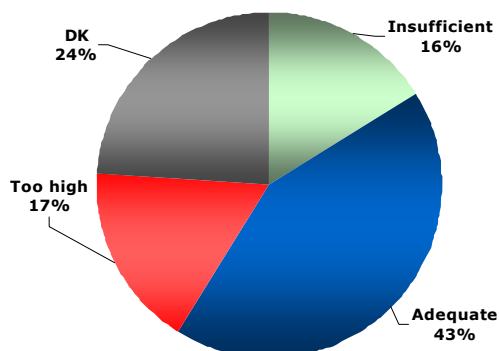
Direct Support is seen particularly favourably by respondents in the Netherlands (65% 'good thing'), Romania (62%) and Belgium (60%).

5. THE EUROPEAN UNION AGRICULTURE BUDGET

5.1 Assessments of the current and future budget level

Respondents were asked whether they think the current agriculture and rural development budget is 'insufficient, adequate or too high'. Before this, they were informed that this represents 'around 40%' of the whole EU budget¹⁵.

QE10 The budget of the European Union for agriculture and rural development represents around 40% of the total budget of the European Union. Do you think that this amount is insufficient,adequate or too high?
-EU27



¹⁵ QE10. The EU budget for agriculture and rural development represents around 40% of the total EU budget. Do you think that this amount is insufficient, adequate or too high?

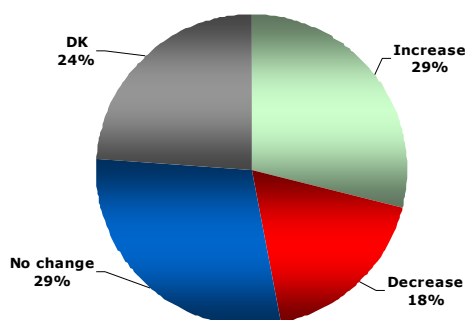
A large section of the public endorses the current level of agricultural expenditure. A relative majority (43%, -2 points since 2006) consider that the current proportion of the budget devoted to agriculture is 'about right'. This outnumbers the combined figure for those who think that the budget is 'insufficient' (16%, +1) or 'too high' (17%, +1).

On the question of the future budget¹⁶, the picture is somewhat less clear, with views tending to be more evenly spread.

As with the previous question on the current share-of-budget, a high proportion of respondents give a 'don't know' answer (24%) when it comes to the question of the future budget level.

58% of the poll believe that the budget should either remain the same or increase, with this segment divided precisely two ways between those advocating an increase and those who think the budget should remain stationary (both 29%).

QE11 And over the next ten years, would you like to see an increase, decrease or no change in the proportion of the total budget of the European Union allocated to the CAP?
-EU27



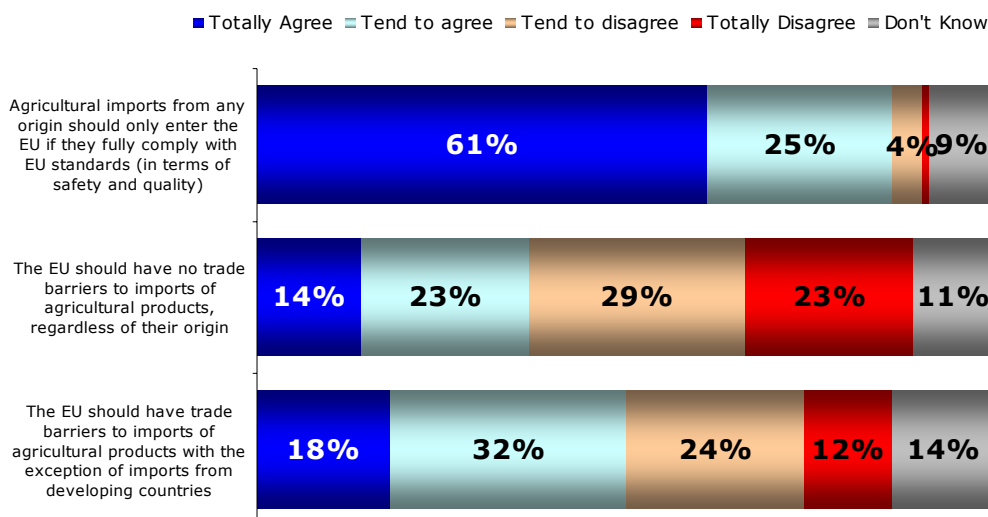
A dynamic analysis of evolutions since the 2006 poll shows that a lower proportion of respondents now think that the budget should stay the same (-3 from 32%) with a correspondingly higher share believing it should be increased (+3 from 26%). The gap seen between these two answers in 2006 has thus closed entirely.

¹⁶ QE11 And over the next ten years, would you like to see an increase, decrease or no change in the proportion of the total budget of the European Union allocated to the CAP?

QD10. And over the next ten years, would you like to see an increase, decrease or no change in the amount of the total EU budget allocated to the CAP?

6. EUROPEAN AGRICULTURE AND TRADE

Respondents were presented with a range of statements on trade imports and asked to what extent they agree or disagree with each of these.



It is the statement on standards where opinion is the most clearcut, with **the vast majority of respondents agreeing that all agricultural imports should fully comply with EU standards (86%)**.

This finding ties in with results seen elsewhere in the survey, particularly the finding that supplying the population with healthy and safe food as seen as being the number one responsibility of farmers in society (See chapter 4).

Taking results for the remaining two statements together, we can see that **respondents are more likely to favour than reject the position of qualified protectionism, whilst the reverse is true for a position of complete liberalisation**.

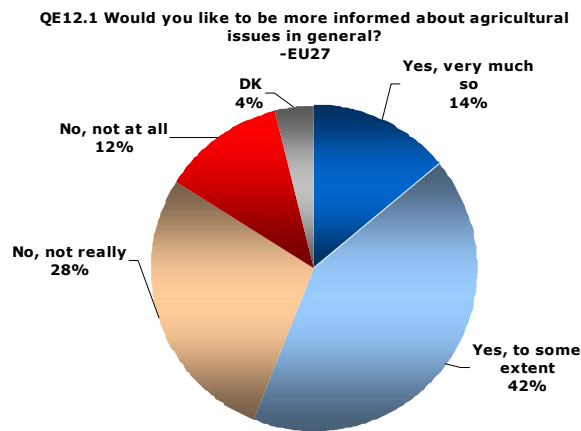
7. INFORMATION ON AGRICULTURE AND EUROPEAN UNION AGRICULTURAL POLICY

7.1 Desire to be more informed on agricultural issues and the CAP

In this year's survey, respondents were asked two new questions concerning whether or not they would like to be more informed about the CAP and agricultural issues in general¹⁷.

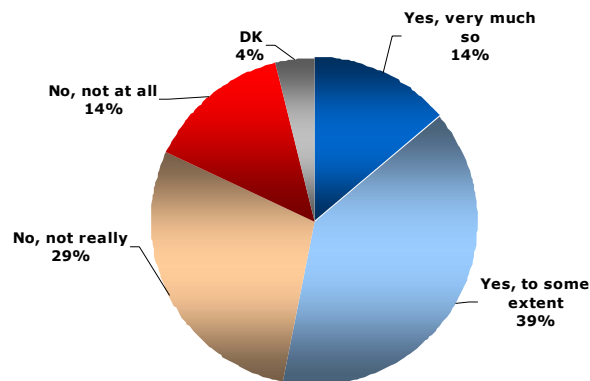
Results show that **there is definite potential for further information**, with absolute majorities saying that they would like this both in the case of general agricultural issues and of the CAP.

¹⁷ QE12.2 Would you like to be more informed about...?



The closeness of the results for these two items would suggest that – when it comes to the provision of further information – **the public does not much separate out the CAP from agricultural issues in general, with the two seen as being intertwined.**

QE12.1 Would you like to be more informed about the EU's Common Agriculture and rural development Policy, the "CAP"?
-EU27



For both statements, countries where respondents show an especially high level of interest are Slovakia, Romania, the Czech Republic, Sweden, Greece and France.

7.2 Topics for more information

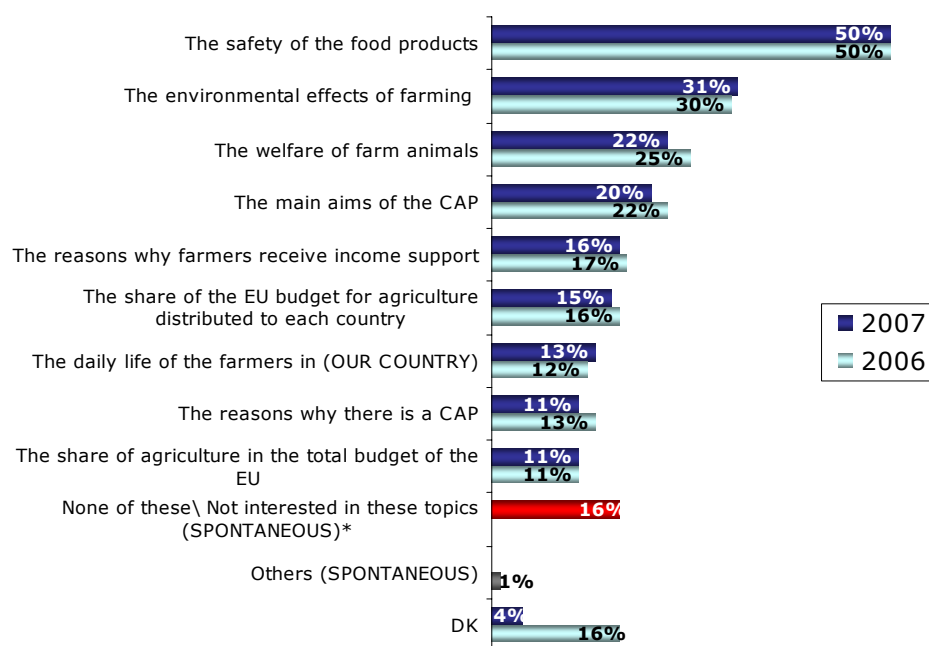
In addition to the more general question about the desire to be more informed, respondents were asked which specific topics they would like to receive more information on¹⁸.

¹⁸ QE13. On which of the following topics would you wish to have more information?

Results show that, by a long distance, **the topic on which the greatest number would like more information is the safety of food products (50%)**.

Results here are very much similar to those seen in 2006, although it should be noted that in 2007, a new spontaneous answer category was included: none of these/not interested in these topics. The fact that this accounts for 16% of answers helps explain why the 'don't know' rate has fallen from 16% in 2006 to 5% in 2007.

**QE13 On which of the following topics would you wish to have more information?
- % EU27**
























*NB Item not included in 2006

To some extent, this pattern of results reflects those we have seen for what the public believes should be the main priorities of agricultural policy (section 3.1). In particular, we see that food safety is both an important policy priority and the topic on which the highest proportion of respondents would like to be further informed. Environmental concerns and animal welfare also feature prominently on both lists.

The **link to other question results is also evident at the level of individual countries.** For example, Cypriot and Greek respondents – who are amongst the most likely to prioritise food safety as a policy aim and to say that this is a main responsibility of farmers – are also highly receptive to further information on this subject: 79% of Cypriot and 69% of Greek respondents would like more information here. The table below shows in which countries citizens most desire to be informed on the top three ranking topics.

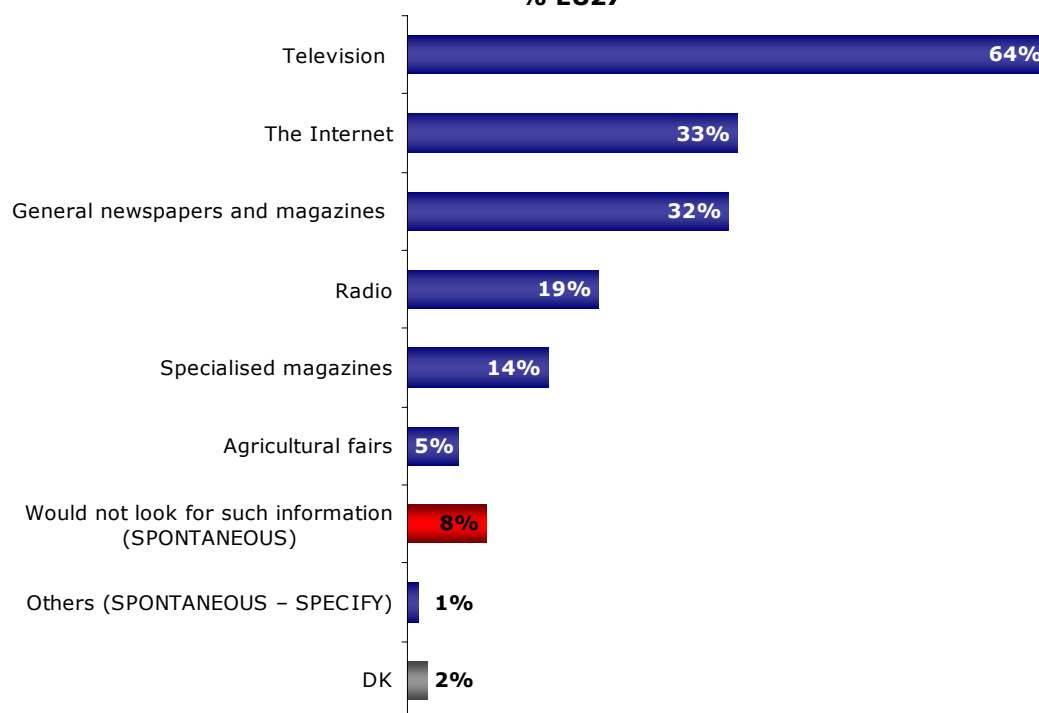
Information on top three topics: Countries especially receptive to more information

<u>Subject</u>	<u>Especially likely to consume more information</u>
Safety of food products (EU27 50%) 	 Cyprus (79%)  Greece (69%)  Slovakia (63%)
Largest increases since 2006	  Germany (+9 from 47%); Lithuania (+9 from 45%)
Largest decreases since 2006	  Portugal (-13 from 48%); Ireland (-13 from 50%)
Environmental effects of farming (EU27 31%) 	 Cyprus (79%)  Greece (50%)  Sweden (47%)
Largest increases since 2006	  Greece (+9 from 41%); Bulgaria (+9 from 20%)
Largest decrease since 2006	 Luxembourg (-12 from 38%)
Welfare of farmed animals (EU27 22%) 	 Denmark (44%)  Sweden (40%)
Largest increase since 2006	 Germany (+5 from 27%)
Largest decreases since 2006	  Malta (-11 from 25%) ; Spain (-11 from 27%)

7.3 Preferred sources of information

In the final question of the survey, respondents were asked which (up to a maximum of three) sources they would prefer to use, were they looking for information on farming and the agriculture and rural development policy of the EU¹⁹.

QE14 If you were looking for information on farming and the agriculture and rural development policy of the European Union, which of the following sources would you prefer to use?
- % EU27



The most commonly chosen source is television – selected by almost two-thirds (64%) of the sample.

Though television tends to dominate as a clearly preferred source of information in most countries, there are some where a large proportion of respondents mention the Internet. This is especially true in Denmark and the Netherlands (both 70%).

General newspapers and magazines look to play a particularly important role as sources of information in Finland (62%) and Austria (55%).

¹⁹ QE14 If you were looking for information on farming and the agriculture and rural development policy of the European Union, which of the following sources would you prefer to use? (MAX. 3 ANSWERS)

Television is preferred more by the oldest respondents (71%) than the youngest (55%) and by the respondents with the shortest education (73%) compared to the longest (55%).

The reverse is true for the Internet, for which respondents educated to the age of 20 or beyond (52%) are over five times more likely to indicate a preference than those who finished studying at the age of 15 or earlier (10%). Similarly, the youngest group of respondents (53%) are significantly more likely to prefer the Internet than the oldest (13%).

CONCLUSION

- The clearest finding of this survey is that the vast majority of the European public considers that agriculture and the rural areas **occupy key roles in the continent's economy and society**. Just short of 9 in every 10 (89%) respondents say that they think agriculture and the rural areas are important for Europe's future. This figure is similar to that recorded in 2006 and is more or less the same across different countries and sections of society.
- With regards to recent reforms in the working of the CAP **the public continues to give strong backing to the 'cross-compliance' mechanism** that allows for a reduction in payments to farmers should they not attain standards in certain fields. Very high proportions consider that a reduction in these payments would be justified in the case of failing to reach food safety, animal welfare (86% justified), and environmental (85%) standards.
- **The phasing out of production-based subsidies, with these being replaced by direct support to farmers and with more funds allocated to the protection and development of the rural areas is supported by 52%**, (+3 points from last year) and opposed by only 12%.
- The accorded importance of agriculture is evident in evaluations of the fact that around 40% of the total EU budget is assigned to agriculture and rural development. Few judge this to be either too low (16%) or too high (17%), with **the most common view being that this is sufficient** (43%).
- **Just under 6 in 10 Europeans believe that the budget dedicated to agriculture should either stay the same or increase in future** (58%). Whilst this figure is exactly the same as in 2006, it should be noted that the share accounted for by those calling for an increase has risen (+3 points to 29%) whilst the proportion saying they think the budget should stay the same has fallen (-3 to 29%).
- A large change between the two surveys can be seen regarding the priorities of agricultural and rural development: **43% now mention ensuring reasonable food prices as a policy priority, an increase in 8 percentage points from the 2006 figure** of 35%. Linked to this issue, the proportion of respondents mentioning ensuring agricultural supplies as a policy priority has risen by 4 percentage points to 18%.

- **Overall, the CAP is seen more as performing well than badly against these aims.** In particular, it is perceived as an excellent way of ensuring the supply of agricultural products (with positive evaluations outnumbering negative by +29 percentage points), ensuring the health and safety of agricultural products and promoting respect for the environment (both +8).
- Nonetheless, **a number of policy fields have seen an increase in negative evaluations since 2006.** Again here we see the effects of price inflation, with 18 percentage points more of respondents giving a negative evaluation than a positive one of ensuring reasonable food prices. This gap has widened from 6 percentage points in 2006.
- **The most important role of farmers in society is seen as being supplying the population with healthy and safe food (56%, +1).**
- Concerning agricultural trade and protection, **the majority of respondents support a maintenance of agricultural quotas and tariffs, with exception made for imports from developing countries (50% agree vs. 36% disagree)** and reject a complete removal of trade barriers (37% agree vs. 52% disagree). **The viewpoint that all agricultural imports should comply with health and quality standards is even stronger (86% agree vs. 5% disagree).**
- The public would like to receive more information on agriculture and the CAP: **56% would like to receive more information on agricultural issues in general and 53% on the CAP.** When asked to select for which specific areas they would like to receive more information, exactly half (50%) say that they would like to receive information about the safety and health of agricultural products. A further 31% would like information on the environmental effects of farming.
- Almost two-thirds (64%) say they would look for information such as this via television although many – especially the young – would also look to the Internet (33%).

TECHNICAL SPECIFICATIONS

SPECIAL EUROBAROMETER N° 294

“European Union citizens and their perception of agriculture and the CAP”

TECHNICAL SPECIFICATIONS

Between the 9th of November and the 14th of December 2007 (DK: 16 January 2008), TNS Opinion & Social, a consortium created between Taylor Nelson Sofres and EOS Gallup Europe, carried out wave 68.2 of the EUROBAROMETER, on request of the EUROPEAN COMMISSION, Directorate-General for Communication, “Research and Political Analysis”.

The SPECIAL EUROBAROMETER N°294 is part of wave 68.2 and covers the population of the respective nationalities of the European Union Member States, resident in each of the Member States and aged 15 years and over. The basic sample design applied in all states is a multi-stage, random (probability) one. In each country, a number of sampling points was drawn with probability proportional to population size (for a total coverage of the country) and to population density.

In order to do so, the sampling points were drawn systematically from each of the “administrative regional units”, after stratification by individual unit and type of area. They thus represent the whole territory of the countries surveyed according to the EUROSTAT NUTS II (or equivalent) and according to the distribution of the resident population of the respective nationalities in terms of metropolitan, urban and rural areas. In each of the selected sampling points, a starting address was drawn, at random. Further addresses (every Nth address) were selected by standard “random route” procedures, from the initial address. In each household, the respondent was drawn, at random (following the “closest birthday rule”). All interviews were conducted face-to-face in people’s homes and in the appropriate national language. As far as the data capture is concerned, CAPI (*Computer Assisted Personal Interview*) was used in those countries where this technique was available.

ABBREVIATIONS	COUNTRIES	INSTITUTES	N° INTERVIEWS	FIELDWORK DATES	POPULATION 15+
BE	Belgium	TNS Dimarso	1.004	13/11/2007 12/12/2007	8.650.994
BG	Bulgaria	TNS BBSS	1.000	09/11/2007 01/12/2007	6.671.699
CZ	Czech Rep.	TNS Aisa	1.169	15/11/2007 07/12/2007	8.571.710
DK	Denmark	TNS Gallup DK	1.000	25/11/2007 16/01/2008	4.411.580
DE	Germany	TNS Infratest	1.519	12/11/2007 13/12/2007	64.361.608
EE	Estonia	Emor	1.002	09/11/2007 04/12/2007	887.094
EL	Greece	TNS ICAP	1.000	09/11/2007 03/12/2007	8.693.566
ES	Spain	TNS Demoscopia	1.000	09/11/2007 07/12/2007	37.024.972
FR	France	TNS Sofres	1.024	10/11/2007 10/12/2007	44.010.619
IE	Ireland	TNS MRBI	1.000	09/11/2007 10/12/2007	3.089.775
IT	Italy	TNS Abacus	1.039	12/11/2007 30/11/2007	48.892.559
CY	Rep. of Cyprus	Synovate	505	12/11/2007 04/12/2007	596.752
LV	Latvia	TNS Latvia	1.009	14/11/2007 11/12/2007	1.418.596
LT	Lithuania	TNS Gallup Lithuania	1.018	12/11/2007 05/12/2007	2.803.661
LU	Luxembourg	TNS ILReS	500	13/11/2007 12/12/2007	374.097
HU	Hungary	TNS Hungary	1.000	19/11/2007 07/12/2007	8.503.379
MT	Malta	MISCO	500	09/11/2007 05/12/2007	321.114
NL	Netherlands	TNS NIPO	1.000	09/11/2007 07/12/2007	13.030.000
AT	Austria	Österreichisches Gallup-Institut	1.012	09/11/2007 05/12/2007	6.848.736
PL	Poland	TNS OBOP	1.000	10/11/2007 07/12/2007	31.967.880
PT	Portugal	TNS EUROTESTE	1.000	16/11/2007 07/12/2007	8.080.915
RO	Romania	TNS CSOP	1.000	10/11/2007 05/12/2007	18.173.179
SI	Slovenia	RM PLUS	1.016	11/11/2007 10/12/2007	1.720.137
SK	Slovakia	TNS AISA SK	1.055	14/11/2007 30/11/2007	4.316.438
FI	Finland	TNS Gallup Oy	1.038	16/11/2007 12/12/2007	4.348.676
SE	Sweden	TNS GALLUP	1.015	18/11/2007 09/12/2007	7.486.976
UK	United Kingdom	TNS UK	1.305	09/11/2007 04/12/2007	47.685.578
TOTAL			26.730	09/11/2007 14/12/2007	392.942.290

For each country a comparison between the sample and the universe was carried out. The Universe description was derived from Eurostat population data or from national statistics offices. For all countries surveyed, a national weighting procedure, using marginal and intercellular weighting, was carried out based on this Universe description. In all countries, gender, age, region and size of locality were introduced in the iteration procedure. For international weighting (i.e. EU averages), TNS Opinion & Social applies the official population figures as provided by EUROSTAT or national statistic offices. The total population figures for input in this post-weighting procedure are listed above.

Readers are reminded that survey results are estimations, the accuracy of which, everything being equal, rests upon the sample size and upon the observed percentage. With samples of about 1,000 interviews, the real percentages vary within the following confidence limits:

Observed percentages	10% or 90%	20% or 80%	30% or 70%	40% or 60%	50%
Confidence limits	± 1.9 points	± 2.5 points	± 2.7 points	± 3.0 points	± 3.1 points

QUESTIONNAIRE

Let's talk about another topic.

Parlons maintenant d'un autre sujet.

QE1 Not everybody shares the same point of view concerning the importance of European agriculture and the rural areas for our future. Personally, do you think that subject is ... for our future?

QE1 Tout le monde ne partage pas le même point de vue à propos de l'importance de l'agriculture européenne et des zones rurales pour notre avenir. Vous personnellement, pensez-vous qu'il s'agit d'un sujet ... pour notre futur ?

(READ OUT)

(LIRE)

	(555)
Very important	1
Important	2
Not very important	3
Of very little importance	4
DK	5

	(555)
Très important	1
Important	2
Pas très important	3
Très peu important	4
NSP	5

EB66.3 QD1

EB66.3 QD1

QE2 For each of the following sentences, do you think that it is true or false? (M)

QE2 Pour chacune des affirmations suivantes, dites-moi si selon vous elle est vraie ou fausse. (M)

(ONE ANSWER PER LINE)

(UNE REponse PAR LIGNE)

	(READ OUT)	True.	False.	DK
--	------------	-------	--------	----

	(LIRE)	Vraie.	Fausse.	NSP
--	--------	--------	---------	-----

(556)	1	The rural areas cover around 90% of the whole EU territory	1	2	3
(557)	2	Approximately 3% of the EU population are farmers	1	2	3
(558)	3	The EU exports more agricultural products than it imports	1	2	3

(556)	1	Les régions rurales couvrent 90% du territoire total de l'UE	1	2	3
(557)	2	Environ 3% de la population européenne sont des agriculteurs	1	2	3
(558)	3	L'UE exporte plus de produits agricoles qu'elle n'en importe	1	2	3

EB66.3 QD2

EB66.3 QD2

QE3 Have you ever heard or read about the European Union's Common Agriculture and rural development Policy, the "CAP", or not? (M)

QE3 Avez-vous déjà entendu ou lu quelque chose à propos de la politique agricole commune et de développement rural de l'Union européenne, la "PAC", ou non ? (M)

(READ OUT – ONE ANSWER ONLY)

(LIRE – UNE SEULE REPONSE)

	(559)
Yes, and you know precisely what it is	1
Yes, but you don't know really what it is	2
No	3
DK	4

	(559)
Oui, et vous savez exactement ce que c'est	1
Oui, mais vous ne savez pas vraiment ce que c'est	2
Non	3
NSP	4

EB66.3 QD3 TREND MODIFIED

EB66.3 QD3 TREND MODIFIED

QE4a In your opinion, which of the following should be the main priorities of the European Union in terms of agriculture and rural development policy? First priority? (M)

QE4a Selon vous, quelles devraient être les priorités de l'Union européenne en matière de politique agricole et de développement rural ? En premier ? (M)

(SHOW CARD – READ OUT – ONE ANSWER ONLY)

(MONTRER CARTE – LIRE – UNE SEULE REPONSE)

	(560-561)
Ensuring a fair standard of living for farmers	1
Improving the competitiveness of European agriculture	2
Helping farmers to adapt their production to consumer's expectations	3
Enhancing rural areas by stimulating their economic growth and creating new jobs (M)	4
Ensuring reasonable food prices for consumers	5
Ensuring availability of supplies of agricultural products	6
Stabilising the markets of agricultural products	7
Promoting sustainable agricultural practices	8
Favouring methods of organic production	9
Protecting family type farms	10
Promoting respect for the environment	11
Ensuring that agricultural products are healthy and safe	12
Ensuring that farm animals are well treated	13
Ensuring that you have enough information about where the food comes from and how the food was produced and processed	14
Encouraging quality production	15
Others (SPONTANEOUS - SPECIFY)	16
DK	17

	(560-561)
Assurer un niveau de vie correct aux agriculteurs	1
Améliorer la compétitivité de l'agriculture européenne	2
Aider les agriculteurs à adapter leur production aux attentes des consommateurs	3
Mettre en valeur les zones rurales en stimulant leur croissance économique et la création d'emplois (M)	4
S'assurer que les consommateurs aient des prix raisonnables pour les produits alimentaires	5
Assurer la disponibilité des produits agricoles	6
Stabiliser les marchés des produits agricoles	7
Promouvoir des pratiques agricoles durables	8
Favoriser les méthodes de production biologiques	9
Protéger les exploitations agricoles familiales	10
Promouvoir le respect de l'environnement	11
S'assurer que les produits agricoles soient sains et sans danger	12
S'assurer que les animaux d'élevage soient bien traités	13
S'assurer que vous recevez suffisamment d'informations sur la provenance et les méthodes de production et de transformation des aliments	14
Encourager la production de qualité	15
Autres (SPONTANE - SPECIFIER)	16
NSP	17

EB66.3 QD4a TREND MODIFIED

EB66.3 QD4a TREND MODIFIED

ASK QE4ao IF "OTHER" IN QE4a - OTHERS GO TO QE4b

POSER QE4ao SI "AUTRE" EN QE4a - LES AUTRES ALLER EN QE4b

QE4ao Which other?

QE4ao Quelle autre ?

(WRITE DOWN - CODE AT THE OFFICE - ONE ANSWER ONLY)

1 2 (562,563-564)

Large empty rectangular box for writing the answer in English.

NEW

(NOTER EN CLAIR - CODER AU BUREAU - UNE SEULE REPONSE)

1 2 (562,563-564)

Large empty rectangular box for writing the answer in French.

NEW

ASK ALL

A TOUS

QE4b Any others?

QE4b Et ensuite ?

(SHOW CARD - READ OUT - MAX. 5 ANSWERS)

(MONTRER CARTE - LIRE - MAX. 5 REPONSES)

	(565-581)
Ensuring a fair standard of living for farmers	1,
Improving the competitiveness of European agriculture	2,
Helping farmers to adapt their production to consumer's expectations	3,
Enhancing rural areas by stimulating their economic growth and creating new jobs (M)	4,
Ensuring reasonable food prices for consumers	5,
Ensuring availability of supplies of agricultural products	6,
Stabilising the markets of agricultural products	7,
Promoting sustainable agricultural practices	8,
Favouring methods of organic production	9,
Protecting family type farms	10,
Promoting respect for the environment	11,
Ensuring that agricultural products are healthy and safe	12,
Ensuring that farm animals are well treated	13,
Ensuring that you have enough information about where the food comes from and how the food was produced and processed	14,
Encouraging quality production	15,
Others (SPONTANEOUS - SPECIFY)	16,
DK	17,

	(565-581)
Assurer un niveau de vie acceptable aux agriculteurs	1,
Améliorer la compétitivité de l'agriculture européenne	2,
Aider les agriculteurs à adapter leur production aux attentes des consommateurs	3,
Mettre en valeur les zones rurales en stimulant leur croissance économique et la création d'emplois (M)	4,
S'assurer que les consommateurs aient des prix raisonnables pour les produits alimentaires	5,
Assurer la disponibilité des produits agricoles	6,
Stabiliser les marchés des produits agricoles	7,
Promouvoir des pratiques agricoles durables	8,
Favoriser les méthodes de production biologiques	9,
Protéger les exploitations agricoles familiales	10,
Promouvoir le respect de l'environnement	11,
S'assurer que les produits agricoles soient sains et sans danger	12,
S'assurer que les animaux d'élevage soient bien traités	13,
S'assurer que vous recevez suffisamment d'informations sur la provenance et les méthodes de production et de transformation des aliments	14,
Encourager la production de qualité	15,
Autres (SPONTANE - SPECIFIER)	16,
NSP	17,

EB66.3 QD4b TREND MODIFIED

EB66.3 QD4b TREND MODIFIED

ASK QE4bo IF "OTHER" IN QE4b - OTHERS GO TO QE5

POSER QE4bo SI "AUTRE" EN QE4b - LES AUTRES ALLER EN QE5

QE4bo Which other(s)?

QE4bo Quelle(s) autre(s) ?

(WRITE DOWN - CODE AT THE OFFICE - MULTIPLE ANSWERS POSSIBLE)

5 | 2 | (582,583-592)

Empty response box for English section.

(NOTER EN CLAIR - CODER AU BUREAU - PLUSIEURS REPONSES POSSIBLES)

5 | 2 | (582,583-592)

Empty response box for French section.

NEW

NEW

ASK ALL

QE5 The European Union's Common Agriculture and rural development Policy (CAP) currently fulfils its role rather well or rather badly in...? (M)

(ONE ANSWER PER LINE)

	(READ OUT)	Rather well	Rather badly	DK
--	------------	-------------	--------------	----

(593)	1	Ensuring a fair standard of living for farmers	1	2	3
(594)	2	Improving the competitiveness of European agriculture	1	2	3
(595)	3	Helping farmers to adapt their production to consumer's expectations	1	2	3
(596)	4	Enhancing rural areas by stimulating their economic growth and creating new jobs (M)	1	2	3
(597)	5	Ensuring reasonable food prices for consumers	1	2	3
(598)	6	Ensuring availability of supplies of agricultural products	1	2	3
(599)	7	Stabilising the markets of agricultural products	1	2	3
(600)	8	Promoting sustainable agricultural practices	1	2	3
(601)	9	Favouring methods of organic production	1	2	3
(602)	10	Protecting family type farms	1	2	3
(603)	11	Promoting respect for the environment	1	2	3
(604)	12	Ensuring that agricultural products are healthy and safe	1	2	3
(605)	13	Ensuring that farm animals are well treated	1	2	3
(606)	14	Ensuring that you have enough information about where the food comes from and how the food was produced and processed	1	2	3
(607)	15	Encouraging quality production	1	2	3

EB66.3 QD5 TREND MODIFIED

A TOUS

QE5 La politique agricole commune et de développement rural de l'Union européenne (PAC) remplit-elle plutôt bien ou plutôt mal son rôle en ce qui concerne ... ? (M)

(UNE REponse PAR LIGNE)

	(LIRE)	Plutôt bien	Plutôt mal	NSP
--	--------	-------------	------------	-----

(593)	1	Assurer un niveau de vie correct aux agriculteurs	1	2	3
(594)	2	Améliorer la compétitivité de l'agriculture européenne	1	2	3
(595)	3	Aider les agriculteurs à adapter leur production aux attentes des consommateurs	1	2	3
(596)	4	Mettre en valeur les zones rurales en stimulant leur croissance économique et la création d'emplois (M)	1	2	3
(597)	5	S'assurer que les consommateurs aient des prix raisonnables pour les produits alimentaires	1	2	3
(598)	6	Assurer la disponibilité des produits agricoles	1	2	3
(599)	7	Stabiliser les marchés des produits agricoles	1	2	3
(600)	8	Promouvoir des pratiques agricoles durables	1	2	3
(601)	9	Favoriser les méthodes de production biologiques	1	2	3
(602)	10	Protéger les exploitations agricoles familiales	1	2	3
(603)	11	Promouvoir le respect de l'environnement	1	2	3
(604)	12	S'assurer que les produits agricoles soient sains et sans danger	1	2	3
(605)	13	S'assurer que les animaux d'élevage soient bien traités	1	2	3
(606)	14	S'assurer que vous recevez suffisamment d'informations sur la provenance et les méthodes de production et de transformation des aliments	1	2	3
(607)	15	Encourager la production de qualité	1	2	3

EB66.3 QD5 TREND MODIFIED

--

--

QE6 The European Union is subsidizing agricultural products less and less. However, it is granting more funds for the protection and development of the overall rural areas and for direct support to farmers. Do you think that this development is a good thing, a bad thing or neither good nor bad thing?

QE6 L'Union européenne subventionne de moins en moins les produits agricoles. Mais en revanche, elle apporte davantage de fonds pour la protection et le développement de l'ensemble des zones rurales et pour le soutien direct aux agriculteurs. Pensez-vous que cette évolution est une bonne chose, une mauvaise chose ou une chose ni bonne ni mauvaise ? (M)

(READ OUT – ONE ANSWER ONLY)

(LIRE – UNE SEULE REPONSE)

	(608)
A good thing	1
A bad thing	2
Neither good nor bad thing	3
DK	4

	(608)
Une bonne chose	1
Une mauvaise chose	2
Une chose ni bonne ni mauvaise	3
NSP	4

EB66.3 QD6

EB66.3 QD6

--

--

QE7 In your opinion, which should be the 2 main responsibilities of farmers in our society?

QE7 D'après vous, quelles devraient être les 2 responsabilités principales des agriculteurs dans notre société ?

(SHOW CARD – READ OUT – ROTATE – MAX. 2 ANSWERS)

(MONTRER CARTE – LIRE – ROTATION – MAX. 2 REPONSES)

	(609-617)
Protecting the environment	1,
Supplying the population with healthy and safe food	2,
Maintaining economic activity and employment in rural areas	3,
Ensuring the food self-sufficiency of the EU	4,
Supplying the population with a diversity of quality products	5,
Ensuring the welfare of farm animals	6,
Favouring and improving life in the countryside	7,
Supplying alternative energy sources such as bio fuel and non food agricultural products	8,
DK	9,

	(609-617)
Protéger l'environnement	1,
Offrir une alimentation saine et sans danger pour la population	2,
Maintenir l'activité économique et l'emploi dans les zones rurales	3,
Assurer l'autonomie alimentaire de l'UE	4,
Offrir à la population une diversité de produits de qualité	5,
Assurer le bien-être des animaux d'élevage	6,
Favoriser et améliorer la vie dans les campagnes	7,
Offrir des sources d'énergie alternatives comme le biocarburant et les produits agricoles non-alimentaires	8,
NSP	9,

EB66.3 QD7

EB66.3 QD7

--

--

QE8 Following new rules introduced in 2003, farmers' payments are now linked to the requirement to comply with certain rules (Cross compliance) regarding environment, food safety and animal welfare. To what extent do you personally think that it is justified or unjustified to reduce the subsidy payments to farmers who do not respect...?

QE8 Selon de nouvelles règles introduites en 2003, les paiements de subventions aux agriculteurs sont maintenant liés à l'obligation de se soumettre à certaines règles concernant l'environnement, la sécurité alimentaire et le bien-être des animaux (la conditionnalité). Personnellement, dans quelle mesure pensez-vous qu'il est justifié ou injustifié de réduire les paiements de subventions aux agriculteurs qui ne respectent pas ... ?

(SHOW CARD WITH SCALE – ONE ANSWER PER LINE)

(MONTRER CARTE AVEC ECHELLE – UNE REPOSE PAR LIGNE)

(READ OUT)	Totally justified	Somewhat justified	Somewhat unjustified	Totally unjustified	DK
------------	-------------------	--------------------	----------------------	---------------------	----

(LIRE)	Tout à fait justifié	Plutôt justifié	Plutôt injustifié	Tout à fait injustifié	NSP
--------	----------------------	-----------------	-------------------	------------------------	-----

(618)	1	Environmental standards	1	2	3	4	5
(619)	2	Animal welfare standards	1	2	3	4	5
(620)	3	Food safety standards	1	2	3	4	5

(618)	1	Les normes en matière d'environnement	1	2	3	4	5
(619)	2	Les normes en matière de bien-être animal	1	2	3	4	5
(620)	3	Les normes en matière de sécurité alimentaire	1	2	3	4	5

EB66.3 QD8

EB66.3 QD8

Now I would like to ask you a question about international trade in agricultural products.

Je vais maintenant vous poser une question sur le commerce international de produits agricoles.

QE9 I am going to read you some statements about the European Union and trade barriers to imports of agricultural products. For each, please tell me whether you strongly agree, somewhat agree, somewhat disagree or strongly disagree.

QE9 Je vais maintenant vous lire quelques affirmations sur l'Union européenne et les barrières commerciales à l'importation de produits agricoles. Pour chacune d'elles, veuillez me dire si vous êtes tout à fait d'accord, plutôt d'accord, plutôt pas d'accord ou pas du tout d'accord.

(SHOW CARD WITH SCALE – ONE ANSWER PER LINE)

(MONTRER CARTE AVEC ECHELLE – UNE REPONSE PAR LIGNE)

	(READ OUT – ROTATE)	Totally agree	Tend to agree	Tend to disagree	Totally disagree	DK
--	---------------------	---------------	---------------	------------------	------------------	----

	(LIRE – ROTATION)	Tout à fait d'accord	Plutôt d'accord	Plutôt pas d'accord	Pas du tout d'accord	NSP
--	-------------------	----------------------	-----------------	---------------------	----------------------	-----

(621)	1	The EU should have no trade barriers to imports of agricultural products, regardless of their origin	1	2	3	4	5
(622)	2	The EU should have trade barriers to imports of agricultural products with the exception of imports from developing countries	1	2	3	4	5
(623)	3	Agricultural imports from any origin should only enter the EU if they fully comply with EU standards (in terms of safety and quality)	1	2	3	4	5

(621)	1	L'UE ne devrait pas avoir de barrières commerciales à l'importation de produits agricoles sans distinction de leur origine	1	2	3	4	5
(622)	2	L'UE devrait avoir des barrières commerciales à l'importation de produits agricoles à l'exception d'importations en provenance de pays en voie de développement	1	2	3	4	5
(623)	3	L'importation de produits agricoles dans l'UE, quelle qu'en soit l'origine, ne devrait être autorisée que si ces produits sont conformes aux normes européennes (en termes de sécurité et de qualité)	1	2	3	4	5

NEW

NEW

--

--

QE10 The budget of the European Union for agriculture and rural development represents around 40% of the total budget of the European Union. Do you think that this amount is insufficient, adequate or too high?

QE10 Le budget de l'Union européenne pour l'agriculture et le développement rural représente environ 40% du budget total de l'Union européenne. Pensez-vous que cette proportion est insuffisante, adéquate ou trop élevée ?

(READ OUT – ONE ANSWER ONLY)

(LIRE – UNE SEULE REPONSE)

	(624)
Insufficient	1
Adequate	2
Too high	3
DK	4

	(624)
Insuffisante	1
Adéquate	2
Trop élevée	3
NSP	4

EB66.3 QD9

EB66.3 QD9

--

--

QE11 And over the next ten years, would you like to see an increase, decrease or no change in the proportion of the total budget of the European Union allocated to the CAP? (M)

QE11 Et souhaiteriez-vous que pendant les 10 prochaines années, la part du budget affectée à la PAC par l'Union européenne augmente, diminue ou est restée à peu près le même ? (M)

(READ OUT – ONE ANSWER ONLY)

(LIRE – UNE SEULE REPONSE)

	(625)
Increase	1
Decrease	2
No change	3
DK	4

	(625)
Augmente	1
Diminue	2
Reste à peu près le même	3
NSP	4

EB66.3 QD10

EB66.3 QD10

--

--

QE12 Would you like to be more informed about...?

QE12 Souhaiteriez-vous être plus informé(e) sur ... ?

(SHOW CARD WITH SCALE - ONE ANSWER PER LINE)

(MONTRER CARTE AVEC ECHELLE – UNE REPONSE PAR LIGNE)

	(READ OUT)	Yes, very much so	Yes, to some extent	No, not really	No, not at all	DK
--	------------	-------------------	---------------------	----------------	----------------	----

	(LIRE)	Oui, tout à fait	Oui, dans une certaine mesure	Non, pas vraiment	Non, pas du tout	NSP
--	--------	------------------	-------------------------------	-------------------	------------------	-----

(626)

1	Agricultural issues in general	1	2	3	4	5
2	The EU's Common Agriculture and rural development Policy, the "CAP"	1	2	3	4	5

(626)

1	Les questions agricoles en général	1	2	3	4	5
2	La politique agricole et de développement rural de l'UE, la "PAC"	1	2	3	4	5

NEW

NEW

--

--

QE13 On which of the following topics would you wish to have more information?

QE13 Sur lesquels des sujets suivants souhaiteriez-vous recevoir plus d'informations ?

(SHOW CARD – READ OUT – MAX. 3 ANSWERS)

(MONTRER CARTE - LIRE - MAX. 3 REPONSES)

	(628-639)
The share of agriculture in the total budget of the EU	1,
The safety of the food products	2,
The share of the EU budget for agriculture distributed to each country	3,
The reasons why there is a CAP	4,
The main aims of the CAP	5,
The daily life of the farmers in (OUR COUNTRY)	6,
The welfare of farm animals	7,
The environmental effects of farming	8,
The reasons why farmers receive income support	9,
None of these\ Not interested in these topics (SPONTANEOUS) (N)	10,
Others (SPONTANEOUS - SPECIFY)	11,
DK	12,

	(628-639)
La part de l'agriculture dans le budget total de l'UE	1,
La sécurité des produits alimentaires	2,
La part du budget de l'UE pour l'agriculture distribuée à chaque pays	3,
Les raisons de l'existence de la PAC	4,
Les principaux objectifs de la PAC	5,
La vie de tous les jours des agriculteurs en (NOTRE PAYS)	6,
Le bien-être des animaux d'élevage	7,
Les effets de l'agriculture sur l'environnement	8,
Les raisons pour lesquelles les agriculteurs reçoivent des subventions	9,
Aucun de ceux-ci\ N'est pas intéressé(e) (SPONTANE) (N)	10,
Autres (SPONTANE - SPECIFIER)	11,
NSP	12,

EB66.3 QD12 TREND MODIFIED

EB66.3 QD12 TREND MODIFIED

ASK QE13o IF "OTHER" IN QE13 - OTHERS GO TO QE14

POSER QE13o SI "AUTRE" EN QE13 - LES AUTRES ALLER EN QE14

QE13o Which other(s)?

(WRITE DOWN - CODE AT THE OFFICE - MULTIPLE ANSWERS POSSIBLE)

5 | 2 | (640,641-650)

NEW

ASK ALL

QE13o Quel(s) autre(s) ?

(NOTER EN CLAIR - CODER AU BUREAU - PLUSIEURS REPONSES POSSIBLES)

5 | 2 | (640,641-650)

NEW

A TOUS

QE14 If you were looking for information on farming and the agriculture and rural development policy of the European Union, which of the following sources would you prefer to use?

(SHOW CARD - READ OUT - MAX. 3 ANSWERS)

	(651-659)
Television	1,
Radio	2,
The Internet	3,
General newspapers and magazines	4,
Specialised magazines	5,
Agricultural fairs	6,
Would not look for such information (SPONTANEOUS)	7,
Others (SPONTANEOUS - SPECIFY)	8,
DK	9,

NEW

QE14 Si vous recherchez des informations sur l'agriculture et sur la politique agricole et de développement rural de l'Union européenne, lesquelles des sources suivantes préférez-vous utiliser ?

(MONTRER CARTE - LIRE - MAX. 3 REPONSES)

	(651-659)
La télévision	1,
La radio	2,
Internet	3,
Les quotidiens et les magazines d'information	4,
Les magazines spécialisés	5,
Les foires agricoles	6,
Ne chercherait pas ce genre d'information (SPONTANE)	7,
Autres (SPONTANE - SPECIFIER)	8,
NSP	9,

NEW

ASK QE14o IF "OTHER" IN QE14 - OTHERS GO TO QF1

POSER QE14o SI "AUTRE" EN QE14 - LES AUTRES ALLER EN QF1

QE14o Which other(s)?

(WRITE DOWN - CODE AT THE OFFICE - MULTIPLE ANSWERS POSSIBLE)

5 | 2 | (660,661-670)

NEW

QE14o Quelle(s) autre(s) ?

(NOTER EN CLAIR - CODER AU BUREAU - PLUSIEURS REPONSES POSSIBLES)

5 | 2 | (660,661-670)

NEW