

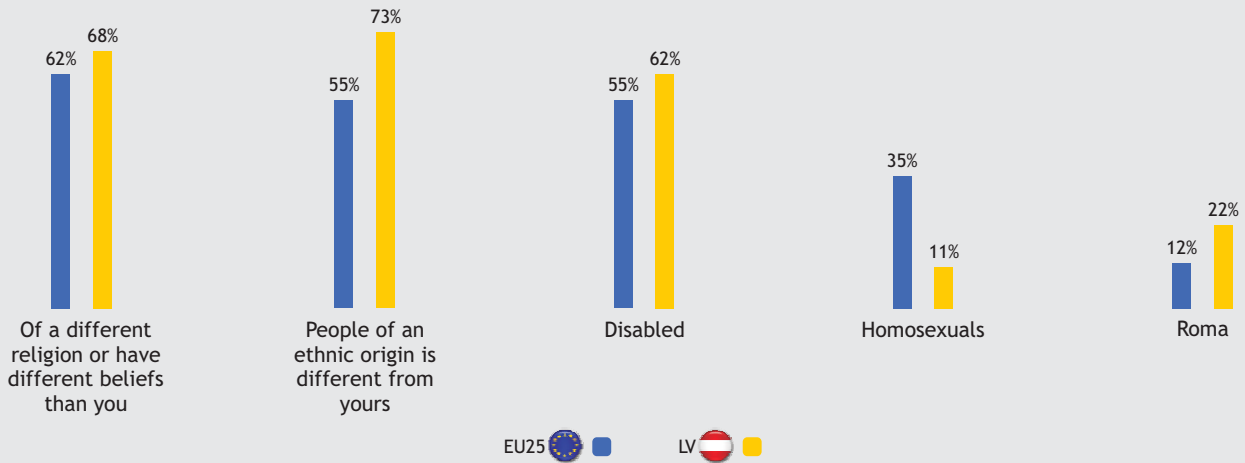


LV number of interviews: 1,019
fieldwork: 13th June - 12th July, 2006

EU25 number of interviews: 24,796
fieldwork: 7th June - 12th July, 2006

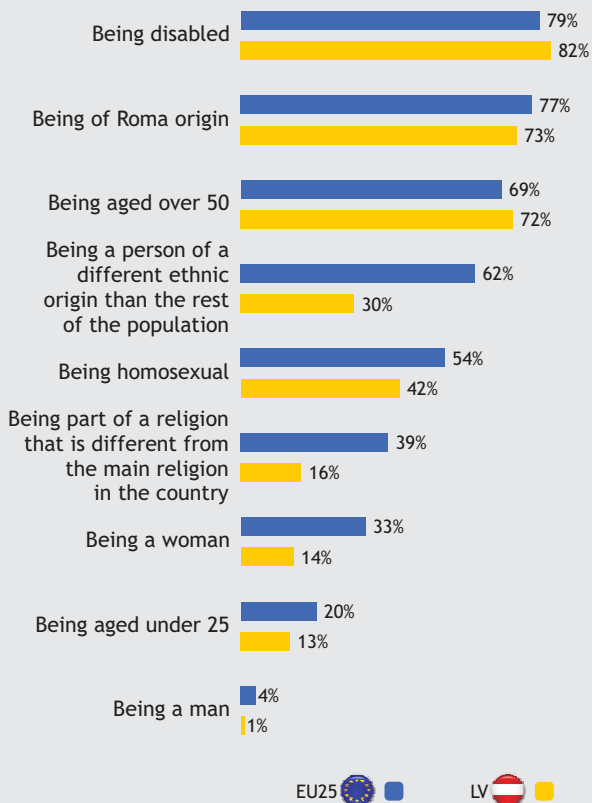
1. CONTEXT AND PERCEPTION

Q: Do you have friends or acquaintances who are..?
A: Yes



Comments: Compared with the average figures from the European Union, Latvians have appreciably more friends or acquaintances from different religions (68%, +6 percentage points), different ethnic origins (73%, +18) or who are disabled (62%, +7). In fact, when the issue is that of knowing members of the Roma community, the Latvian figures, at 22%, are virtually double the EU average of 12%. The only exception to this broad circle of friends or acquaintances relates to homosexuals, where just 11% of Latvians claim to have friends amongst this group compared with more than three times this figure (35%) across the EU.

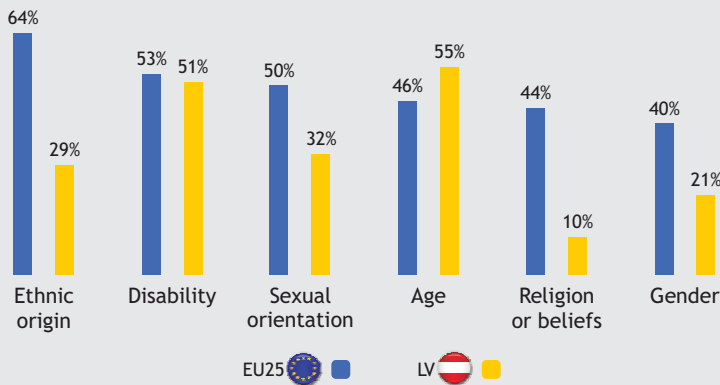
Q: Would you say that the fact of belonging to the following groups tends to be an advantage or a disadvantage, or neither, in (NATIONALITY) society at the current time? The fact of...
A: Tends to be a disadvantage



Comments: In line with the EU average, being disabled (82%), of Roma origin (73%) or aged over 50 (72%) are considered to be the likeliest sources of disadvantage in Latvian society. However, wide disparities are seen in four main areas where Latvians rate the disadvantages less seriously than the EU average. Accordingly, figures of 30% for Latvia and 62% for EU are noted for a different ethnic origin, 16% and 39% for a differing religion and 14% and 33% for being a woman. Furthermore, homosexuals are seen as being less disadvantaged in their society than is the case across the EU in general (42% vs. 54% for the EU).



Q: For each of the following types of discrimination, could you please tell me whether, in your opinion, it is very widespread, fairly widespread, fairly rare or very rare in (OUR COUNTRY)? Discrimination on the basis of...
A: Widespread



Comments: The majority of Latvians think that age-based discrimination (55%) and discrimination based on disability (51%) are widespread in their country. With the exception of discrimination based on disability, Latvian figures are widely different from EU averages. Accordingly, while discrimination is perceived less in Latvia than in the EU as a whole for the areas of ethnic origin (29% vs. 64% for EU), religious beliefs (10% vs. 44%), gender (21% vs. 40%) and sexual orientation (32% vs. 50%), a relatively larger share of citizens of this Baltic state feel that age discrimination is widespread in their country - a figure 9 percentage points above the EU average.

Ethnic origin		
	EU25	LV
Total	64%	29%
Sex		
male	63%	29%
female	65%	30%
Education (end of)		
15	60%	20%
16-19	62%	29%
20+	69%	30%
still studying	70%	33%

Disability		
	EU25	LV
Total	53%	51%
Sex		
male	49%	44%
female	56%	56%
Education (end of)		
15	50%	43%
16-19	52%	53%
20+	55%	46%
still studying	55%	52%

Sexual Orientation		
	EU25	LV
Total	50%	32%
Sex		
male	49%	29%
female	51%	35%
Education (end of)		
15	47%	20%
16-19	49%	28%
20+	53%	33%
still studying	58%	55%

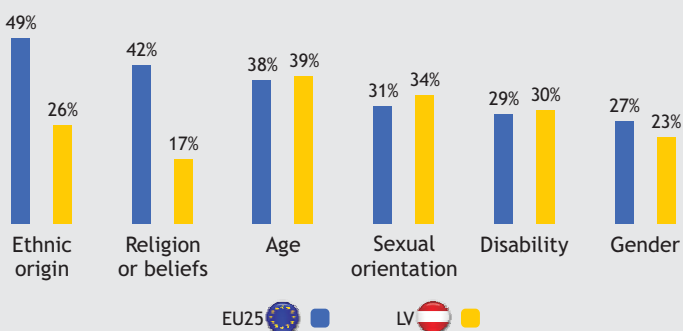
Age		
	EU25	LV
Total	46%	55%
Sex		
male	43%	48%
female	48%	61%
Education (end of)		
15	48%	53%
16-19	46%	57%
20+	47%	57%
still studying	37%	44%

Religion or Beliefs		
	EU25	LV
Total	44%	10%
Sex		
male	42%	8%
female	46%	12%
Education (end of)		
15	41%	7%
16-19	43%	7%
20+	46%	9%
still studying	51%	23%

Gender		
	EU25	LV
Total	40%	21%
Sex		
male	36%	15%
female	43%	27%
Education (end of)		
15	39%	13%
16-19	38%	20%
20+	44%	23%
still studying	37%	28%

Comments: Compared to men, a higher proportion of Latvian women feel that discrimination has become more widespread in their country. The most considerable differences here can be found for discrimination based on age (61% for women vs. 48% for men), gender (27% vs. 15%) and disability (56% vs. 44%). Considering the education levels of respondents, the most striking variance is in figures related to discrimination on the basis of sexual orientation, where 20% of Latvians educated to age 15 or less believe this to be widespread, compared to 33% of those educated to age 20 and beyond. Similar tendencies occur for assessments of discrimination by gender and ethnic origin. According to Latvian students, all types of discrimination - except for age-based discrimination - are more widespread than the average Latvian tends to believe.

Q: If you compare the situation with 5 years ago, would you say that the following types of discrimination are more common or less common in (OUR COUNTRY)? Discrimination on the basis of...
A: More widespread

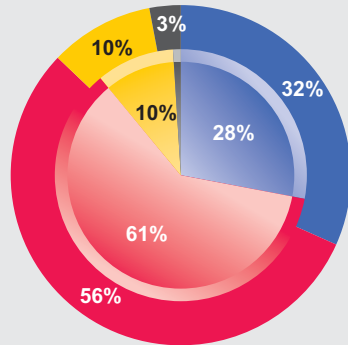


Comments: In the areas of discrimination by age, sexual orientation, disability and gender, Latvians' beliefs as to whether discrimination has become more widespread over the last five years are broadly similar to those across the EU. However, while large shares of EU citizens as a whole say discrimination on the basis of ethnic origin (49%) or religion/beliefs (42%) are more widespread, only 26% and 17% of Latvians respectively feel there is now more discrimination in these areas, compared to 5 years ago.



2. KNOWLEDGE OF RIGHTS

Q: Do you know your rights if you are the victim of discrimination or harassment?



Yes No That depends (SPONTANEOUS) Don't know

EU25 outer pie LV inner pie

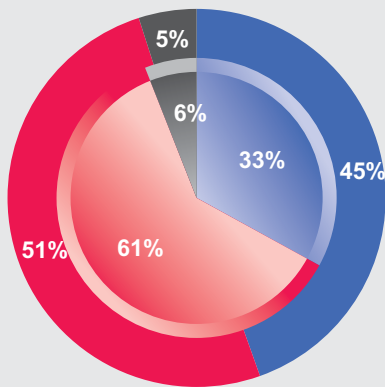
Comments: Latvians are slightly less aware of their rights if they were to be victim of discrimination with 28% of the country's poll having this awareness compared with 32% in the EU. Conversely, a considerable majority of 61% say that they do not know their rights, with the corresponding EU figure slightly lower at 56%.

	EU25		LV	
	Yes	No	Yes	No
Total	32%	56%	28%	61%
Sex				
male	35%	53%	27%	62%
female	29%	58%	28%	61%
Education (end of)				
15	25%	62%	21%	70%
16-19	32%	55%	23%	66%
20+	40%	50%	35%	53%
still studying	31%	55%	34%	52%
Friends another origin				
Yes	37%	51%	28%	60%
No	26%	61%	25%	64%
Friends disabled				
Yes	36%	52%	29%	59%
No	27%	60%	25%	65%

Comments: Education has a major influence on this issue - with just 21% of the least educated group knowing their rights compared with 35% of those educated to age 20 or beyond. Latvians having friends either of another origin (+3 percentage points) or who are disabled (+4) are slightly more likely to know their rights if they are discriminated against or harassed than those not having friends in these groups. This tendency is not as prominent as it is at EU level though, where people having such acquaintances are considerably more aware of their rights than those not having these relationships - with a difference of +11 points for having friends of another ethnic origin and +9 points for having disabled friends.

3. COMBATING DISCRIMINATION

Q: In general, would you say that enough effort is made in (OUR COUNTRY) to fight all forms of discrimination?



Total "Yes" Total "No" Don't know

EU25 outer pie LV inner pie

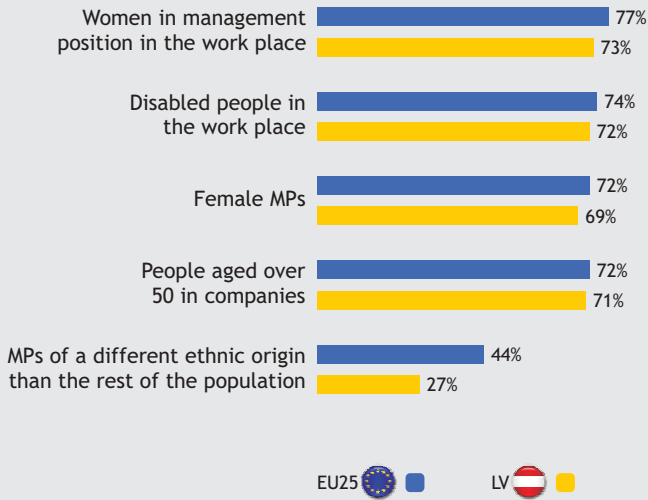
Comments: Latvians are not convinced that enough is being done in their country to fight all forms of discrimination with just a third (33%) of citizens, compared with 45% across the EU as a whole, saying that the effort is sufficient. Conversely, 61% of Latvians feel that not enough effort is made in their country - a figure that is 10 percentage points above the EU average.

	EU25		LV	
	Yes	No	Yes	No
Total	45%	51%	33%	61%
Sex				
male	48%	48%	36%	56%
female	42%	53%	30%	65%
Age				
15-24	40%	56%	38%	60%
25-39	45%	52%	28%	66%
40-54	46%	51%	33%	63%
55+	46%	47%	34%	55%
Education (end of)				
15	48%	45%	28%	64%
16-19	44%	52%	30%	63%
20+	44%	54%	37%	59%
still studying	43%	53%	42%	54%
Friends another origin				
Yes	44%	53%	33%	61%
No	46%	48%	34%	61%
Friends disabled				
Yes	42%	54%	33%	62%
No	48%	46%	34%	59%

Comments: Noticeably more women than men (65% vs. 56%) and a higher proportion of people aged 25 to 39 (66% compared with 55% of those aged 55 or more), claim that not enough effort is made in Latvia to fight discrimination. Furthermore, a higher proportion of those that finished their education at age 15 or less than of those who finished at age 20 or beyond, think that not enough effort is made to combat discrimination. Figures for the EU as a whole follow the opposite pattern- the shorter their education, the more satisfied Europeans tend to be with the efforts made in their country.

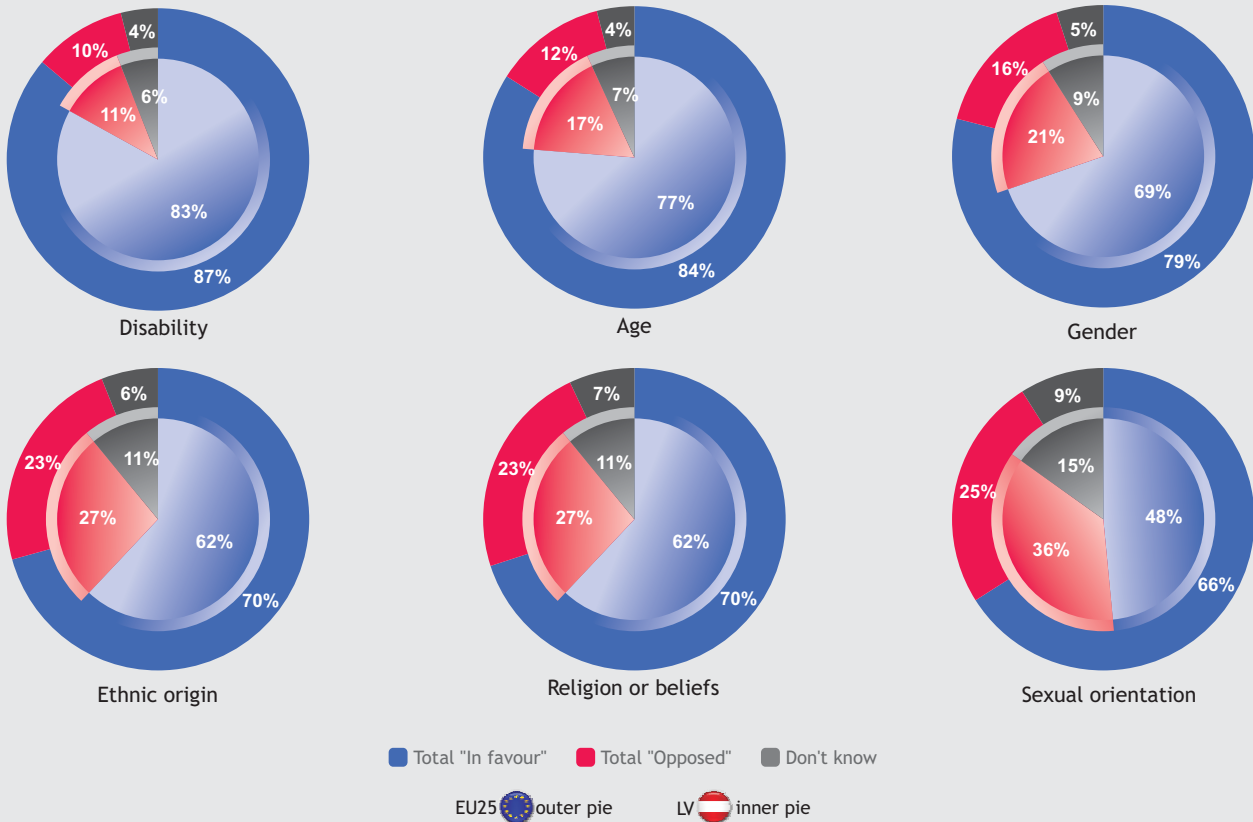


Q: Would you say that we need more.....?
A: Total "Yes"



Comments: Latvian figures are very close, albeit within a range of one to four percentage points behind those of the EU as a whole, in relation to the need to have more women in management positions (73%), more disabled people in the work place (72%), more female MPs (69%) and more people aged over 50 in companies (71%). However, there is a 17-point gap between Latvians (27%) and EU25 citizens as a whole (44%) saying that more MPs of different ethnic origin than the rest of the population are needed.

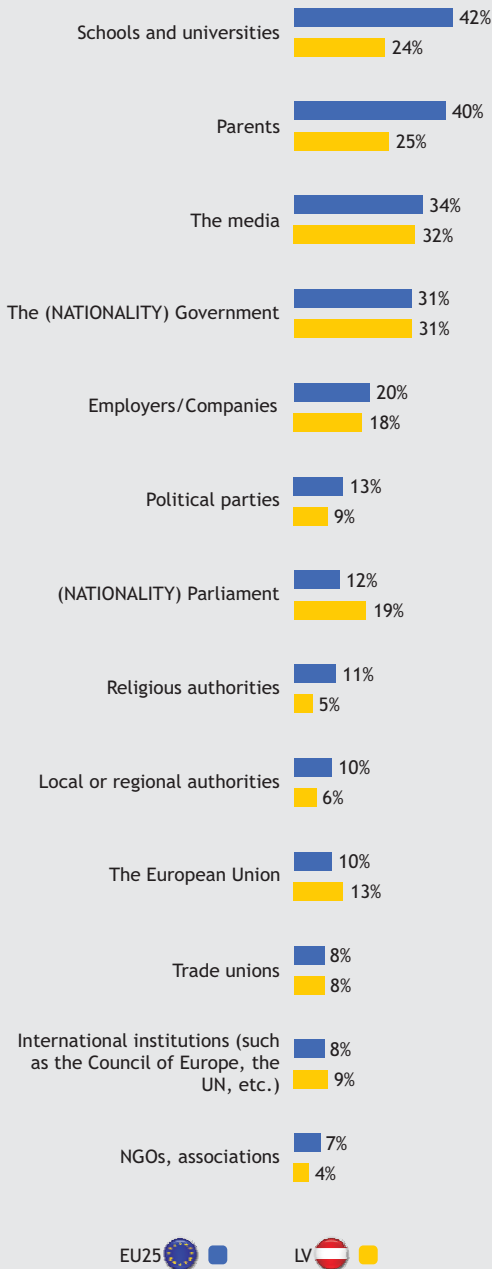
Q: Would you be in favour of or opposed to specific measures being adopted to provide equal opportunities for everyone in the field of employment? Specific measures for people depending on their....



Comments: Fewer Latvians than Europeans on average favour specific measures being adopted to provide equal opportunities for everyone in the field of employment. In the case of all the groupings mentioned in the survey, Latvian figures for those in favour lag behind the EU average by between 4 points (in the case of disability) and 18 points (in the case of sexual orientation). However, it should be noted that in all cases, with the exception of sexual orientation, the majority of Latvians support the introduction of specific measures aiming at equal treatment in employment.

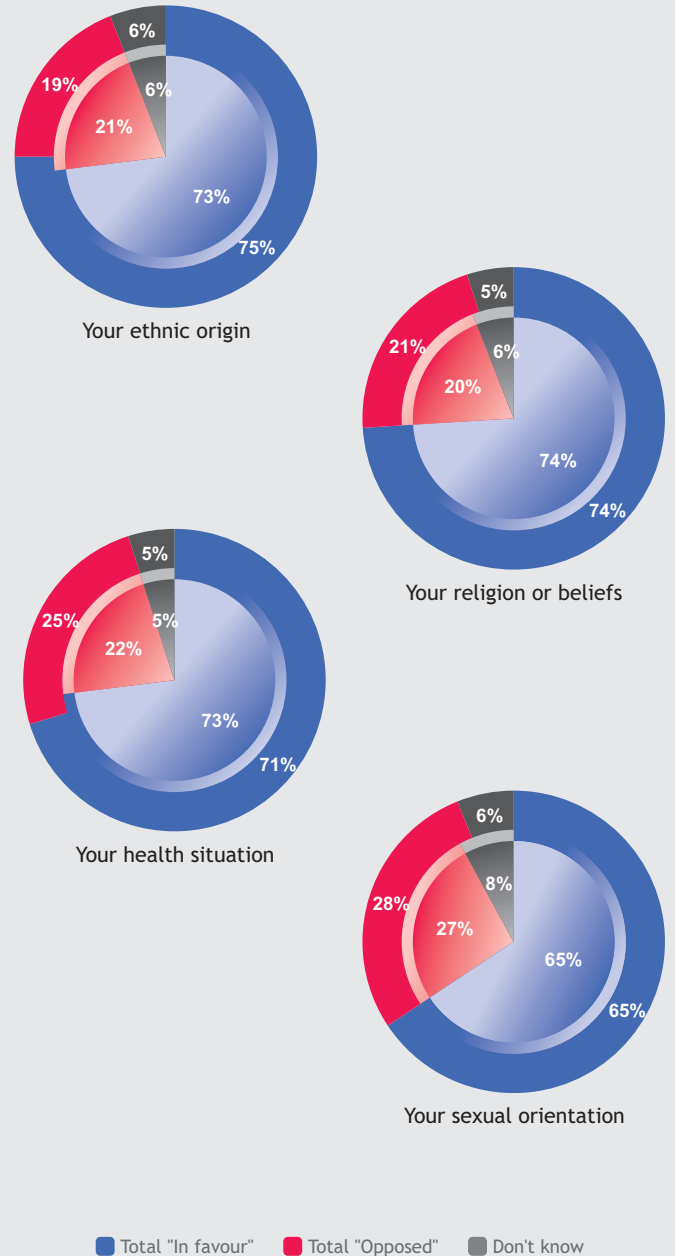


Q: In your opinion, which of the following have an important role to play in combating discrimination? (MAX. 3 ANSWERS)



Comments: Compared with opinion across the EU generally, Latvians are not as convinced that schools and universities have an important role to play in combating discrimination: support levels in the country are at only 24% compared with the EU average of 42%. A very similar set of data (25% vs. 40%) are noted when the role of parents in this area is reviewed. Instead, the media (32%) and the national government (31%) are considered to have a more crucial impact on the fight against discrimination in Latvian society, these figures being in line with those for the EU on average.

Q: Would you be in favour or opposed to providing, on an anonymous basis, information about (INSERT ITEM) as part of a census, if that could help to combat discrimination in (OUR COUNTRY)?



Comments: Latvian figures show largely similar patterns to those of the EU overall when they are asked whether or not they are in favour of providing, on an anonymous basis, information about various items as part of a census. Over 70% of Latvian citizens would be willing to give information about their personal characteristics regarding their ethnic origin, religion or health, while slightly fewer (65%) would anonymously reveal their sexual orientation as a part of a census.