

# Attitudes towards Development Aid

Fieldwork November-December 2004

Publication February 2005

## Summary

This survey was requested by Directorate-General Development and coordinated by Directorate-General Press and Communication

This document does not represent the point of view of the European Commission.  
The interpretations and opinions contained in it are solely those of the authors.



## Table of contents

<b>PRESENTATION .....</b>	<b>2</b>
<b>A. MILLENIUM DEVELOPMENT GOALS.....</b>	<b>3</b>
<b>1. Levels of awareness .....</b>	<b>3</b>
<b>2. Confidence in achievement of goals by target date .....</b>	<b>4</b>
2.1. Poverty and hunger .....	4
2.2. Education and equality.....	4
2.3. Health .....	5
2.4. Sustainable environment.....	5
2.5. Global partnership for development .....	6
<b>3. Priorities for government actions.....</b>	<b>7</b>
<b>B. PERCEPTIONS OF DEVELOPMENT AID .....</b>	<b>8</b>
<b>1. Importance of development aid .....</b>	<b>8</b>
<b>2. Sources of aid .....</b>	<b>9</b>
2.1. National aid.....	9
2.2. European aid.....	10
<b>3. Judgments on development aid.....</b>	<b>12</b>
3.1. Level of National aid .....	12
3.2. Level of European aid .....	13
3.3. Effectiveness of National aid .....	14
<b>4. Destination, form and consequences of development aid.....</b>	<b>15</b>
4.1. Political aspects .....	15
4.2. Peace and stability .....	15
4.3. Sustainable development .....	18
<b>5. Position of European Union as a global donor .....</b>	<b>19</b>
<b>6. Priorities for the EU.....</b>	<b>21</b>
<b>CONCLUSION .....</b>	<b>24</b>
<b>ANNEX</b>	
<b>Technical note</b>	
<b>Questionnaire</b>	

## PRESENTATION

Trade and aid are the twin pillars of EU development policy. They come together as the European Union assumes its share of responsibility to help developing countries fight poverty and integrate into the globalised world economy. The ultimate objective of the Union's policy is to **give disadvantaged people in the third world control over their own development**. This means attacking the sources of their vulnerability, including poor access to food and clean water, or to education, health, employment, land, social services, infrastructure and a sound environment. It also means disease eradication and access to cheap medicines to combat scourges like HIV/Aids, as well as action to reduce the debt burden that diverts scarce resources away from vital public investments back to rich lenders in the industrialised countries.<sup>1</sup>

The Directorate-General Development wished to once again commission a poll on the attitudes of Europeans to Development Aid. Compared to the previous wave which was conducted in 2002, the geographical coverage of this latest survey has of course been enlarged to the 10 New Member States. The questionnaire has been modified over time; however, a number of questions are still comparable.

Interviews were conducted face-to-face in people's homes in their national language between November 22<sup>nd</sup> and December 19<sup>th</sup> 2004. The methodology used is that of the Standard Eurobarometer polls managed by the Directorate-General Press and Communication (unit "Opinion polls, press reviews, Europe Direct"). In the annex, a technical note details the interview techniques used by the institutes of the TNS Opinion & Social network as well as levels of confidence.

In setting the **context** of this survey, it is important to bear in mind its timing. The final interviews were completed just one week prior to the massive tsunamis which brought death and destruction to the coastal areas of south and south-east Asian countries surrounding the Indian Ocean. Like their counterparts all across the globe, the people of Europe have clearly shown their willingness to play their part by responding in an unprecedented and spontaneous way. In many countries it has been public opinion and the fund-raising initiatives of private citizens and organisations which prompted their governments to pledge the remarkable levels of aid we have seen so far.<sup>2</sup> Such a global response demonstrates the impact of this disaster on public opinion towards aid in general. However, we should not lose sight of the important distinction between humanitarian aid (assistance provided in emergency situations such as the Asian Tsunami disaster) and development aid, our subject matter in hand.

The underlying objective of this survey on attitudes to development aid is to **assess awareness levels and perceptions of the Millennium Development Goals**. This survey also aims at examining **citizens' views on governmental aid at the national and European levels**. Finally, the objective is to assess the perceived **form and consequences of development aid and identify priorities for the EU**.

---

<sup>1</sup> [http://www.europa.eu.int/pol/dev/overview\\_en.htm](http://www.europa.eu.int/pol/dev/overview_en.htm)

<sup>2</sup> [http://www.europa.eu.int/tsunami/index\\_en.htm](http://www.europa.eu.int/tsunami/index_en.htm)

As well as reference made to the EU as a whole, its Member States, certain socio-demographic variables, our analysis<sup>3</sup> looks at other variables which were cross-tabulated with the results: perceptions of whether the EU helps developing countries (Q7), perceptions of whether national government helps developing countries (Q5) and finally, perceptions of the impact of national governmental aid (Q9).

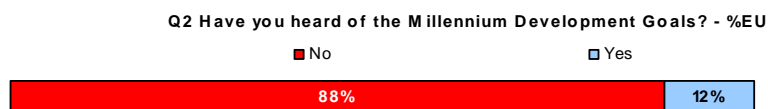
## A. MILLENNIUM DEVELOPMENT GOALS

In September 2000 world leaders from 189 nations agreed and signed the UN Millennium Declaration, binding them to a global project to decisively reduce extreme poverty in all its key dimensions. The Millennium Development Goals (MDGs) that derive from this Declaration provide an agenda for global action.<sup>4</sup> The targets are ambitious and include curbing poverty, hunger, disease, illiteracy, environmental degradation, and discrimination against women by 2015.<sup>5</sup>

### 1. Levels of awareness

Source questionnaire: Q2

Four years on since their adoption, how aware are citizens of the existence of the Millennium Development Goals? The results for the European Union show that the vast majority of the public is oblivious to the MDGs with as many as 88% confessing their ignorance in this regard. An identical lack of their awareness is observed at the level of the EU-15 group (88%) and a slightly higher level is revealed at that of the new Member States (90%).



The result in Sweden stands out from other countries, with over one in four confirming their awareness of these goals (27%). This relatively positive result could well be due to the impact of the Swedish government's Millennium Development Goal campaign.

<sup>3</sup> In some cases, due to the rounding of figures, displayed sums can show a difference of one point with the sum of the individual cells. Also, note that the total percentages shown in the tables of this report may exceed 100% where the respondent is allowed to give several answers to a particular question.

<sup>4</sup> European Commission Report on Millennium Development Goals 2000-2004, pg. 4

<sup>5</sup> OECD, Millennium Development Goals, About <http://www.oecd.org/about/>

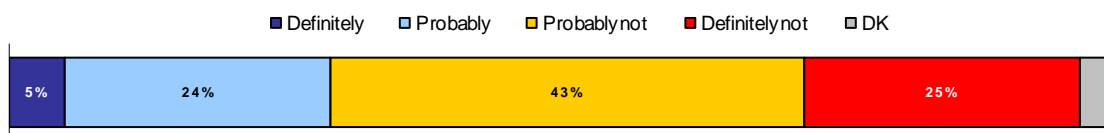
## 2. Confidence in achievement of goals by target date

### 2.1. Poverty and hunger

Source questionnaire: Q3 item 1

Only 29% of citizens believe that extreme poverty and hunger will be reduced by 2015. The target set for the corresponding goal is to halve the proportion of people whose income is less than one dollar per day. Looking at the extreme ends of the scale, very few (only 5%) confirm their absolute confidence that this will be achieved. Moreover, one in four is adamant that this will not be achieved by 2015.

Q3. For each goal, please tell me how likely you think that it will be achieved by 2015.  
Reduce extreme poverty and hunger - %EU



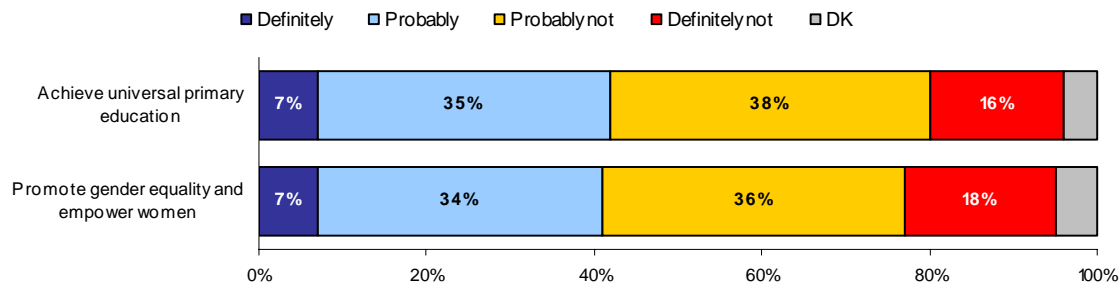
At the Member State level, confidence levels in its achievement range from 52% in Cyprus to 14% in France.

### 2.2. Education and equality

Source questionnaire: Q3 items 2 & 3

Compared to the goal targeting the reduction of extreme poverty, citizens are somewhat more optimistic about the achievement of the goals targeting universal primary education and the promotion of gender equality and the empowerment of women. The overall "will be achieved" result at the EU level, for both items, represents the point of view of over two in five citizens. However, respondents are reluctant to take a strong stance with only 7% answering "definitely" in both cases.

Q3. For each goal, please tell me how likely you think that it will be achieved by 2015.  
%EU



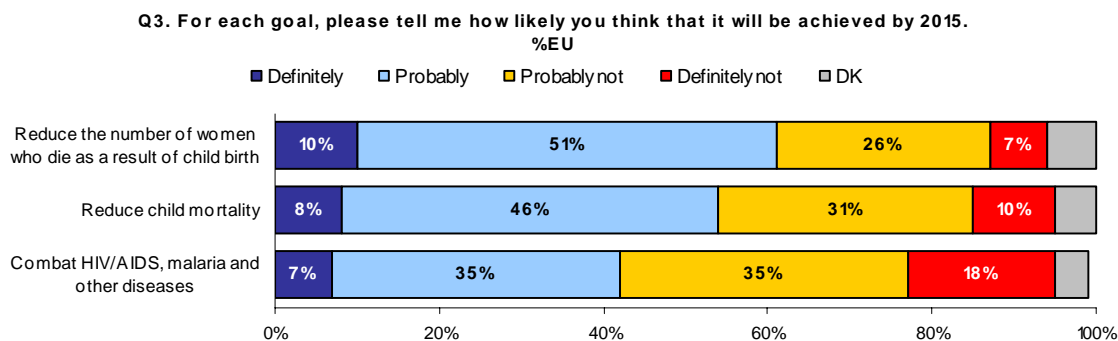
The average EU result masks considerable differences between countries for both goals. Notably, 78% of Cypriots believe that universal primary education will be achieved by 2015 while close to one in five in the Nordic Member States are of this opinion.

## 2.3. Health

Source questionnaire: Q3 items 4, 5 & 6

Compared to all other goals, citizens are most confident that the targets set for reducing the number of women who die as a result of child birth will be met, being the point of view of three in five (61%). However, for each of these, we see that confidence is somewhat measured with one in ten or less, confirming their absolute confidence in their achievement by 2015.

Overall, over one in two believes that child mortality will be reduced (54%). Only a minority of EU citizens (7% "definitely" and 35% "probably") believe that HIV/AIDS, malaria and other diseases will be combated by 2015.



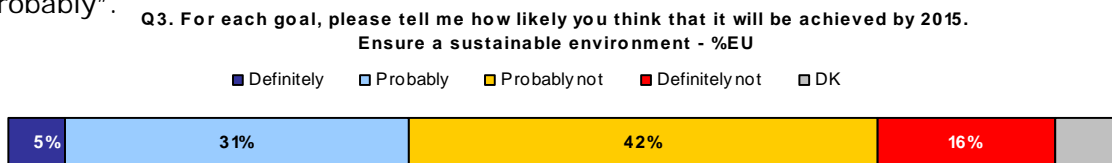
A majority of citizens in each Member State (ranging from 82% in Cyprus and Malta to 52% in Spain), believes that the maternal mortality ratio will be reduced by 2015. Similarly, in all Member States, with the exception of Spain, over one in two believes in the achievement of the target set for reducing child mortality.

In most Member States, citizens are concerned about the combating of HIV/AIDS, malaria and other diseases. In only six Member States, a majority declares that they believe that these diseases will be halted. Slovenians are considerably pessimistic with less than one in five (19%) confirming their confidence in the achievement of this goal.

## 2.4. Sustainable environment

Source questionnaire: Q3 item 7

EU citizens seem reluctant to confirm their belief in the achievement of the goal set for ensuring a sustainable environment with only 5% responding "definitely" and 31% "probably".



Once again Cypriots stand out for the high proportion of respondents (74%) who confirm their belief that this goal will be achieved by 2015 in contrast with the Dutch and Germans who are most sceptical with less than one in four confirming their confidence.

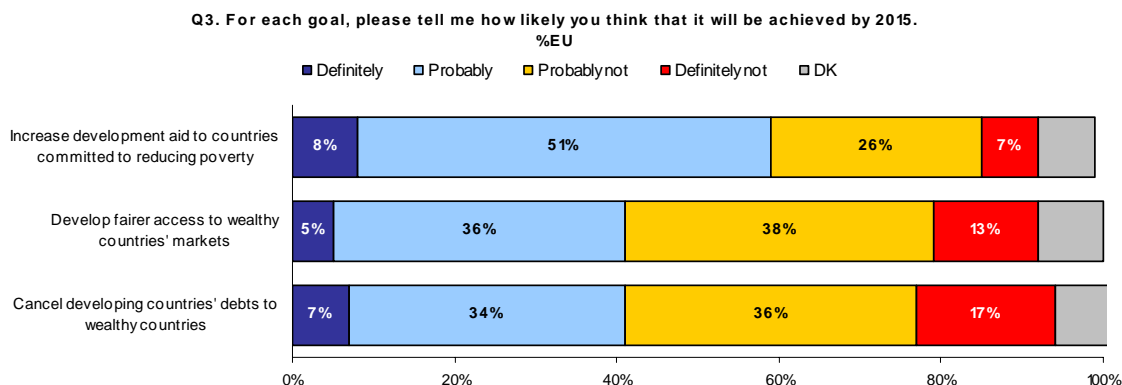
## 2.5. Global partnership for development

The last goal on global partnership for development is about the means to achieve the first seven.<sup>6</sup> The terminology of this final goal was too broad to be put to respondents as such and was therefore split into three separate items covering the targets set for the achievement of this goal namely;

- develop fairer access to markets of wealthy countries;
- increase development aid to countries committed to reducing poverty;
- cancel developing countries' debts to wealthy countries.

Source questionnaire: Q3 items 8, 9 & 10

59% of EU citizens believe that by 2015 development aid to countries committed to reducing poverty will be increased. 41% of citizens are confident that by 2015 developing countries will have fairer access to wealthy countries' markets. A similar proportion believes that developing countries debts to wealthy countries will be cancelled by the target date. However, once again we observe a certain hesitation here with low proportions of respondents confirming their belief that these goals will "definitely" be achieved by the target date.



In conclusion to this section, it is worth noting the common trends observed in the results for these eight goals. It seems that respondents who believe that government (either at the national or European level), helps developing countries to develop are more inclined to express their confidence in the achievement of these goals by 2015<sup>7</sup>. Similarly, those who believe that national governmental aid helps improve lives in developing countries tend to extend this optimism to the achievement of the goals outlined in the United Nations Millennium Declaration<sup>8</sup>. Often, the same countries emerge as being most confident in the achievement of the MDGs: it seems that the Lithuanians, Cypriots and the Maltese are generally more confident that the targets will be met by 2015.

<sup>6</sup> [http://www.developmentgoals.com/About\\_the\\_goals.htm](http://www.developmentgoals.com/About_the_goals.htm)

<sup>7</sup> For each question, we carried out a cross-analysis of the results with question 5 "Do you think that the (NATIONALITY) Government helps poor people in Africa, Latin America, Asia etc. to develop? We are not talking here about humanitarian aid but about development aid" and question 7 "And do you think that the European Commission helps poor people in Africa, Latin America, Asia, etc. to develop?"

<sup>8</sup> For each question, we carried out a cross-analysis of the results with question 9 "Thinking about development aid provided by the (NATIONALITY) Government, is this aid making any difference to improving the lives of poor people in developing countries (Africa, Latin America, Asia, etc.)?"

### 3. Priorities for government actions

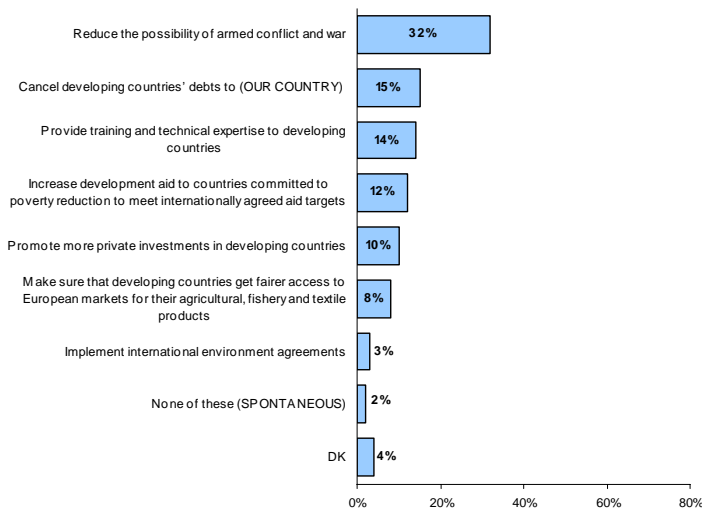
A list of possible actions which governments could undertake to help developing countries achieve the Millennium Development Goals was presented to respondents who were asked to give their top three priorities.

Source questionnaire: Q4

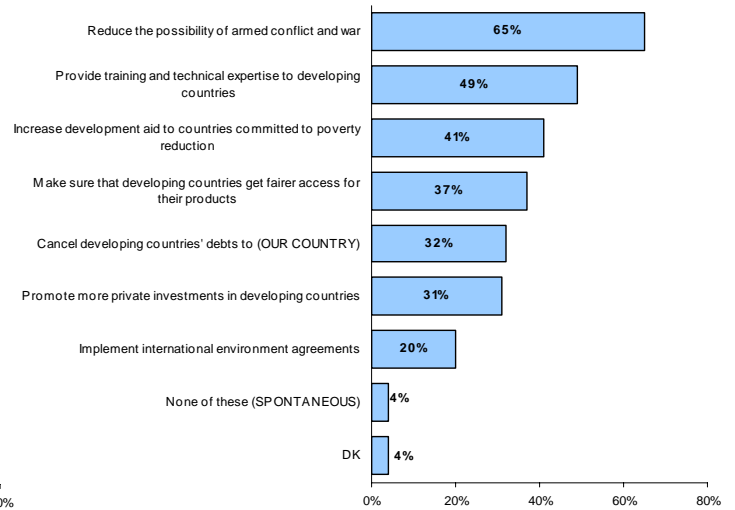
Close to one in three gives top priority (i.e. the item first cited in response to *the* most important) to *reducing the possibility of armed conflict and war*, an action which stands out from all others. Following next are *cancellation of developing countries' debts* at 15% and *provision of training and technical expertise to developing countries* at 14%.

Turning now to the three most important priorities cited (i.e. the overall results for the most important, second most important and third most important), the results show that *reducing the possibility of armed conflict and war* also ranks highest at 65%. However, the *provision of training and technical expertise to developing countries* moves up to second place being cited by 49% and *increasing development aid to countries committed to poverty reduction* ranks third at 41%.

Q4a Here is a list of possible actions which our Government could undertake to help developing countries achieve the Millennium Development Goals. Please tell me, which of these actions is, in your opinion, THE MOST IMPORTANT? % EU



Q4a Here is a list of possible actions which our Government could undertake to help developing countries achieve the Millennium Development Goals. Please tell me, which of these actions is, in your opinion, the most important? TOTAL % EU

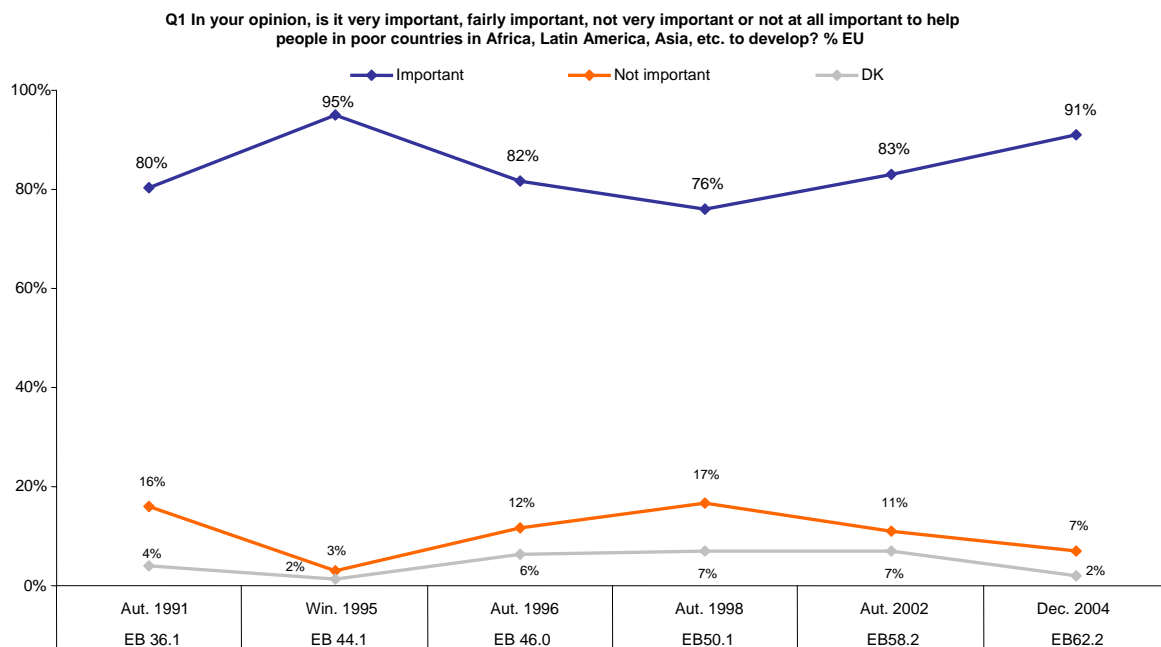


## B. PERCEPTIONS OF DEVELOPMENT AID

### 1. Importance of development aid

Source questionnaire: Q1<sup>9</sup>

Since, 1998 the declining trend has reversed and there has been a steady increase in the recognition of the importance of helping people in poor countries to develop. The latest rise over the last two years, equivalent to 8 points, leads to a result of 91% who confirm their belief in the importance of aid.



The striking point in the results is the high proportion of respondents who position themselves at the extreme end of the answer scale: at the European Union level 53% respond that it is "very important" to help people in poor countries.

<sup>9</sup> This question was modified since the two earliest waves EB 36.1 and EB 44.1. Here this question figured among a list of items as opposed to succeeding waves where it was put to respondents as a question in itself. EB 36.1 Q75a) *Could you please tell me for each one whether you personally consider it is a very important problem, important, not very important or not at all important? Helping poor countries in Africa, South America, Asia etc.* EB 44.1 Q74a) *Could you please tell me for each one whether you personally consider it is a very important problem, quite important, not very important, or not at all important? Helping the people in poor countries in Africa, South America, Asia, etc.?*

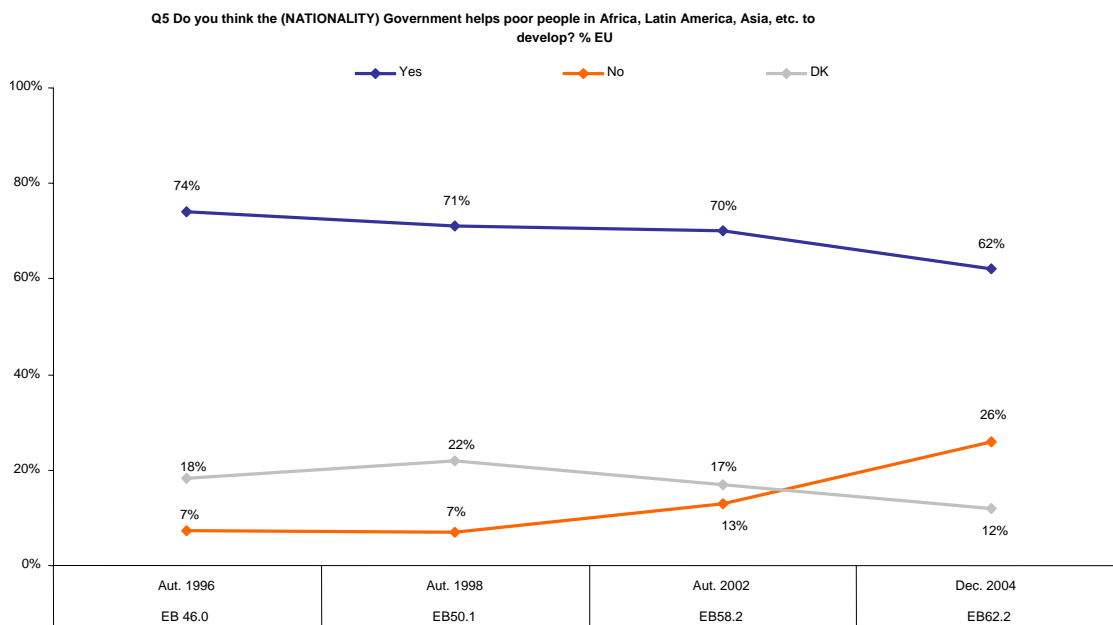
## 2. Sources of aid

In this section we will assess respondents' opinions on **development aid** given by firstly their National Government and secondly the European Union.

### 2.1. National aid

Source questionnaire: Q5<sup>10</sup>

Since the question was first asked in 1996, the proportion of citizens who believe that their national government helps poor people in developing countries has been gradually declining. This downward evolution has hastened between 2002 and 2004 and is now at 62% (-8 points).



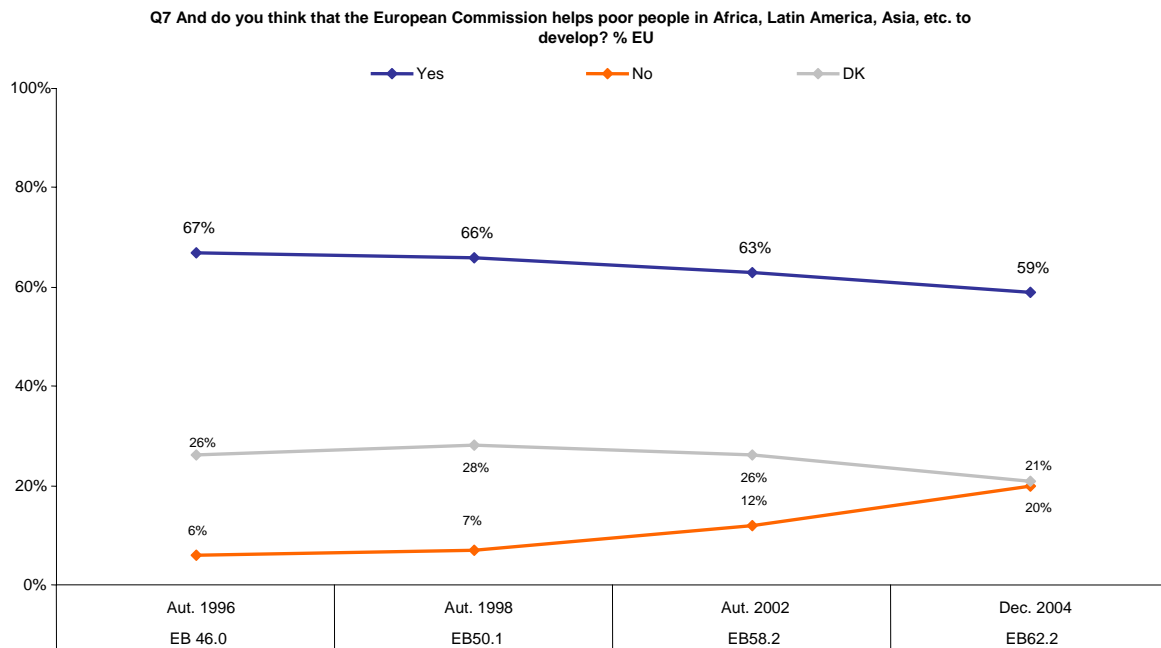
There are significant differences in perceptions on national governmental development aid between citizens of the former EU-15 group (66%) and the new Member States (42%). Germany (90%) and Belgium (85%) are where the highest proportion of respondents considers that their national government helps poor people in developing countries. In contrast, eight of the ten new Member States rank at the lower end of the "yes" scale with only a minority confirming that they believe that their government helps poor people in developing countries.

<sup>10</sup> This question has been modified slightly since EB 58.2: in the initial two waves, EB46.0 and EB50.1, respondents were asked to give an estimation of the proportion of spending on development aid if they answered "yes".

## 2.2. European aid

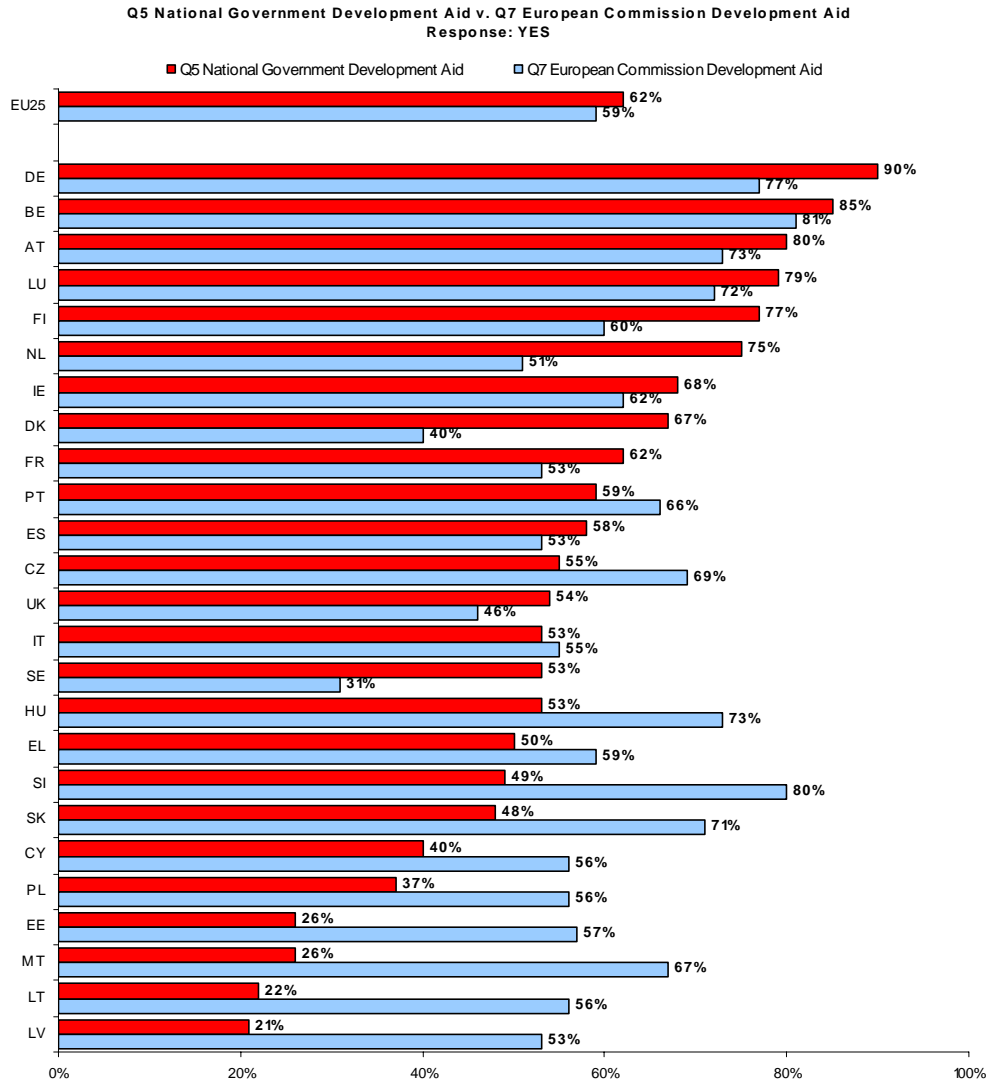
Source questionnaire: Q7

The decline in positive perceptions is not as sharp as that observed for national governmental aid although a drop of 4 points is observed between 2002 and 2004 (59%). In parallel to this, the proportion of "no" responses rose sharply by 9 points in this period to 20%.



In most Member States, a majority of respondents believes that the European Commission helps people in poor countries to develop. Notably high levels of recognition of the Commission's development effort are observed in Belgium (81%), Slovenia (80%) and Germany (77%).

Positive perceptions of the European Commission's development aid remain relatively high across all Member States compared to those of governmental aid where disparities emerge. As indicated earlier, we observe a sharp difference in perceptions on national governmental aid between the EU-15 countries and the new Member States.



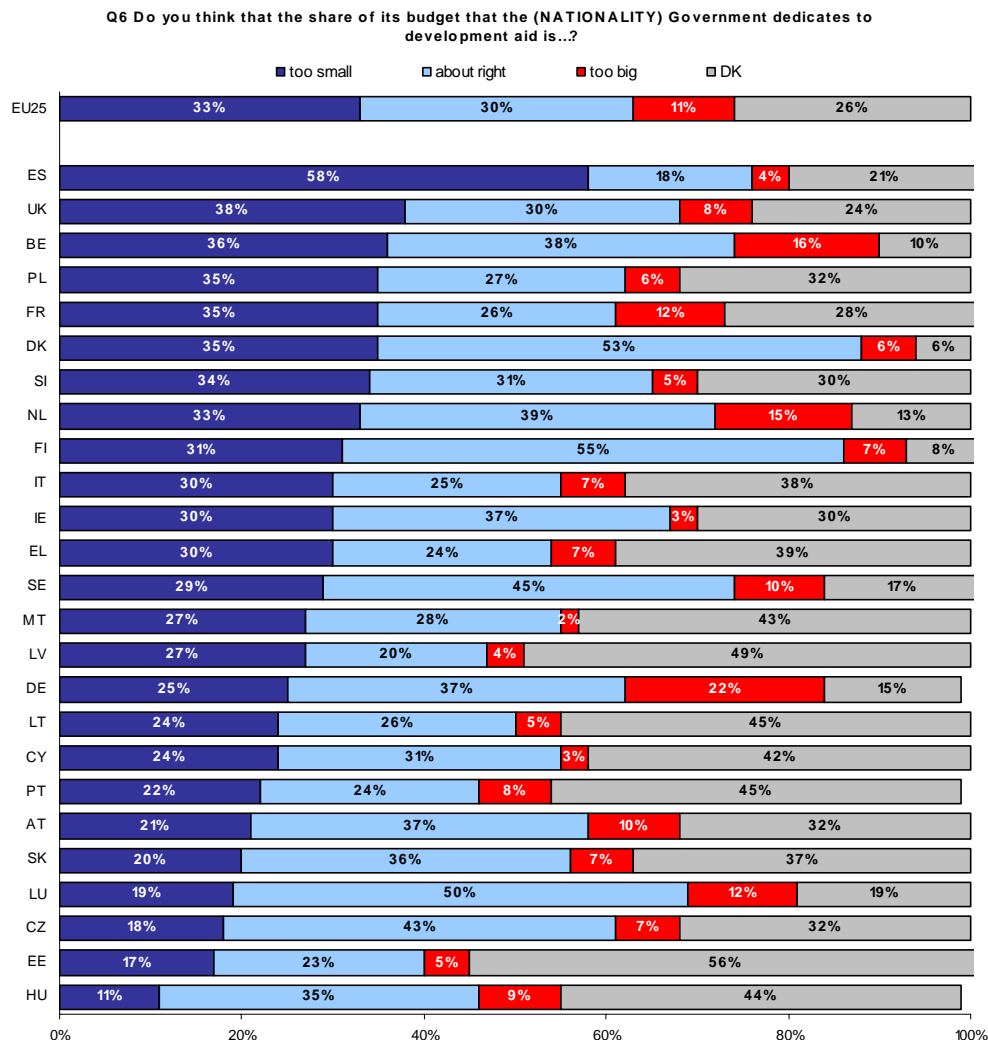
The cross-tabulation of responses to questions on perceptions of governmental aid and the impact of its effectiveness bear a strong influence here. Citizens seem to draw a parallel between aid at the national and European levels: those who recognise aid at the national level are more inclined to also recognise aid at the European level and vice-versa.

### 3. Judgments on development aid

#### 3.1. Level of National aid

Source questionnaire: Q6

We saw that 62% of EU citizens believe that their national government helps poor people in developing countries to develop. Citizens were then asked for their opinion regarding the proportion of their government's spending on development aid. One in three European Union citizens believes that their government dedicates *too small* a proportion of its budget to development aid. For 30% this share is *about right*. Only one in ten believe that this is *too big* while 26% do not respond.



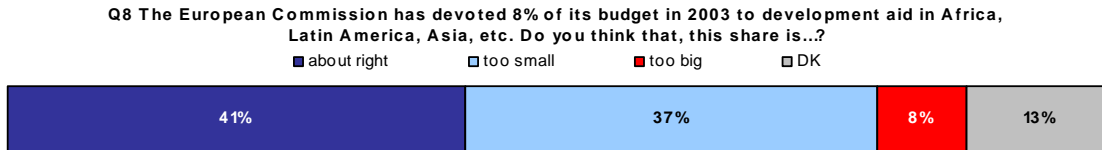
The results in Spain stand out with as many as 58% confirming that they consider that government spending on development aid is "too small".

Respondents in the Nordic Member States and Luxembourg seem relatively satisfied with the proportion of their country's budget dedicated to development aid with close to or over one in two confirming that this is "about right".

### 3.2. Level of European aid

Source questionnaire: Q8

Respondents who confirmed their belief that the European Commission helps poor people in developing countries to develop (59%) were asked for their opinion on the European Commission's allocation of 8% of its budget in 2003 to development aid. About 41% of respondents believe that this is "about right", for 37% this proportion is "too small" and only 8% believe that this is "too big". 13% failed to give their opinion.



In most Member States, a relative majority of respondents believe that the 8% which the Commission devotes to development aid is "about right". Member States where a relative majority believes that this share is "too small" are: Spain (56%), Slovenia (49%), Cyprus (48%), Poland (45%), France (43%) and Greece (40%).

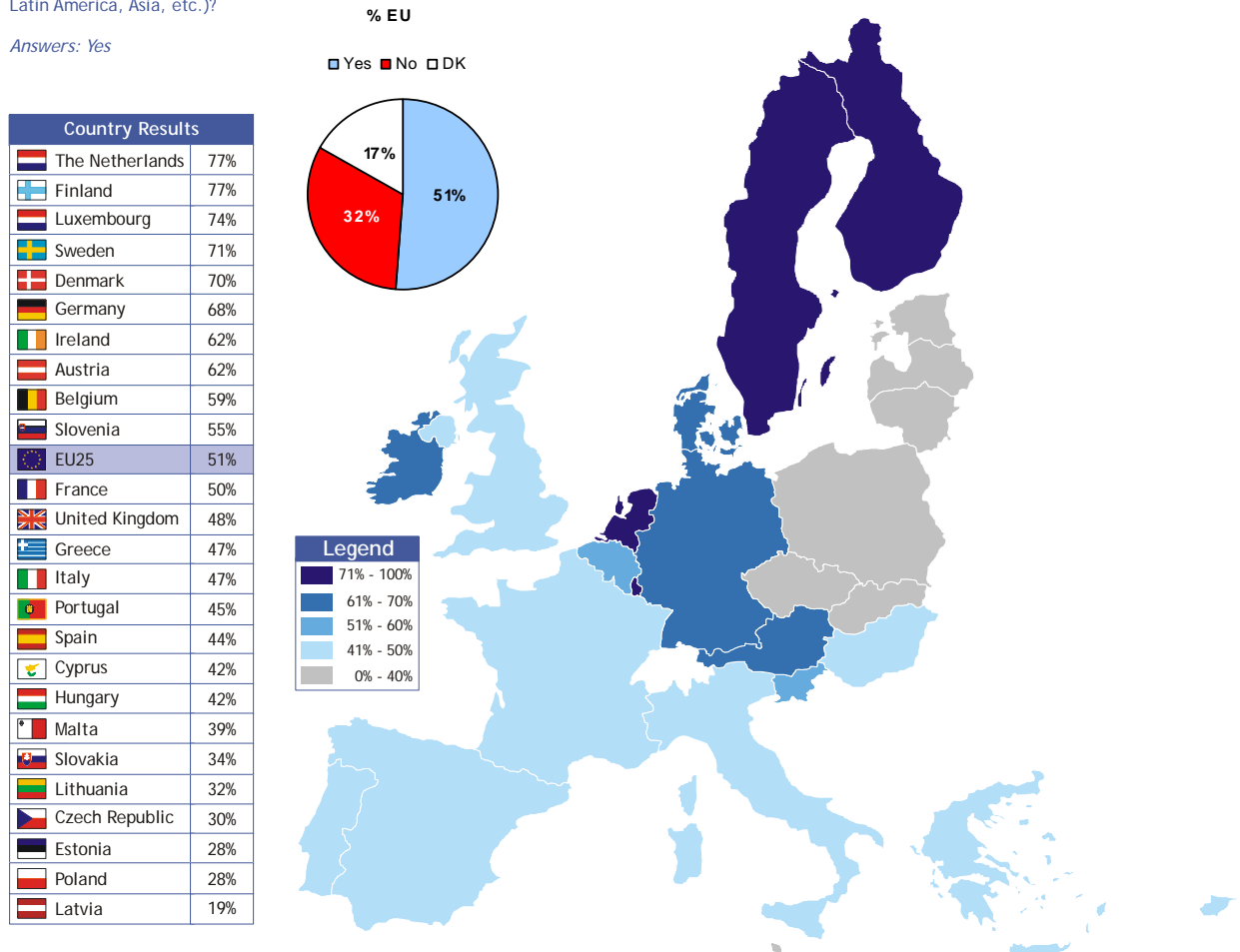
### 3.3. Effectiveness of National aid

Source questionnaire: Q9

One in two in the European Union believes that the development aid provided by their national government helps improve the lives of poor people in developing countries. 32% are of the opposite opinion and as many as 17% do not know.

There is a significant difference in opinion between the EU-15 group (55%) and the new Member States (32%) whereby the latter group are considerably more sceptical about the effectiveness of development aid provided by their governments. As we saw earlier a schism was observed in opinion between these two groups on whether their national governments help developing countries to develop.

Q9 Thinking about development aid provided by the (NATIONALITY) Government, is this aid making any difference to improving the lives of poor people in developing countries (Africa, Latin America, Asia, etc.)?



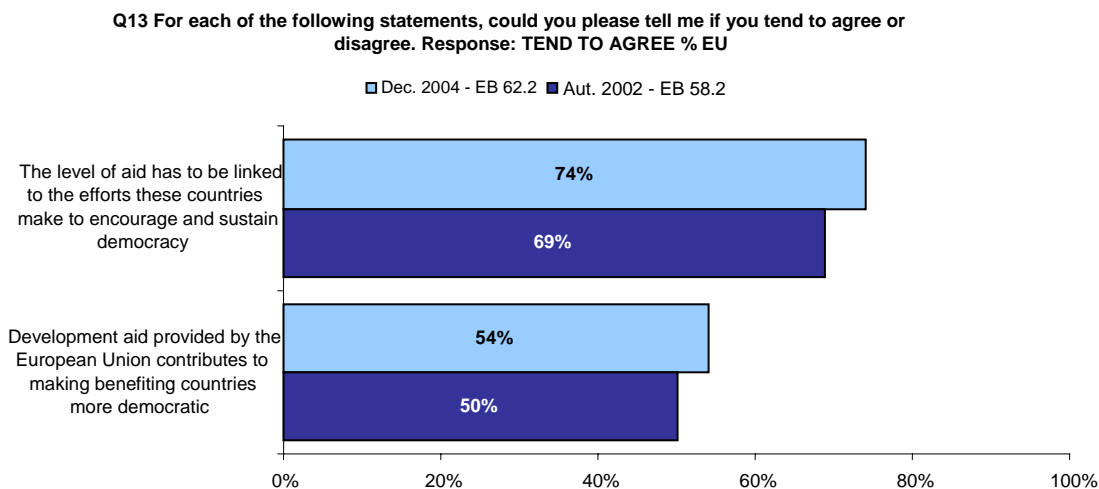
## 4. Destination, form and consequences of development aid

### 4.1. Political aspects

Source questionnaire: Q13 items 2 & 5

The proportion of EU citizens considering that development aid should be used as an incentive for encouraging sustainable democracy has risen in the last two years (+5 points) to 74% in this latest survey.

An equivalent evolution occurs in the proportion believing that development aid contributes to making benefiting countries more democratic, now representing the view-point of 54% of EU citizens.



In all Member States, a majority of respondents believes that the level of aid should be dependent on countries efforts to encourage and sustain democracy.

In almost all countries, a majority tends to agree that EU development aid contributes to making recipient countries more democratic. In Sweden (45%), Ireland (46%) and the Netherlands (47%) a relative majority "tend to agree".

### 4.2. Peace and stability

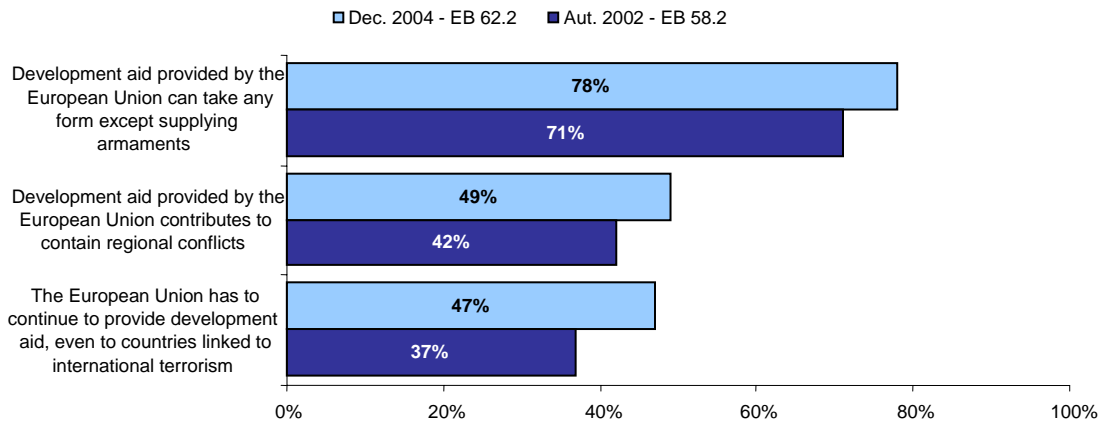
Source questionnaire: Q13 items 1, 3 & 6

Looking first at the form of development aid, citizens are firm in their belief that EU development aid can take any form except supplying armaments. Allegiance to this stance has risen in the last two years (+7 points) to 78% in this latest wave.

In view of the escalation of international terrorism since the World Trade Centre attack on September 11, 2001, we might have expected citizens to instinctively condemn countries in any way linked to this global issue. However, it would seem that citizens make a distinction between terrorists or terrorism in a country and innocent civilians as 47% of EU citizens believe that development aid should continue to be provided to all countries including those linked to international terrorism. Support for this belief has risen by 10 points since it was first put to citizens two years ago.

One in two believes that development aid contributes to containing regional conflicts (+7 points since 2002).

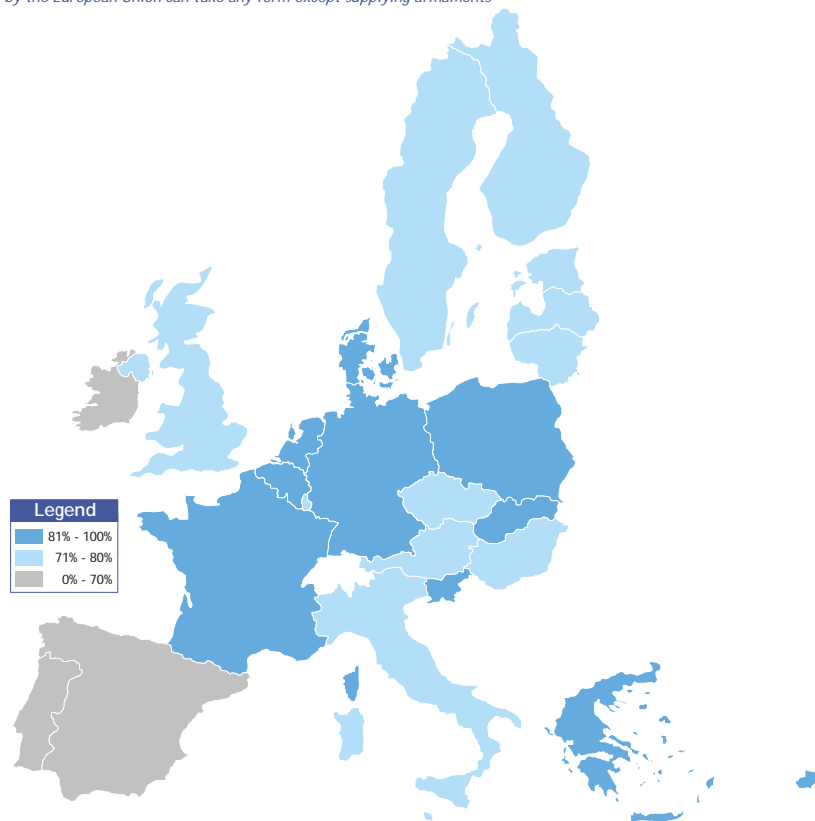
**Q13 For each of the following statements, could you please tell me if you tend to agree or disagree. Response: TEND TO AGREE % EU**



In 22 of the 25 Member States, close to or over three in four citizens believe that development aid can take any form except supplying armaments. In Spain, Portugal and Ireland close to two in three tend to agree.

Q13.6 For each of the following statements, could you please tell me if you tend to agree or disagree.  
 Option: *Development aid provided by the European Union can take any form except supplying armaments*  
 Answers: *Tend to agree*

Country Results		
Slovenia		89%
Cyprus		87%
Poland		85%
Belgium		84%
Greece		84%
The Netherlands		84%
Denmark		83%
Germany		81%
France		81%
Slovakia		81%
Lithuania		80%
Austria		79%
Luxembourg		79%
Finland		79%
Czech Republic		79%
EU25		78%
Estonia		77%
United Kingdom		76%
Malta		75%
Italy		74%
Sweden		73%
Hungary		73%
Latvia		73%
Spain		66%
Portugal		66%
Ireland		64%



In Lithuania and Poland, close to two in three are confident that EU development aid contributes to containing regional conflicts. Citizens in Sweden, Ireland, Denmark and Hungary are more reluctant to concur, with less than two in five tending to agree.



























There are mixed feelings across Member States as to whether the European Union has to continue to provide development aid, even to countries linked to international terrorism.

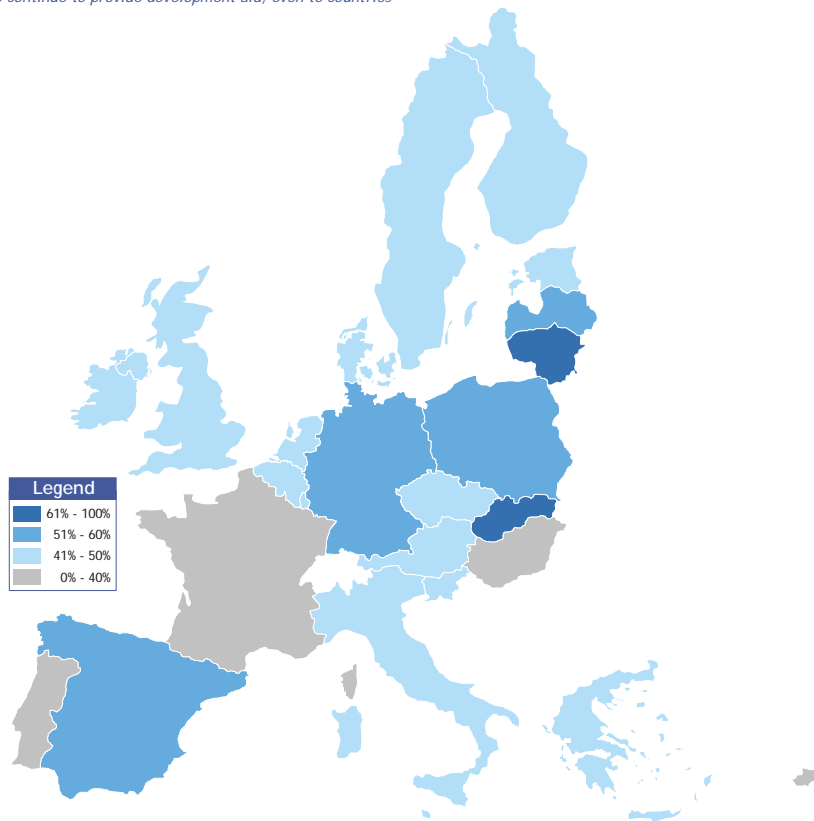
Over three in five in Slovakia and Lithuania, tend to agree that countries linked to international terrorism should not be marginalised when it comes to the development aid provided by the EU. At the other end of the scale, only 31% in Portugal and Hungary tend to agree that the EU has to continue to provide development aid, even to countries linked to international terrorism.

Q13.3 For each of the following statements, could you please tell me if you tend to agree or disagree.

Option: The European Union has to continue to provide development aid, even to countries linked to international terrorism

Answers: Tend to agree

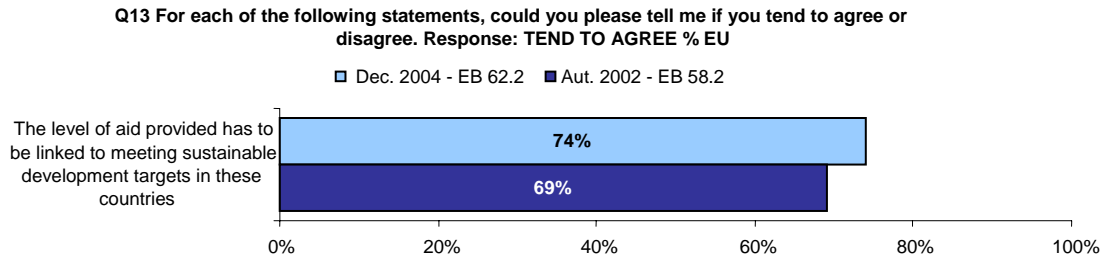
Country Results	
 Slovakia	65%
 Lithuania	63%
 Poland	57%
 Latvia	53%
 Spain	52%
 Germany	51%
 Italy	50%
 The Netherlands	50%
 Slovenia	49%
 Greece	48%
 EU25	47%
 Austria	47%
 Luxembourg	46%
 Belgium	45%
 United Kingdom	45%
 Denmark	44%
 Ireland	44%
 Estonia	44%
 Sweden	43%
 Czech Republic	43%
 Malta	42%
 Finland	41%
 France	37%
 Cyprus	37%
 Portugal	31%
 Hungary	31%



### 4.3. Sustainable development

Source questionnaire: Q13 item 4

There is a progression (+5 points since 2002) in the proportion of respondents believing that the level of aid provided has to be linked to recipient countries meeting sustainable development targets. In this latest survey close to three in four EU citizens are of the opinion that aid given should be dependent on developing countries commitment to meeting sustainable development targets.

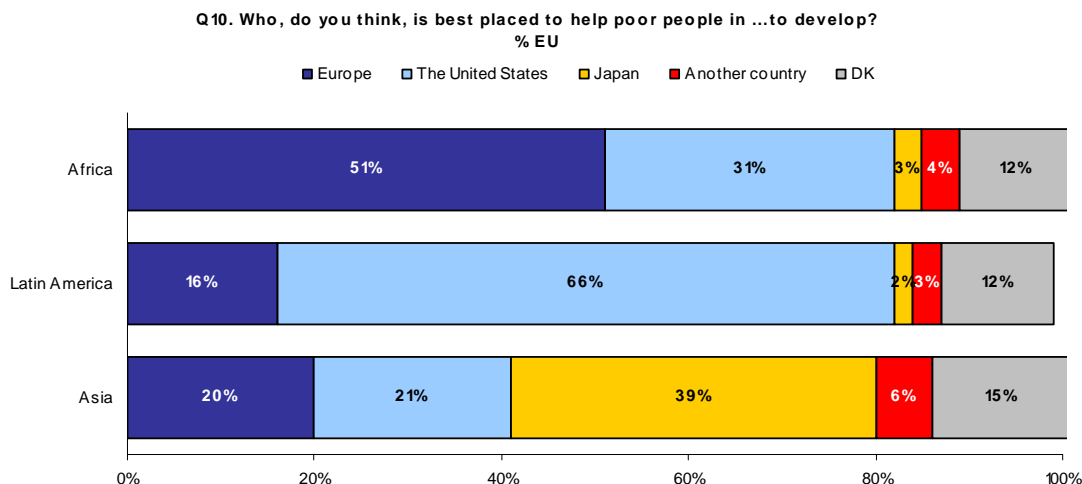


As observed throughout our analysis, those believing in the development effort of governments at the national and/or European levels are more inclined to believe that aid allocated should be linked to countries meeting sustainable development targets. Similarly, those believing in the effectiveness of governmental aid are more inclined to be of this opinion compared to those who do not.

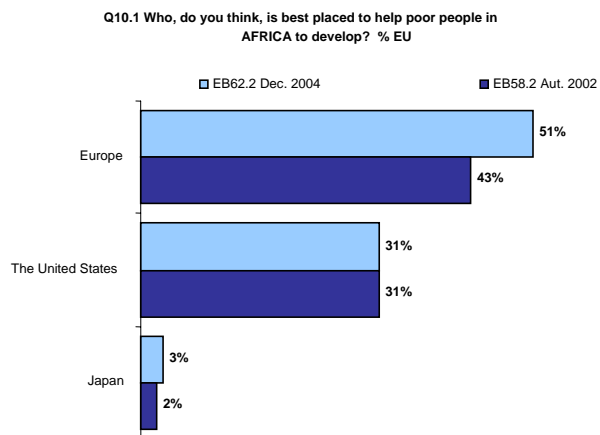
## 5. Position of European Union as a global donor

Source questionnaire: Q10<sup>11</sup> & Q11

One in two EU citizens believes that Europe is best placed to help poor people in Africa to develop over and above other major global players such as the United States or Japan. The average result for the EU of 25 masks a schism in opinion between the EU-15 group (55%) and the new Member States (31%). In fact it would seem that the new Member States have a greater inclination to trust the United States for helping Africa to develop (NMS-10: 50% versus EU-15: 27%).



Since the question was first asked in 2002, there has been an overall rise in the level of confidence EU citizens place in Europe for helping poor people in Africa (+8 points).



<sup>11</sup> It should be noted that the answer response "another country" replaces "Canada" which was used in the previous wave. We have not compared the data for waves preceding this one as the response items did not include either of these possibilities.

Respondents who believe that the United States, Japan or another country would be better placed to help poor people in Africa to develop were asked to explain their opinion. For 60% of this group, the reason cited was that these countries are wealthier and stronger than Europe, corresponding to a decline of 9 points in the last two years.

It would seem that citizens tend to believe that **geographical proximity places countries in a preferential position when it comes to helping developing neighbours.**

A majority of 66% (+2 points since 2002) believe that the United States is best placed to help poor people in Latin America to develop. However, a significantly higher proportion of citizens of the new Member States (75%) would entrust the United States with helping Latin America to develop compared to the EU-15 group (64%).

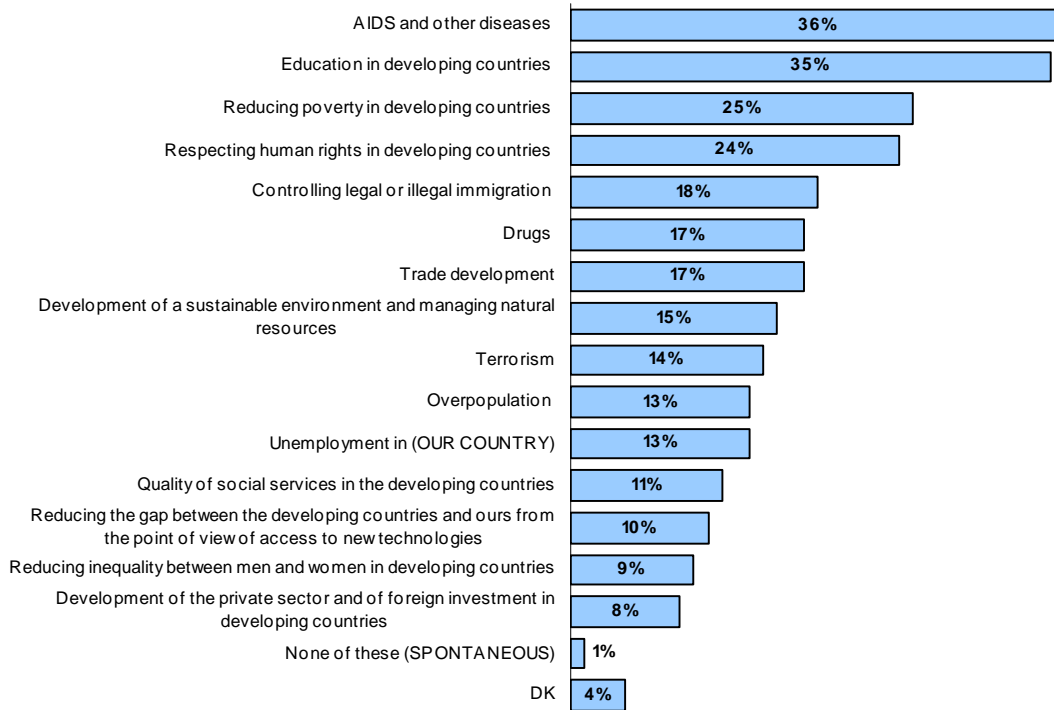
A relative majority of 39% consider that Japan is best placed to help poor people in Asia to develop. Confidence levels in Japan for helping poorer neighbouring countries remain constant.

## 6. Priorities for the EU

In which areas do EU citizens believe that **development aid can be the most effective**?

Source questionnaire: Q12<sup>12</sup>

**Q12 In which three areas can European Union development aid be the most effective?  
(MAX. 3 ANSWERS)  
% EU**



Respondents were given the opportunity of giving up to a maximum of 3 responses.

The results show that more citizens identify *AIDS and other diseases* (36%) as being the area where European Union development aid would be the most effective. It would seem from this that citizens believe that EU development aid would be most effective if focused on contributing to the Millennium Development Goal 6 (combat HIV/AIDS, malaria and other diseases). Earlier, we observed that a minority of EU citizens (7% "definitely" and 35% "probably") believe that HIV/AIDS, malaria and other diseases will be combated by 2015.



























The importance of education (goal 2) for development needs is recognised by the European public with 35% believing that aid would be most effective if directed here.

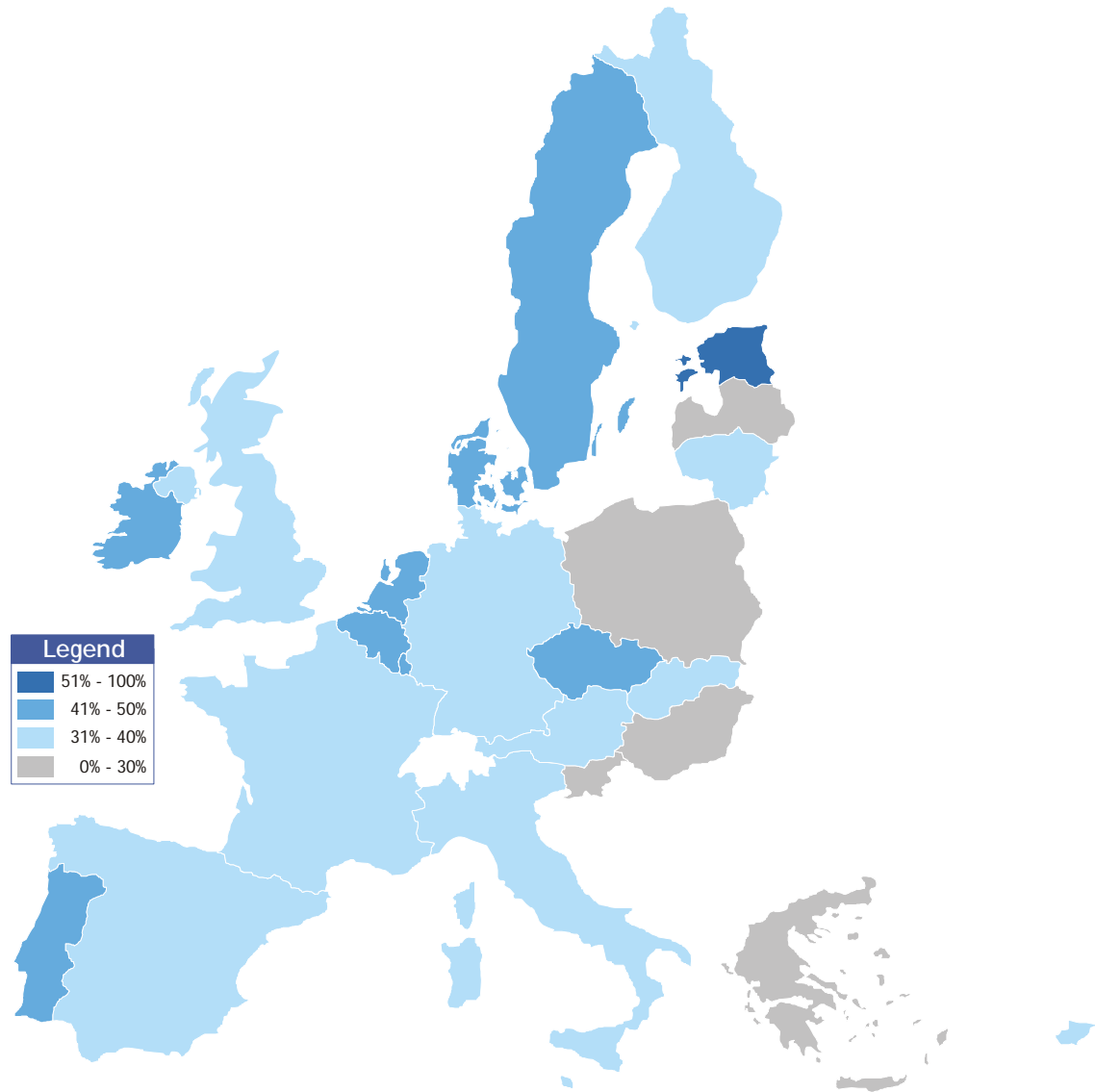
<sup>12</sup> In previous waves, each answer item was read out individually and respondents answered yes or no while in this wave the list of answer possibilities was read out to respondents who were given the opportunity of selecting a maximum of 3.

In Estonia, Sweden and Luxembourg close to one in two consider that development aid would be most effective if focused on *AIDS and other diseases*. In contrast, only one in four Hungarians are of this opinion.

Q12 In which three areas can European Union development aid be the most effective?  
(MAX. 3 ANSWERS)

Answers: *AIDS and other diseases*



























Country Results	
 Estonia	51%
 Sweden	49%
 Luxembourg	47%
 Czech Republic	45%
 Ireland	44%
 The Netherlands	44%
 Belgium	43%
 Denmark	42%
 Portugal	41%
 France	40%
 Germany	37%
 Finland	37%
 United Kingdom	37%
 Cyprus	37%
 EU25	36%
 Austria	35%
 Malta	35%
 Italy	34%
 Lithuania	32%
 Spain	31%
 Slovakia	31%
 Latvia	30%
 Greece	29%
 Slovenia	29%
 Poland	27%
 Hungary	25%

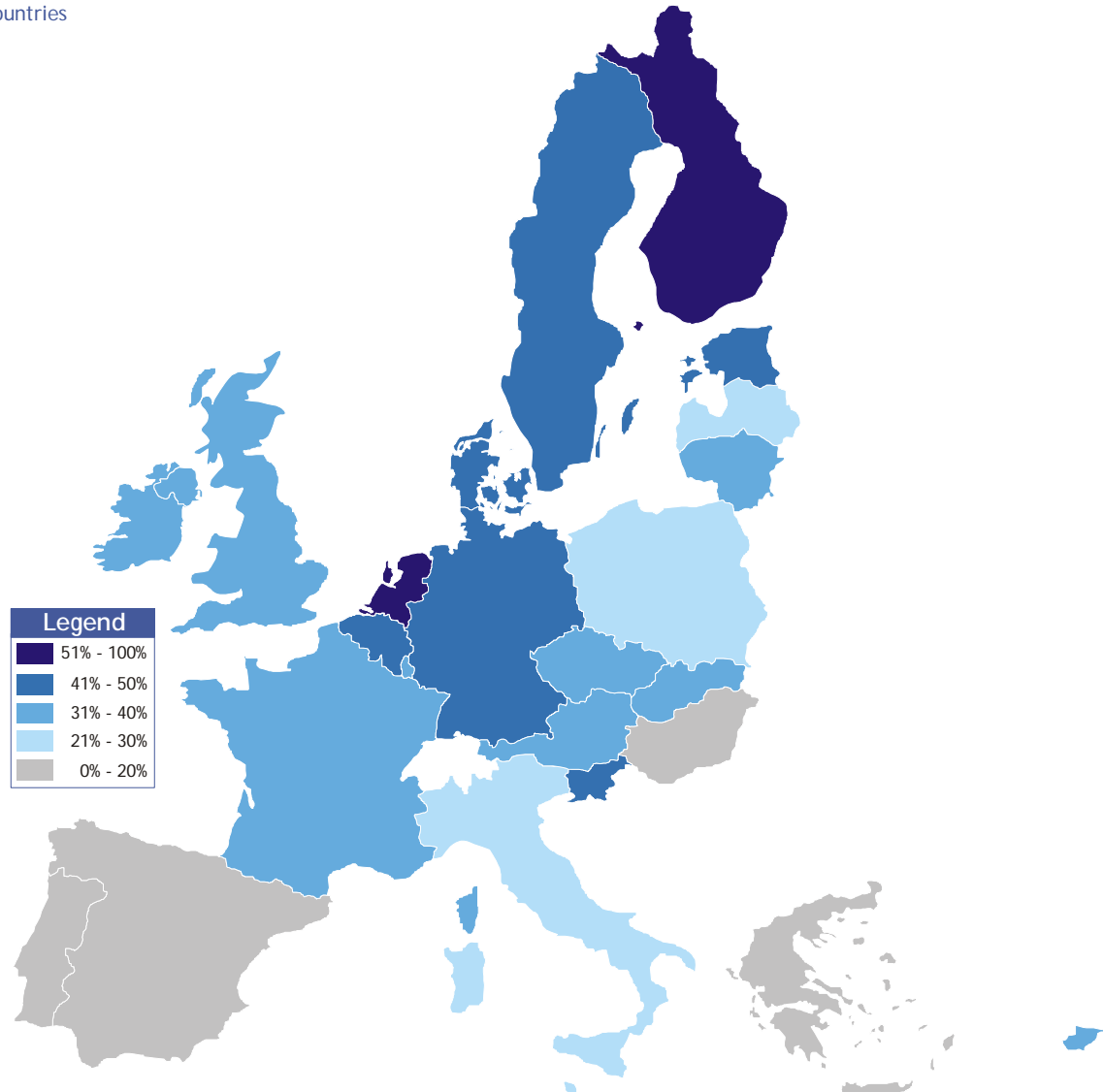


*Education in developing countries* is of primary importance for the Dutch (62%) and the Finns (58%) with a majority in each country confirming that development aid can be most effective if focused here. However, in Greece, Spain, Portugal and Hungary, one in five or less are of this opinion.

Q12 In which three areas can European Union development aid be the most effective?  
(MAX. 3 ANSWERS)

Answer: Education in developing countries

Country Results		
	The Netherlands	62%
	Finland	58%
	Denmark	49%
	Belgium	47%
	Germany	45%
	Slovenia	45%
	Sweden	43%
	Estonia	41%
	Czech Republic	40%
	United Kingdom	39%
	Ireland	38%
	Slovakia	38%
	Luxembourg	36%
	EU25	35%
	France	35%
	Austria	35%
	Lithuania	34%
	Cyprus	31%
	Malta	30%
	Poland	30%
	Italy	26%
	Latvia	24%
	Greece	20%
	Spain	20%
	Portugal	19%
	Hungary	16%



## CONCLUSION

### *Millennium Development Goals*

Four years on since the adoption of the **Millennium Development Goals, 88% of citizens have never even heard of them**. The highest awareness levels are observed in Sweden (27%) and the lowest are in France and Malta (both 4%).

The results show that upon being briefed on the origin and objective of the Millennium Development Goals, **few respondents convey their absolute confidence that the goals will be achieved by 2015**. For each goal, one in ten or less respondents are of the opinion that the targets will "definitely" be met by the set date. The only goals which a majority of EU citizens believe will be achieved (including those who responded "definitely" or "probably") are the reduction of the child mortality (54%) and maternal mortality (61%) ratios. 43% believe that HIV/AIDS, malaria and other diseases will be combated by 2015. 41% are confident that the targets set for the achievement of universal primary education and the promotion of gender equality will be met. Citizens are rather sceptical that the target set for the reduction of extreme poverty and hunger will be achieved (29%) - a goal which forms the basis of international development cooperation. The last goal on global partnership for development is about the means to achieve the first seven goals. Our survey focuses on the specific targets set for the achievement of this final goal. Firstly, 59% believe that development aid to countries committed to reducing poverty will be increased. Secondly, 41% of citizens are confident that by 2015 developing countries will have fairer access to wealthy countries' markets. Finally, a similar proportion (40%) believes that developing countries debts to wealthy countries will be cancelled by the target date. For each of the Millennium Development Goals, it seems that citizens who believe that government (at the national or European levels) helps developing countries to develop are more inclined to believe in their achievement by 2015 compared to those who fail to recognise this effort.

**Government action targeting the reduction of the possibility of armed conflict and war is prioritised by EU citizens** with a view to helping developing countries achieve the Millennium Development Goals. This remains true regardless of whether we look at the results for *the* top priority area for action (32%) or the three most important areas (65%).

### *Perceptions of Development Aid*

Between 1995 and 1998 a downturn in citizens' perceptions of the importance of development aid was observed. However, this trend has since reversed with **91% currently expressing their recognition of the importance of helping people in poor countries** to develop.

On average, 62% of EU citizens believe that their national government helps poor people in developing countries to develop and 59% are of the opinion that the European Commission does so. We observe **a sharp difference in perceptions between the EU-15 group (66%) and the new Member States (42%)** on whether **national governments really assist people in developing countries**. In most Member States of the EU-15 group, particularly in Denmark, the Netherlands and Finland, a higher proportion believes that their government helps developing countries

compared to those considering that the Commission assists people in poor countries to develop. Yet, in each and every new Member State, this tendency is reversed.

**One in three EU citizens believes that their government dedicates too small a share of the national budget to development aid.** However, in many countries, lack of knowledge may have prevented citizens from giving an opinion on the proportion of governmental aid allocated to development as a high "don't know" rate is observed. **41% of respondents who believe that the European Commission helps poor people in developing countries to develop consider that the 8% of the EU budget allocated to development aid is "about right".**

**One in two in the European Union believes that development aid provided by national government helps improve the lives of poor people in developing countries.** This average result for the 25 Member States masks a schism in opinion between the EU-15 group (55%) and the new Member States (32%). This disparity is in line with the observation made above where we saw that relatively low proportions of citizens in the new Member States believe that their national government helps developing countries.

Can development aid be an instrument for democracy? An increasing number of citizens (+5 points since 2002) believe that the **level of aid should be linked to recipient countries efforts to encouraging and sustaining democracy** (74%). 54% believe that development aid contributes to making countries more democratic.

Citizens firmly believe that the principle that **aid can take any form except armaments should apply** with as many as 78% confirming their agreement. As many as one in two tend to be of the opinion that EU development aid contributes to containing regional conflicts. 47% believe that the EU has to continue to provide development aid, even to countries linked to international terrorism, although mixed feelings are observed across Member States, with low agreement levels in Portugal and Hungary (both 31%).

**Geographical proximity** is generally privileged for helping poor countries to develop. 66% of EU citizens believe that the United States is best placed to help Latin America to develop while a relative majority of 39% consider that Japan is best placed to help poor people in Asia to develop. When it comes to Africa, one in two EU citizens favours Europe for helping its poor to develop. However, this average result for the 25 Member States masks a difference in opinion between the EU-15 group (55%) and the new Member States (31%).

**AIDS and other diseases (36%) and education in developing countries (35%) emerge as the areas where citizens feel that EU development aid can be most effective.** In other words, the Millennium Development Goals focused on halting HIV/AIDS and other diseases (goal 6) and the achievement of universal primary education (goal 2) are where citizens believe that EU development aid can make the most significant difference.



# **TECHNICAL NOTE**



## SPECIAL EUROBAROMETER N°222 « Attitudes towards Development Aid » TECHNICAL SPECIFICATIONS

Between 22<sup>nd</sup> November and 19<sup>th</sup> December 2004, the TNS Opinion & Social, a consortium created between Taylor Nelson Sofres and EOS Gallup Europe, carried out wave 62.2 of the EUROBAROMETER, on request of the EUROPEAN COMMISSION, Directorate-General Press and Communication, Opinion Polls.

The SPECIAL EUROBAROMETER N°222 is part of wave 62.2 and covers the population of the respective nationalities of the European Union member States, resident in each of the Member States and aged 15 years and over. The basic sample design applied in all Member States is a multi-stage, random (probability) one. In each EU country, a number of sampling points was drawn with probability proportional to population size (for a total coverage of the country) and to population density.

In order to do so, the sampling points were drawn systematically from each of the "administrative regional units", after stratification by individual unit and type of area. They thus represent the whole territory of the countries surveyed according to the EUROSTAT NUTS 2 (or equivalent) and according to the distribution of the resident population of the respective EU-nationalities in terms of metropolitan, urban and rural areas. In each of the selected sampling points, a starting address was drawn, at random. Further addresses were selected as every Nth address by standard random route procedures, from the initial address. In each household, the respondent was drawn, at random (following the *closest birthday rule*). All interviews have been conducted face-to-face in people's home and in the appropriate national language. As far as the data capture is concerned, CAPI (*Computer Assisted Personal Interview*) was used in those countries where this technique was available.

ABREVIATIONS	COUNTRIES	INSTITUTES	N° INTERVIEWS	FIELDWORK DATES	POPULATION 15+
AT	Austria	Österreichisches Gallup-Institute	1.030	30-11 / 19-12-2004	6.679.444
BE	Belgium	TNS Dimarso	1.011	01-12 / 19-12-2004	8.598.982
DK	Denmark	TNS Gallup DK	1.011	29-11 / 19-12-2004	4.380.063
FR	France	TNS Sofres	1.004	27-11 / 19-12-2004	44.010.619
FI	Finland	TNS Gallup OY	1.028	26-11 / 19-12-2004	4.279.286
DE	Germany	TNS Infratest	1.533	26-11 / 14-12-2004	64.174.295
EL	Greece	TNS ICAP	1.000	27-11 / 18-12-2004	8.674.230
UK	United Kingdom	TNS UK	1.366	26-11 / 19-12-2004	47.685.578
IE	Ireland	TNS MRBI	1.000	26-11 / 19-12-2004	3.089.775
IT	Italy	TNS Abacus	1.005	02-12 / 19-12-2004	49.208.000
LU	Luxembourg	TNS ILReS	510	25-11 / 16-12-2004	367.199
NL	The Netherlands	TNS NIPO	1.016	22-11 / 15-12-2004	13.242.328
PT	Portugal	TNS EUROTESTE	1.000	01-12 / 19-12-2004	8.080.915
ES	Spain	TNS Demoscopia	1.045	24-11 / 18-12-2004	35.882.820
SE	Sweden	TNS GALLUP	1.009	24-11 / 14-12-2004	7.376.680
CY	Rep. Of Cyprus	Synovate	500	01-12 / 17-12-2004	552.213
CZ	Czech Rep.	TNS Aisa	1.120	26-11 / 13-12-2004	8.571.710
EE	Estonia	Emor	1.000	01-12 / 17-12-2004	887.094
HU	Hungary	TNS Hungary	1.000	25-11 / 18-12-2004	8.503.379
LV	Latvia	TNS Baltic Data House	1.000	27-11 / 19-12-2004	1.394.351
LT	Lithuania	TNS Gallup Lithuania	1.004	27-11 / 15-12-2004	2.803.661
MT	Malta	MISCO	500	24-11 / 16-12-2004	322.917
PL	Poland	TNS OBOP	1.000	29-11 / 17-12-2004	31.610.437
SK	Slovakia	TNS AISA SK	1.307	26-11 / 17-12-2004	4.316.438
SI	Slovenia	RM PLUS	1.000	29-11 / 19-12-2004	1.663.869
TOTAL			24.999	22-11 / 19-12-2004	366.356.283

For each country a comparison between the sample and the universe was carried out. The Universe description was derived from Eurostat population data or from national statistics offices. For all EU member-countries a national weighting procedure, using marginal and intercellular weighting, was carried out based on this Universe description. As such in all countries, gender, age, region and size of locality were introduced in the iteration procedure. For international weighting (i.e. EU averages), TNS Opinion & Social applies the official population figures as provided by EUROSTAT or national statistic offices. The total population figures for input in this post-weighting procedure are listed above.

Readers are reminded that survey results are estimations, the accuracy of which, everything being equal, rests upon the sample size and upon the observed percentage. With samples of about 1,000 interviews, the real percentages vary within the following confidence limits:

<b>Observed percentages</b>	10% or 90%	20% or 80%	30% or 70%	40% or 60%	50%
<b>Confidence limits</b>	± 1.9 points	± 2.5 points	± 2.7 points	± 3.0 points	± 3.1 points

# **QUESTIONNAIRE**



**A** your survey number

--	--	--	--	--

EB62.1 A

**B** country code

--	--

EB62.1 B

**C** our survey number

--	--	--

EB62.1 C

**D** Interview number

--	--	--	--	--	--

EB62.1 D

ASK ITEM 26 ONLY IN BULGARIA

ASK ITEM 27 ONLY IN ROMANIA

Q1 What is your nationality? Please tell me the country(ies) that applies(y).

(MULTIPLE ANSWERS POSSIBLE)

Belgium	1,
Denmark	2,
Germany	3,
Greece	4,
Spain	5,
France	6,
Ireland	7,
Italy	8,
Luxembourg	9,
Netherlands	10,
Portugal	11,
United Kingdom (Great Britain, Northern Ireland)	12,
Austria	13,
Sweden	14,
Finland	15,
Cyprus (South)	16,
Czech Republic	17,
Estonia	18,
Hungary	19,
Latvia	20,
Lithuania	21,
Malta	22,
Poland	23,
Slovakia	24,
Slovenia	25,
Bulgaria	26,
Romania	27,
Other countries	28,
DK	29,

EB62.1 Q1 MODIFIED

IF "OTHER" or" DK" IN Q1 THEN CLOSE INTERVIEW

ASK D15b ONLY IF NOT DOING ANY PAID WORK CURRENTLY - CODE 1 TO 4 IN D15a

D15a What is your current occupation?

D15b Did you do any paid work in the past? What was your last occupation?

	D15a CURRENT OCCUPATION	D15b LAST OCCUPATION
<b>NON-ACTIVE</b>		
Responsible for ordinary shopping and looking after the home, or without any current occupation, not working	1	
Student	2	
Unemployed or temporarily not working	3	
Retired or unable to work through illness	4	
<b>SELF EMPLOYED</b>		
Farmer	5	5
Fisherman	6	6
Professional (lawyer, medical practitioner, accountant, architect, etc.)	7	7
Owner of a shop, craftsmen, other self-employed person	8	8
Business proprietors, owner (full or partner) of a company	9	9
<b>EMPLOYED</b>		
Employed professional (employed doctor, lawyer, accountant, architect)	10	10
General management, director or top management (managing directors, director general, other director)	11	11
Middle management, other management (department head, junior manager, teacher, technician)	12	12
Employed position, working mainly at a desk	13	13
Employed position, not at a desk but travelling (salesmen, driver, etc.)	14	14
Employed position, not at a desk, but in a service job (hospital, restaurant, police, fireman, etc.)	15	15
Supervisor	16	16
Skilled manual worker	17	17
Other (unskilled) manual worker, servant	18	18
<b>NEVER DID ANY PAID WORK</b>		19

EB62.1 D15a D15b

Now, thinking about the attitudes towards Development aid

QC1 In your opinion, is it very important, fairly important, not very important or not at all important to help people in poor countries in Africa, Latin America, Asia, etc. to develop?

(READ OUT - ONE ANSWER ONLY)

Very important	1
Fairly important	2
Not very important	3
Not at all important	4
DK	5

EB58.2 Q73a

QC2 Have you heard of the Millennium Development Goals?

(ONE ANSWER ONLY)

Yes	1
No	2

EB62.2 NEW

**QC3** In the year 2000, heads of State and Government representing all countries in the world agreed to achieve a number of goals to improve the lives of people in developing countries by the year 2015. These are called the Millennium Development Goals. I am now going to read you these goals. For each goal, please tell me how likely you think that it will be achieved by 2015.

(SHOW CARD)

(READ OUT)	DEFINITELY	PROBABLY	PROBABLY NOT	DEFINITELY NOT	DK
------------	------------	----------	--------------	----------------	----

	(READ OUT)	DEFINITELY	PROBABLY	PROBABLY NOT	DEFINITELY NOT	DK
1	Reduce extreme poverty and hunger	1	2	3	4	5
2	Achieve universal primary education	1	2	3	4	5
3	Promote gender equality and empower women	1	2	3	4	5
4	Reduce child mortality	1	2	3	4	5
5	Reduce the number of women who die as a result of child birth	1	2	3	4	5
6	Combat HIV/AIDS, malaria and other diseases	1	2	3	4	5
7	Ensure a sustainable environment	1	2	3	4	5
8	Develop fairer access to wealthy countries' markets for developing countries	1	2	3	4	5
9	Increase development aid to countries committed to reducing poverty	1	2	3	4	5
10	Cancel developing countries' debts to wealthy countries	1	2	3	4	5

EB62.2 NEW

**QC4** Here is a list of possible actions which our Government could undertake to help developing countries achieve the Millennium Development Goals. Please tell me, which of these actions is, in your opinion, the most important, the second most important and the third most important.

(SHOW CARD - ONLY ONE ANSWER PER COLUMN - IF "NONE" OR "DK" IN QC4a, DO NOT ASK QC4b AND QC4c AND GO TO QC5 - IF "NONE" OR "DK" IN QC4b, DO NOT ASK QC4c AND GO TO QC5)

(READ OUT)	QC4a	QC4b	QC4c
	FIRSTLY	SECONDLY	THIRDLY
Cancel developing countries' debts to (OUR COUNTRY)	1	1	1
Promote more private investments in developing countries	2	2	2
Reduce the possibility of armed conflict and war	3	3	3
Increase development aid to countries committed to poverty reduction to meet internationally agreed aid targets	4	4	4
Provide training and technical expertise to developing countries	5	5	5
Make sure that developing countries get fairer access to European markets for their agricultural, fishery and textile products	6	6	6
Implement international environment agreements	7	7	7
None of these (SPONTANEOUS)	8	8	8
DK	9	9	9

EB62.2 NEW

**QC5** Do you think the (NATIONALITY) Government helps poor people in Africa, Latin America, Asia, etc. to develop? We are not talking here about humanitarian aid (that is assistance provided in emergency situations like war, famine, etc.), but about development aid.

(ONE ANSWER ONLY)

Yes	1
No	2
DK	3

EB58.2 Q74a

**QC6** Do you think that the share of its budget that the (NATIONALITY) Government dedicates to development aid is...?

(READ OUT - ONE ANSWER ONLY)

too big	1
too small	2
about right	3
DK	4

EB62.2 NEW

**QC7** And do you think that the European Commission helps poor people in Africa, Latin America, Asia, etc. to develop?

(ONE ANSWER ONLY)

Yes	1
No	2
DK	3

EB58.2 Q75a MODIFIED

IF "YES", CODE 1 IN QC7

**QC8** The European Commission has devoted 8% of its budget in 2003 to development aid in Africa, Latin America, Asia, etc. Do you think that, this share is...?

(READ OUT - ONE ANSWER ONLY)

too big	1
too small	2
about right	3
DK	4

EB62.2 NEW

ASK ALL EXCEPT IN BULGARIA AND ROMENIA

QC9 Thinking about development aid provided by the (NATIONALITY) Government, is this aid making any difference to improving the lives of poor people in developing countries (Africa, Latin America, Asia, etc.)?

(ONE ANSWER ONLY)

- Yes 1
- No 2
- DK 3

EB58.2

QC10 Who, do you think, is best placed to help poor people in ... to develop?

(SHOW CARD - ONE ANSWER PER LINE)

(READ OUT)	EUROPE	THE UNITED STATES	JAPAN	ANOTHER COUNTRY	DK
------------	--------	-------------------	-------	-----------------	----

1	Africa	1	2	3	4	5
2	Latin America	1	2	3	4	5
3	Asia	1	2	3	4	5

EB58.2 Q77a MODIFIED

IF "UNITED STATES", "JAPAN" OR "ANOTHER COUNTRY", CODE 2, 3 OR 4 IN QC10

QC11 From this list, why do you think is Europe less well placed than the United States or Japan or another country to help poor people in Africa?

(SHOW CARD - READ OUT - MULTIPLE ANSWERS POSSIBLE)

They (the United States, Japan or another country) are wealthier, stronger than Europe	1,
They (the United States, Japan or another country) have a greater economic interest in Africa than does Europe	2,
They (the United States, Japan or another country) have a greater political interest in Africa than does Europe	3,
They (the United States, Japan or another country) take advantage of poor countries	4,
They (the United States, Japan or another country) are more involved in foreign affairs	5,
The United States has more political and economic relationships with developing countries in Africa	6,
There are also poor regions in Europe which should be helped first	7,
Europe is neither united enough nor developed enough to help Africa	8,
Europe is too small to help Africa	9,
Europe has never been interested in helping Africa	10,
Europe has done enough to help Africa	11,
Other reasons (SPONTANEOUS)	12,
DK	13,

EB58.2 Q77d MODIFIED

ASK ALL EXCEPT IN BULGARIA AND ROMENIA

QC12 In which 3 areas can European Union development aid be the most effective?

(SHOW CARD - READ OUT - MAX. 3 ANSWERS)

Drugs	1,
Overpopulation	2,
Controlling legal or illegal immigration	3,
Development of a sustainable environment and managing natural resources	4,
AIDS and other diseases	5,
Trade development	6,
Education in developing countries	7,
Reducing inequality between men and women in developing countries	8,
Quality of social services in the developing countries	9,
Development of the private sector and of foreign investment in developing countries	10,
Respecting human rights in developing countries	11,
Reducing poverty in developing countries	12,
Reducing the gap between the developing countries and ours from the point of view of access to new technologies	13,
Unemployment in (OUR COUNTRY)	14,
Terrorism	15,
None of these (SPONTANEOUS)	16,
DK	17,

EB58.2 Q78 MODIFIED

**QC13** For each of the following statements, could you please tell me if you tend to agree or disagree.

(SHOW CARD)

	(READ OUT)	TEND TO AGREE	TEND TO DISAGREE	DK
1	Development aid provided by the European Union contributes to contain regional conflicts	1	2	3
2	Development aid provided by the European Union contributes to making benefiting countries more democratic	1	2	3
3	The European Union has to continue to provide development aid, even to countries linked to international terrorism	1	2	3
4	The level of aid provided has to be linked to meeting sustainable development targets in these countries	1	2	3
5	The level of aid has to be linked to the efforts these countries make to encourage and sustain democracy	1	2	3
6	Development aid provided by the European Union can take any form except supplying armaments	1	2	3

EB58.2 Q79

DEMOGRAPHICS

ASK ALL

D1 In political matters people talk of "the left" and "the right". How would you place your views on this scale?

(SHOW CARD) - (INT.: DO NOT PROMPT - IF CONTACT HESITATES, TRY AGAIN)

LEFT										RIGHT	
1	2	3	4	5	6	7	8	9	10		

Refusal 11

DK 12

EB62.1 D1

NO QUESTIONS D2 TO D6

D7 Could you give me the letter which corresponds best to your own current situation?

(SHOW CARD - READ OUT - ONE ANSWER ONLY)

Married	1
Remarried	2
Unmarried, currently living with partner	3
Unmarried, having never lived with a partner	4
Unmarried, having previously lived with a partner, but now on my own	5
Divorced	6
Separated	7
Widowed	8
Other (SPONTANEOUS)	9
Refusal (SPONTANEOUS)	10

EB62.1 D7

D8 How old were you when you stopped full-time education?

(INT.: IF "STILL STUDYING", CODE '00' - IF "NO FULL-TIME EDUCATION", CODE '98' - IF "DK", CODE '99')

EB62.1 D8

NO QUESTION D9

D10 Gender.

Male	1
Female	2

EB62.1 D10

D11 How old are you?

<input type="text"/>	<input type="text"/>
----------------------	----------------------

EB62.1 D11

NO QUESTION D12 TO D14

D15a & D15b ASKED AFTER Q1

NO QUESTIONS D16 TO D24

D25 Would you say you live in a...?

(READ OUT)

rural area or village	1
small or middle sized town	2
large town	3
DK	4

EB62.1 D25

NO QUESTIONS D26 TO D39

D40a Could you tell me how many people aged 15 years or more live in your household, yourself included?

(INT.: READ OUT - WRITE DOWN - PLEASE NOTE THAT ANSWER '00' IS NOT ALLOWED)

<input type="text"/>	<input type="text"/>
----------------------	----------------------

EB62.1 D40a

D40b Could you tell me how many children less than 10 years old live in your household

(INT.: READ OUT - WRITE DOWN - IF "NONE" PLEASE CODE '00')

--	--

EB62.1 D40b

D40c Could you tell me how many children aged 10 to 14 years old live in your household?

(INT.: READ OUT - WRITE DOWN - IF "NONE", PLEASE CODE '00')

--	--

EB62.1 D40c

D41 You personally, were you born...?

SHOW CARD - READ OUT - ONE ANSWER ONLY)

in (OUR COUNTRY)	1
in another member country of the European Union	2
in Europe, but not in a member country of the European Union	3
in Asia, in Africa or in Latin America	4
in Northern America, in Japan or in Oceania	5
Refusal (SPONTANEOUS)	6

EB62.1 D41

DO NOT ASK ITEM 4 in BG and RO

D42 Which of these proposals corresponds to your situation?

(SHOW CARD - READ OUT - ONE ANSWER ONLY)

Your mother and your father were born in (OUR COUNTRY)	1
One of your parents was born in (OUR COUNTRY) and the other was born in another Member State of the European Union	2
Your mother and your father were born in another Member State of the European Union	3
At least one of your parents was born outside of the European Union	4
DK/Refusal (SPONTANEOUS)	5

EB62.1 D42

D43a	Fixed telephone available in the household?
------	---

D43b	Mobile telephone available in the household?
------	--

	D43a	D43b
	Fixed	Mobile
Yes	1	1
No	2	2

EB62.1 D43a D43b
------------------

INTERVIEW PROTOCOLE

P1 DATE OF INTERVIEW

<input type="text"/>	<input type="text"/>	DAY	<input type="text"/>	<input type="text"/>	MONTH
----------------------	----------------------	-----	----------------------	----------------------	-------

EB62.1 P1

P2 TIME OF THE BEGINNING OF THE INTERVIEW

(INT.:USE 24 HOUR CLOCK)

<input type="text"/>	<input type="text"/>	HOUR	<input type="text"/>	<input type="text"/>	MINUTES
----------------------	----------------------	------	----------------------	----------------------	---------

EB62.1 P2

P3 NUMBER OF MINUTES THE INTERVIEW LASTED

<input type="text"/>	<input type="text"/>	MINUTES
----------------------	----------------------	---------

EB62.1 P3

P4 Number of persons present during the interview, including interviewer

Two (interviewer and respondent)	1
Three	2
Four	3
Five or more	4

EB62.1 P4

P5 Respondent cooperation

Excellent	1
Fair	2
Average	3
Bad	4

EB62.1 P5

P6 Size of locality

(LOCAL CODES)

<input type="text"/>	<input type="text"/>
----------------------	----------------------

EB62.1 P6

P7 Region

(LOCAL CODES)

--	--

EB62.1 P7

P8 Postal code

--	--	--	--	--	--	--	--	--	--

EB62.1 P8

P9 Sample point number

--	--	--	--	--	--	--	--	--	--

EB62.1 P9

P10 Interviewer number

--	--	--	--	--	--	--	--	--	--

EB62.1 P10

P11 Weighting factor

--	--	--	--	--	--	--	--	--	--

EB62.1 P11

ASK ONLY in LU, BE, ES, FI, EE, LV and MT

P13 Language of interview

Language 1	1
Language 2	2
Language 3	3

EB62.1 P13