



# EWROBAROMETRU 71

OPINJONI PUBBLIKA FL-UNJONI EWROPEA

## REBBIEGĦA 2009

### RAPPORT NAZZJONALI MALTA

Dan l-istħarriġ kien koordinat u sar fuq talba tad-Direttorat Ġenerali Komunikazzjoni.

Dan ir-rapport inkiteb għall-Kummissjoni Ewropea – Rappreżentanza f'Malta.

Dan id-dokument ma jirrapreżentax il-fehmiet tal-Kummissjoni Ewropea.  
L-interpretazzjonijiet u l-opinjoni jiet huma ta' l-awturi.

## Table of Contents

|  |           |
|--|-----------|
| <b>Introduction</b>                                      | <b>1</b>  |
| <b>1. State of opinion</b>                               | <b>5</b>  |
| 1.1 Life Satisfaction                                    | 5         |
| 1.2 General feelings and expectations                    | 8         |
| 1.3 Important issues                                     | 14        |
| 1.4 Are things going in the right direction?             | 17        |
| <b>2. The European Union</b>                             | <b>18</b> |
| 2.1 Image of the European Union                          | 18        |
| 2.2 What the EU means to the general public              | 22        |
| 2.3 The Euro and the European Union enlargement          | 25        |
| 2.4 Decision making at European level                    | 27        |
| 2.5 Performance of the European Union                    | 30        |
| 2.6 European Integration                                 | 32        |
| 2.7 The European Union presidency                        | 35        |
| 2.8 European and National Institutions                   | 36        |
| <b>3. The EU, the World and Globalisation</b>            | <b>40</b> |
| 3.1 A country's overall power and influence in the world | 40        |
| 3.2 Globalisation  | 42        |
| 3.3 Economic Situation                                   | 44        |
| <b>4. Values of Europeans</b>                            | <b>46</b> |
| 4.1 Societal values and beliefs                          | 46        |
| 4.2 Financial priorities                                 | 48        |
| <b>5. Human Rights</b>                                   | <b>49</b> |
| <b>6. Identity</b>                                       | <b>51</b> |
| <b>7. The European Union and the future</b>              | <b>53</b> |
| <b>8. Immigration</b>                                    | <b>56</b> |
| <b>9. The Social System</b>                              | <b>58</b> |

ANNEX I - Eurobarometer "Standard" 71 – Technical Specifications

ANNEX II - The Questionnaire

## INTRODUCTION

The report covers the results from Wave 71 of the Standard Eurobarometer. The fieldwork was carried out between 12 June 2009 and 29 June 2009 just after the European Parliament elections which were held in the 27 member states of the European Union. The report covers a number of topics which reflect the current state of affairs in Europe. These include socio-economic indicator questions, the general perception on the European Union, globalisation, values, human rights, identity, the European Union and the future, and the national social system. A summary of the most important results in Maltese is presented first followed by Malta's report in English.

## SOMMARJU EŻEKUTTIV

### L-Opinjoni Ġenerali

Il-maġġoranza tal-Maltin (82 fil-mija) huma sodisfatti bil-mod kif qed jgħixu, filwaqt li 77 fil-mija tal-Ewropej huma sodisfatti bil-ħajja li qegħdin jgħixu. Il-livell ta' edukazzjoni u l-eta' tal-partecipanti huma fatturi maġġuri li jinfluwenzaw is-sodisfazzjon tal-ħajja tal-Maltin.

Il-partecipanti f'Malta għandhom aspettattivi aħjar għat-tnax-il xahar li ġejjin mill-bqija tal-Unjoni Ewropea. Il-Maltin għandhom aspettattivi aħjar fuq il-ħajja ġenerali, is-sitwazzjoni ekonomika nazzjonali, is-sitwazzjoni tal-impjiegi f'Malta u s-sitwazzjoni ekonomika fl-Ewropa u fid-dinja. Il-Maltin huma inqas ottimisti fuq is-sitwazzjoni tal-impjeg prezenti tagħhom.

Kwazi nofs il-partecipanti Maltin (49 fil-mija) poġġew l-immigrazzjoni bħala l-kwistjoni ewlenija li Malta qed tiffaċja bħalissa. Il-persentaġġ huwa sinjifikament ogħla mill-bqija tal-Ewropa – b'differenza ta' 40 punt percentwali. L-għoli tal-prezzijiet u inflazzjoni jinsabu fit-tieni post, imsemmija minn 40 fil-mija tal-partecipanti Maltin. Min-naħa l-oħra l-Ewropej poġġew il-qgħad (49 fil-mija) u s-sitwazzjoni ekonomika (42 fil-mija) bħala l-iktar żewġ temi ta' sfida għalihom.

Skond dan l-istħarriġ, b'mod ġenerali l-Ewropej għandhom opinjoni negattiva fuq il-mod kif sejrin l-affarijiet f'pajjiżhom għalkemm il-Maltin qed iħarsu lejn l-affarijiet b'mod kemmxejn iktar pożittiv (34 fil-mija ikkumparat ma' medja ta' 27 fil-mija tal-pajjiżi fl-Unjoni Ewropea). Madankollu il-perspettiva lokali marret għall-aġħar meta tqisha ma' sena ilu fejn 56 fil-mija tal-partecipanti ħassew li f'Malta l-affarijiet mexjin fid-direzzjoni t-tajba.

## L-Unjoni Ewropea

Iktar min-nofs il-Maltin li ġew intervistati (57 fil-mija) huma favur il-fatt li Malta ssieħbet fl-Unjoni Ewropea. F'dawn l-aħħar sitt xhur, il-perspettiva dwar l-Unjoni Ewropea tgiebet, u b'hekk il-persentaġġ żdied bi 11-il punt (minn 46 fil-mija għal 57 fil-mija). Fuq l-istess suġġett 67 fil-mija jaħsbu li Malta bbenefikat billi saret parti tal-Unjoni Ewropea.

51 fil-mija tal-Maltin għandhom opinjoni pożittiva dwar l-Unjoni Ewropea filwaqt 31 fil-mija għandhom opinjoni newtrali (la pożittiva u lanqas negattiva) tal-Unjoni Ewropea. Għall-maġġoranza tal-Maltin, l-Unjoni Ewropea tfisser libertà li ssiefer, tistudja u taħdem kullimkien fl-Unjoni Ewropea (51 fil-mija), lehen aktar b'saħħtu fid-dinja (36 fil-mija) u li taddotta l-Ewro (30 fil-mija).

F'dan l-istħarriġ l-Ewropej ġew mistoqsija jekk għandhomx tendenza li jafdaw jew ma jafdawx numru ta' entitajiet Ewropej: Il-Parlament Ewropew, Il-Kummissjoni Ewropea u l-Bank Ċentrali Ewropew. Iċ-ċittadini Maltin jafdawhom iktar lil dawn l-entitajiet mill-medja Ewropea. Il-Parlament Ewropew huwa l-istituzzjoni li l-aktar igawdi fiduċja kemm fost il-Maltin kif ukoll fost l-Ewropej b'mod ġenerali.

## L-UE, id-dinja u l-globalizzazzjoni

Il-Maltin huma tal-fehema li l-globalizzazzjoni hi opportunita għat-tkabbir ekonomiku u mhux bilfors twassal għal inegwaljanzi soċjali. L-opinjoni ġenerali tal-medja Ewropea hi kemmxejn differenti. Il-perċezzjoni hi li l-globalizzazzjoni toħloq il-ħtieġa ta' liġijiet komuni fuq livell dinji. Il-Maltin huma ukoll tal-opinjoni li l-globalizzazzjoni tirrappreżenta opportunita' tajba għall-kumpaniji Maltin grazzi għal ftuħ tas-swieq. Il-Maltin huma ukoll tal-opinjoni li l-Unjoni Ewropea tgħin biex ttiproteġi liċ-ċittadini Ewropej mill-effetti negattivi tal-globalizzazzjoni u tgħin liċ-ċittadini Ewropej jibbenefikaw aktar mill-effetti pożittivi tal-globalizzazzjoni.

Analizi oħra turi li skond il-partecipanti Maltin iż-żewġ miżuri li għandhom jingħataw l-iktar prijorità mill-Unjoni Ewropea biex tgħin in-nies jegħlbu l-effetti tal-kriżi finanzjarja u ekonomika huma l-ewwel li ttiprovdi appoġġ lil min jinsab bla xogħol (45 fil-mija) u t-tieni billi tinvesti fl-edukazzjoni, taġġrif u riċerka (28 fil-mija). Il-medja tal-Istati Membri jagħtu iktar importanza li tingħata għajjnuna lin-negozji żgħar u medji (37 fil-mija).

## **Il-Valuri tal-Ewropej**

Il-partecipanti ġew mitluba biex jindikaw aspetti li s-soċjetà tagħna għandha tagħmel enfasi fuqhom sabiex tindirizza sfidi globali kbar. Il-Maltin poġġew il-protezzjoni tal-ambjent bħala l-ewwel prijorità (43 fil-mija – 7 punti iktar mill-medja Ewropea), filwaqt li l-Ewropej b'mod ġenerali taw iktar importanza lill-ugwaljanza soċjali u s-solidarjetà (45 fil-mija – 9 punti iktar minn Malta).

## **Drittijiet Umani**

Dwar id-drittijiet umani, il-Maltin enfasizzaw li t-tliet kwistjonijiet ewlenin li għandhom ikunu ta' prijorità' għall-politka barranija tal-Unjoni Ewropea huma d-drittijiet tat-tfal (58 fil-mija), il-ġlieda kontra t-traffikar tal-bnedmin (44 fil-mija) u d-drittijiet tan-nisa (32 fil-mija). Il-medja Ewropea hi ta' l-istess fehma.

## **Identità**

L-Ewropej identifikaw żewġ elementi importanti sabiex jiffurmaw identità Ewropea. Nofs il-partecipanti Maltin (50 fil-mija) iħossu li l-valuri demokratiċi huma importanti kif ukoll il-livell għoli ta' protezzjoni soċjali (31 fil-mija). Il-medja tal-Istati Membri ukoll turi li l-valuri demokratiċi huma importanti biex jiffurmaw identità Ewropea (31 fil-mija), flimkien mal-ġeografija (25 fil-mija).

## **L-Unjoni Ewropea u l-futur**

Il-partecipanti ta' dan l-istħarriġ kienu mistoqsija kif jimmaġinaw lilhom infushom fi żmien għoxrin sena. In-numru ta' partecipanti Maltin li jimmaġinaw il-ħajja iktar diffiċli fl-2030 (40 fil-mija) huma ikbar minn dawk li jaħsbu li ser issir iktar faċli (25 fil-mija). Il-Maltin jaħsbu ukoll li fl-2030, l-Ewropej ser jgħixu f'soċjetà fejn iktar importanza ser tingħata lill-ekonomija milli l-ambjent, lis-solidarjetà minflok l-individwalizmu, ix-xogħol iktar mid-divertiment u l-ordni minflok l-liberta' individwali.

**Is-Sistema Soċjali**

Kważi tlieta minn kull ħames parteċipanti (59 fil-mija) huma pożittivi li fil-futur ser jġu pprovduti bl-għajnuna xierqa u kura fit-tul jekk ikun hemm bżonn. Skond il-maġġoranza tal-Maltin, is-sistema tas-sigurtà soċjali f'Malta tipprovdni protezzjoni wiesgħa biżżejjed (54 fil-mija) kif ukoll tista' sservi ta' mudell għal pajjiżi oħra (36 fil-mija). Fuq nota negattiva, 62 fil-mija tal-parteeipanti jaħsbu li s-sistema Maltija tiswa wisq flus lis-soċjetà.

## **1. STATE OF OPINION**

### **1.1 Life Satisfaction**

People in Europe are asked socio-economic indicator questions on a regular basis. These questions essentially relate to aspects of their life in general, the current situation within their country and their future expectations.

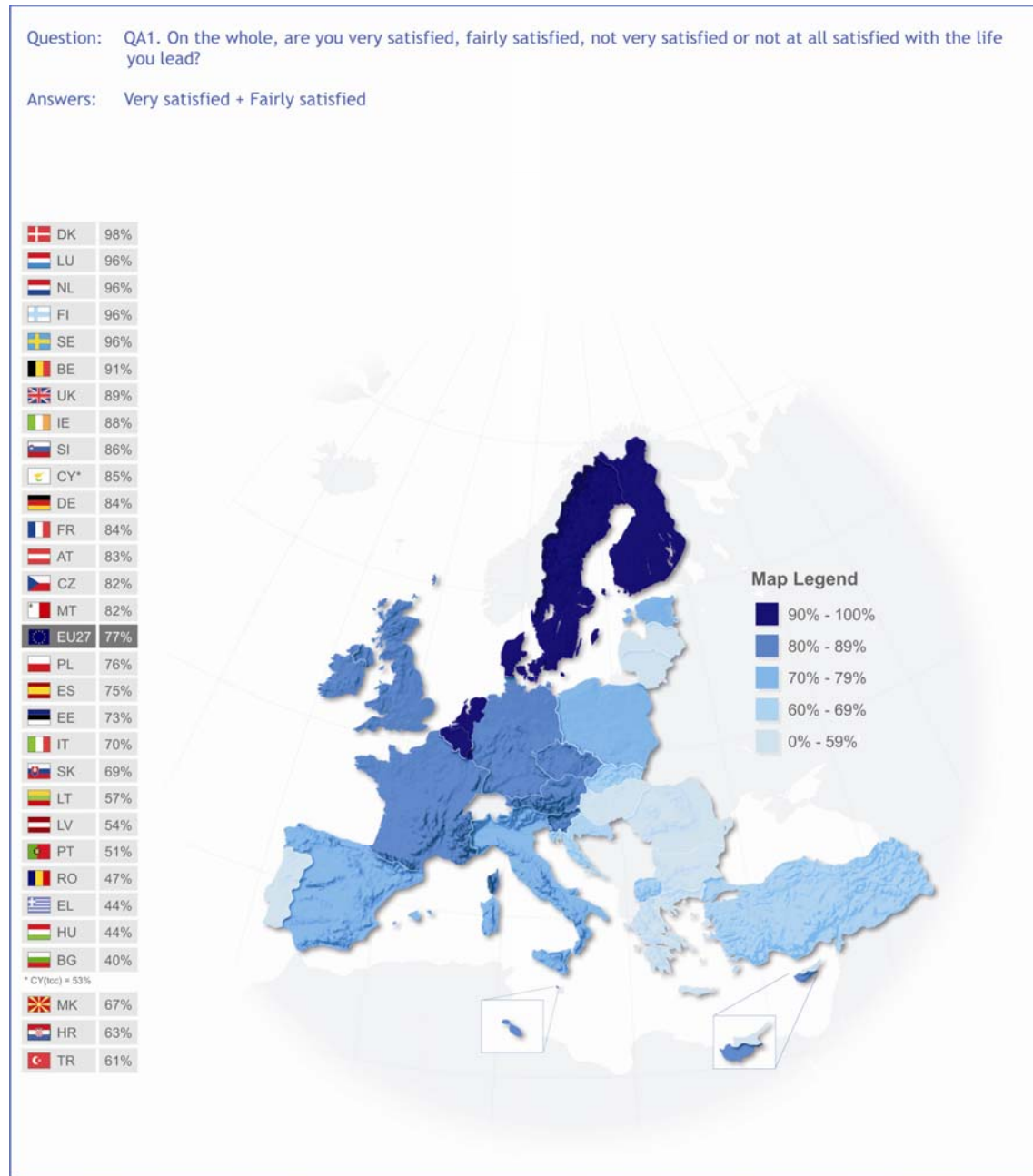
The level of life satisfaction among the citizens of the 27 EU<sup>1</sup> Member States is considerably high with 77 per cent saying that they are satisfied with the life they lead. In Malta this is even higher as it stands at 82 per cent (5 points higher than the EU27<sup>2</sup> average) with 35 per cent of the respondents stating that they are very satisfied and 47 per cent stating that they are fairly satisfied with their life. Life satisfaction in Malta has been higher than the European average for a number of years.

---

<sup>1</sup> European Union

<sup>2</sup> The 27 European Member States

**Figure 1 – Life Satisfaction**



In Malta, people of a younger age (24 years and younger) and those who are still studying are by and large very pleased with their life - 90 per cent and 89 per cent respectively. There is also a considerable difference when comparing people of different educational backgrounds. Persons that have stayed longer in education have a higher level of life satisfaction than persons that have only done compulsory education. 93 per cent of the respondents who are or have been in education at the age of 20 and beyond have shown that they are more satisfied with their lives, compared to 69 per cent that have been in education until the age of 15 or less.

## 1.2 General feelings and Expectations

### *The Current Situation*

Europeans were asked to judge the current situation of their local economy together with the European and the rest of the world's economy. Moreover, an analysis of their personal job situation, their household's financial situation, the local employment situation and the local environment situation was also undertaken. The views of the Maltese and the 27 EU Member States are illustrated in Table 1.

**Table 1 – General feelings**

|   |                 | GOOD | BAD | DON'T KNOW |
|---|-----------------|------|-----|------------|
| The National economic situation           | MT <sup>3</sup> | 32%  | 65% | 3%         |
|   | EU27            | 20%  | 78% | 2%         |
| The situation of the European economy     | MT              | 22%  | 67% | 11%        |
|   | EU27            | 23%  | 68% | 9%         |
| The situation of the economy in the world | MT              | 10%  | 82% | 8%         |
|   | EU27            | 15%  | 77% | 8%         |
| The financial situation of the household  | MT              | 63%  | 34% | 3%         |
|   | EU27            | 65%  | 33% | 2%         |
| Personal job situation                    | MT              | 58%  | 21% | 21%        |
|   | EU27            | 52%  | 27% | 21%        |
| The National employment situation         | MT              | 25%  | 67% | 8%         |
|   | EU27            | 13%  | 85% | 2%         |
| The National environment situation        | MT              | 33%  | 65% | 2%         |
|   | EU27            | 44%  | 52% | 4%         |

<sup>3</sup> MT stands for Malta - A Provisional code which does not prejudge in any way the definitive nomenclature for this country which will be agreed following the conclusion of negotiations currently taking place on this subject at the United Nations.

As shown in Table 1, the Maltese have a more positive opinion about the local economy than the average for the other 27 member states. Moreover their perception of the local economy is better than their perception about the EU and the world's economy. 32 per cent of the Maltese respondents perceive the local economic situation to be good, compared to an average of 20 per cent in the entire EU. 22 per cent of Maltese claim that the EU economy is in good shape compared to an average of 23 per cent for the whole of the EU, while 10 per cent of the Maltese claim that the economic situation in the rest of the world is good compared to an average of 15 per cent in the whole of the EU.

The perceptions of the Maltese about the financial situation of their household are at levels that are very similar to the EU average, with 63 per cent of Maltese describing the financial situation of their household as good, compared to 65 per cent for the whole of the EU. The Maltese are also more positive about their personal job situation and the local employment situation than the EU average; but are far more negative about the environment situation than the rest of the EU.

*Expectations for the next twelve months*

Europeans are asked on a regular basis to state their expectations for the next twelve months on aspects related to their lives in general, their households' financial situation as well as the economic and employment situation in their country. In this regard Malta emerges to be far more optimistic about the future than the rest of the EU. In Malta, with just one exception, for each aspect under review the number of respondents that have positive future expectations is greater than the number of respondents that have negative future expectations.

**Table 2 – Expectations for the next twelve months**

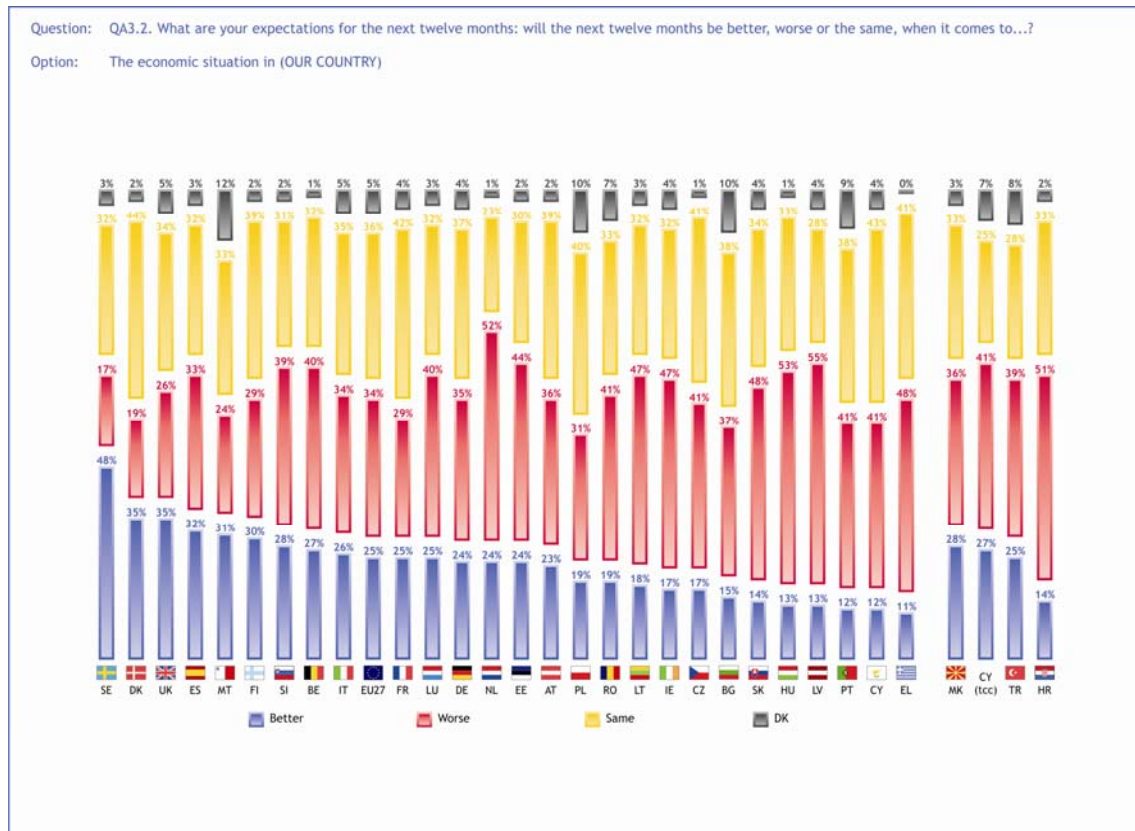
|   |             | BETTER | WORSE | SAME | DON'T KNOW |
|---|-------------|--------|-------|------|------------|
| <b>Your life in general</b>                         | <b>MT</b>   | 28%    | 13%   | 51%  | 8%         |
|   | <b>EU27</b> | 27%    | 14%   | 56%  | 3%         |
| <b>The National economic situation</b>              | <b>MT</b>   | 31%    | 24%   | 33%  | 12%        |
|   | <b>EU27</b> | 25%    | 34%   | 36%  | 5%         |
| <b>The financial situation of the household</b>     | <b>MT</b>   | 20%    | 17%   | 57%  | 6%         |
|   | <b>EU27</b> | 21%    | 18%   | 58%  | 3%         |
| <b>The National employment situation</b>            | <b>MT</b>   | 29%    | 29%   | 30%  | 12%        |
|   | <b>EU27</b> | 20%    | 44%   | 32%  | 4%         |
| <b>Personal job situation</b>                       | <b>MT</b>   | 16%    | 8%    | 61%  | 15%        |
|   | <b>EU27</b> | 19%    | 10%   | 59%  | 12%        |
| <b>The economic situation in the European Union</b> | <b>MT</b>   | 31%    | 18%   | 31%  | 20%        |
|   | <b>EU27</b> | 24%    | 28%   | 38%  | 10%        |
| <b>The economic situation in the world</b>          | <b>MT</b>   | 31%    | 23%   | 27%  | 19%        |
|   | <b>EU27</b> | 24%    | 30%   | 36%  | 10%        |

When asked about their “life in general”, the Maltese who expect it to improve (28 per cent) outnumber those who expect it to get worse (13 per cent), which is very similar to the EU27 average. However, the majority think that “life in general” is going to remain unaffected.

The percentage of Maltese who think that the economic situation in Malta is going to get better is at 31 per cent, while the EU average shows a more negative approach towards their national economy since only 25 per cent think it is going to improve.

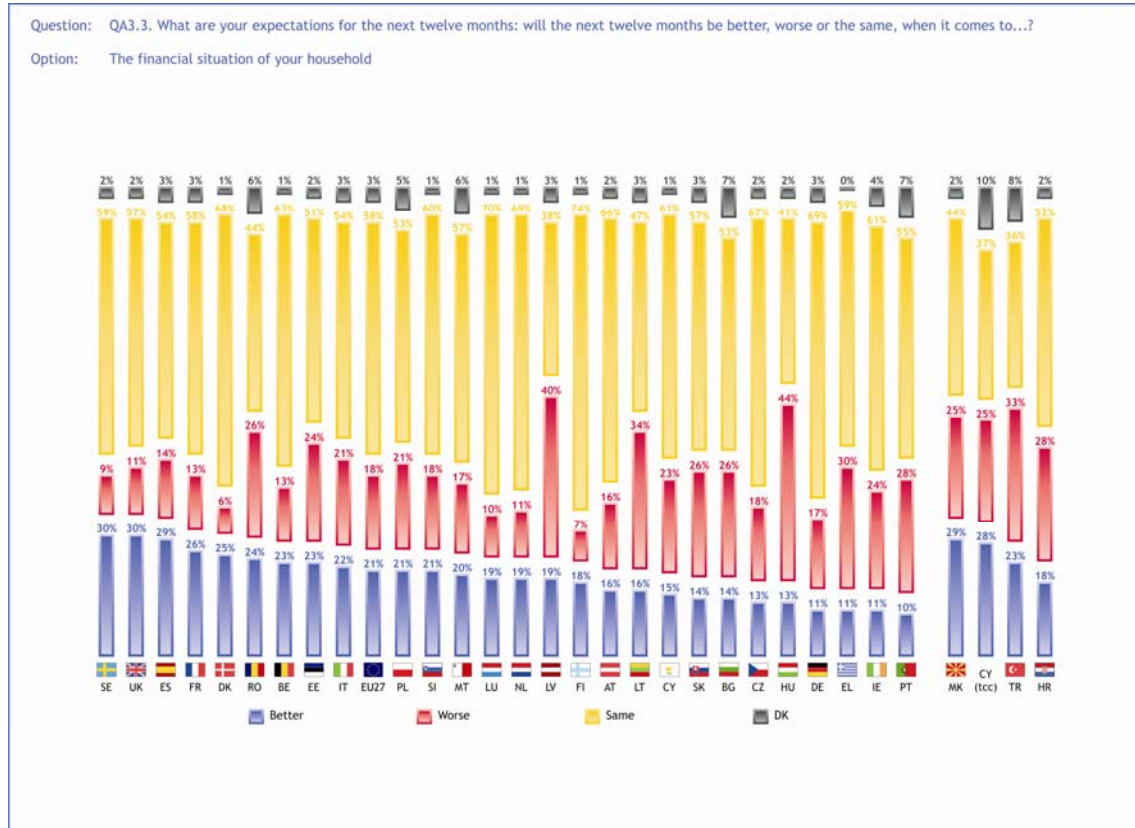
Similar results were obtained when asked about the economic situation in the European Union and in the world. 31 per cent of the Maltese citizens think that both the EU economic situation and the World's economic situation are going to get better. This is very positive when measuring it up with the EU27 perception which is 7 percentage points lower (24 per cent). The percentage of Maltese who were unable to tell whether the economic situation in the EU is going to get better or worse is significantly higher than the EU27 average – 20 per cent compared to 10 per cent. The same happened when asked about the economic situation in the world – 19 per cent compared to 10 per cent were unable to answer.

**Figure 2 – Expectations for the next twelve months – the local economic situation**



More than half of the Maltese interviewed (57 per cent) think that the financial situation of their household is going to remain the same in the next 12 months. Even better, the percentage of Maltese who think that their financial situation is going to get better (20 per cent) exceeds those who think that it is going to get worse (17 per cent). These results are very similar to the EU27 average.

**Figure 3 – Expectations for the next twelve months – the financial situation of your household**



The perception of the Maltese on the national employment situation is evenly spread among respondents who think that it is going to improve (29 per cent), respondents who think it is going to get worse (29 per cent) and those who think it is going to remain unchanged (40 per cent). This is the only area where in Malta the positive perceptions do not outnumber the negative perceptions.

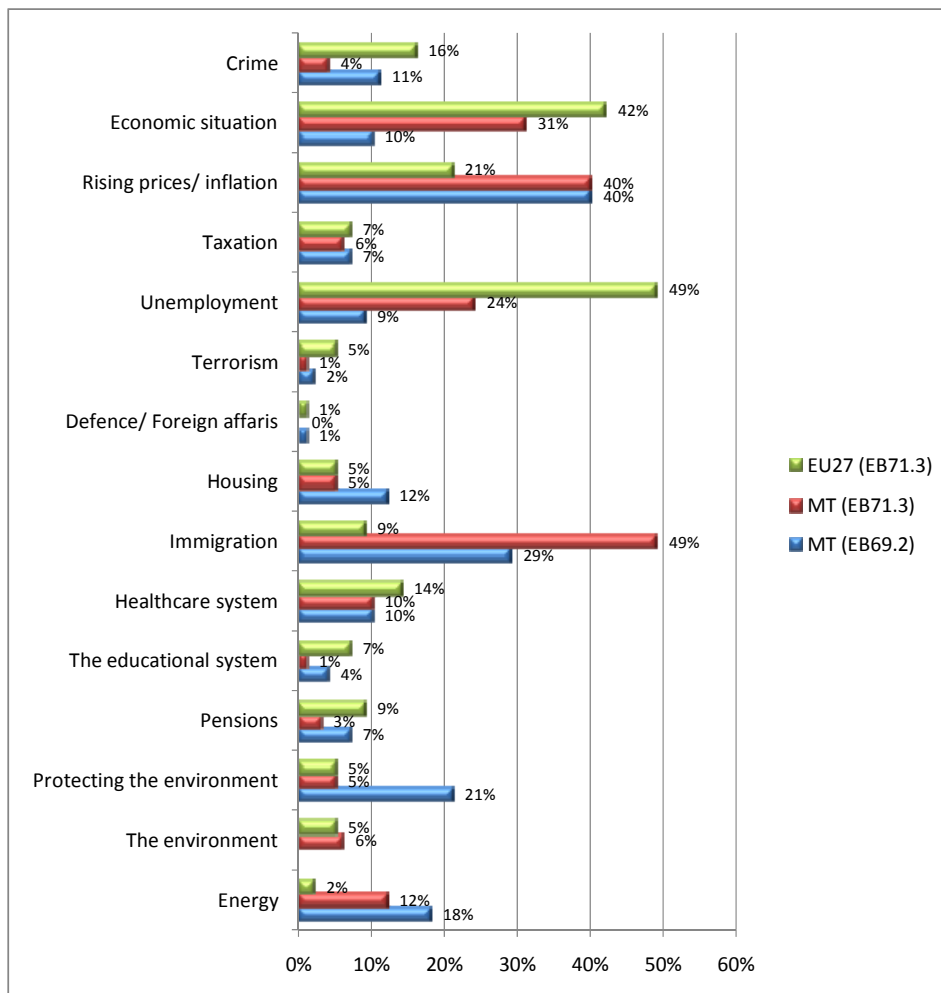
Still, significantly most of the Maltese citizens do not anticipate negative developments in their personal job situation, with 61 per cent and 16 per cent respectively citing that it is going to remain the same or get better. There were only 8 per cent who claimed that their personal job situation will get worse in the coming twelve months.

### 1.3 Important Issues

#### *A Country's major issues*

European citizens were asked to indicate the two most important issues their country is facing at the moment. Figure 4 illustrates the results of the 2008 Spring EB<sup>4</sup> (Maltese results) and this year's Spring EB (both Maltese and EU27 average)

**Figure 4 – Most important issues facing Malta at the moment**



<sup>4</sup> Eurobarometer

In spring 2008, rising prices and inflation, immigration, environmental protection and energy were of major concern to the Maltese Citizens. Rising prices and inflation is still considered a major national apprehension; however other key issues have emerged in this year's Spring Eurobarometer. Respondents rank immigration as first priority followed by rising prices and inflation, the economic situation and unemployment.

This report now looks in more detail at the two major issues which surfaced in this year's Spring EB.

### Immigration

It is extremely evident that in this context immigration is perceived to be "illegal immigration". This issue has been of a concern to the Maltese for a number of years in view of the fact that more than 15,000 illegal immigrants have arrived in Malta since 2002. Last year the media gave more exposure to this matter particularly ever since illegal immigration was taken at European level.

In view of the above, the Maltese are constantly faced with this anxiety and this therefore reflects the high percentage of Maltese citizens stating that immigration is a major issue (49 per cent – 20 percentage points higher when compared to last year). This percentage is significantly higher than the EU27 average – a difference of 40 percentage points. In fact immigration is of virtually no concern to Bulgarians, Estonians, Hungarians, Slovaks and Slovenians (0 or 1 per cent).

### Rising prices and Inflation

Prices and inflation have always been of a major concern to Maltese citizens. The data recently published by the National Statistics Office shows that the 12-month moving average inflation rate was at 4.3 per cent in June of this year, while the annual rate of inflation stood at 2.8 per cent.

In spring 2008, 40 per cent of the respondents were worried about this issue. The same percentage emerged in this year's Spring Eurobarometer which is 19 percentage points higher than the EU average.

*Personal issues*

Respondents were presented again with the same issues and were asked to pin point the two which in their opinion affects them personally.

On an individual level, half of the participants (51 per cent) consider rising prices and inflation as the most important matter that affects them personally. Even though to a lesser extent, the EU27 average also show concern for rising prices and inflation (38 per cent).

The economic situation is also a topic of concern to the Maltese mentioned by 24 per cent of the respondents, making it the second most important issue. This is followed by energy – 20 per cent of the Maltese respondents, compared to 3 per cent of the EU27 average. This is probably best explained by the fact that in Malta the issue of inflation has been very much tied to the water and electricity tariffs. Moreover this can be further explained by the fact that new electricity and water tariffs have been recently introduced which affected most of the people in a negative way.

#### **1.4 Are things moving in the right direction?**

Europeans are frequently asked whether in their opinion things are moving in the right direction or otherwise both in their country and in the European Union.

In general, Europeans have a negative opinion on the direction national developments are taking except for four Member States – Luxembourg, Poland, Austria and Germany. Compared to the EU27 average, Malta has a slightly more positive perception, with 34 per cent compared to 27 per cent citing that the country is moving in the right direction.

The local perspective fares rather negatively when compared with spring 2008, where the majority of the Maltese participants (56 per cent) felt that things were moving in the right direction in Malta. This is a result of being sceptic and uncertain in a moment of economic crisis which last year was still not in full visibility.

On the other hand, Europeans are more positive on the direction the European Union is taking with an average of 34 per cent saying that it is progressing in the right direction. On the other hand Maltese citizens are more positive with 40 per cent of the respondents giving positive feedback on the European Union.

## 2. THE EUROPEAN UNION

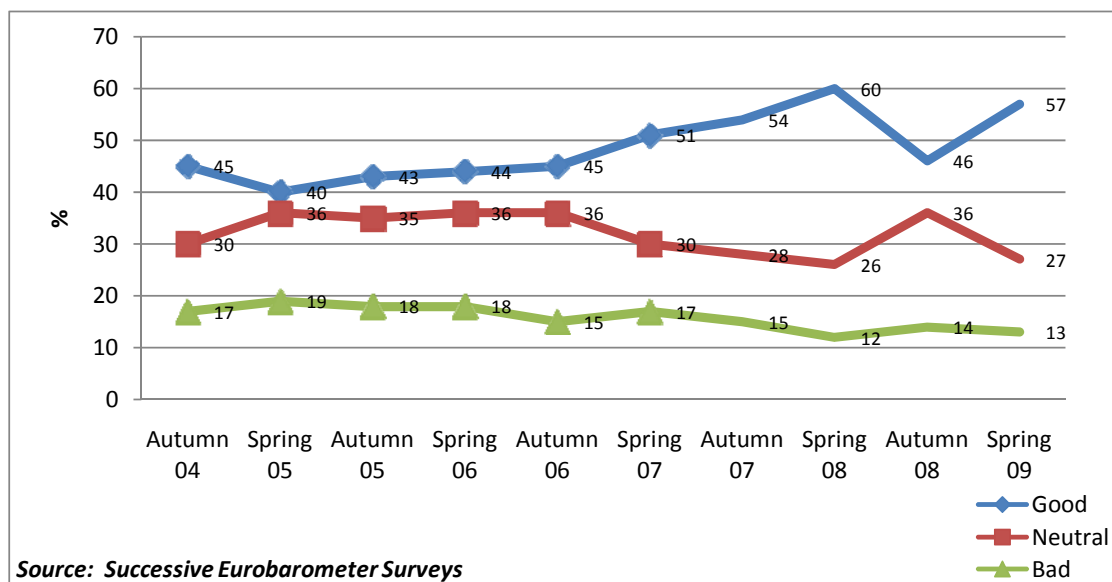
This section of the report covers the general perception and attitudes of the public towards the European Union. Moreover it captures the awareness on certain current issues taking place in the EU.

### 2.1 Image of the European Union

The majority of the respondents (57 per cent) feel that Malta's membership was a good thing. More than one fourth of the respondents (27 per cent) took a neutral stand whereas 13 per cent said that Malta's membership with the EU was a bad thing.

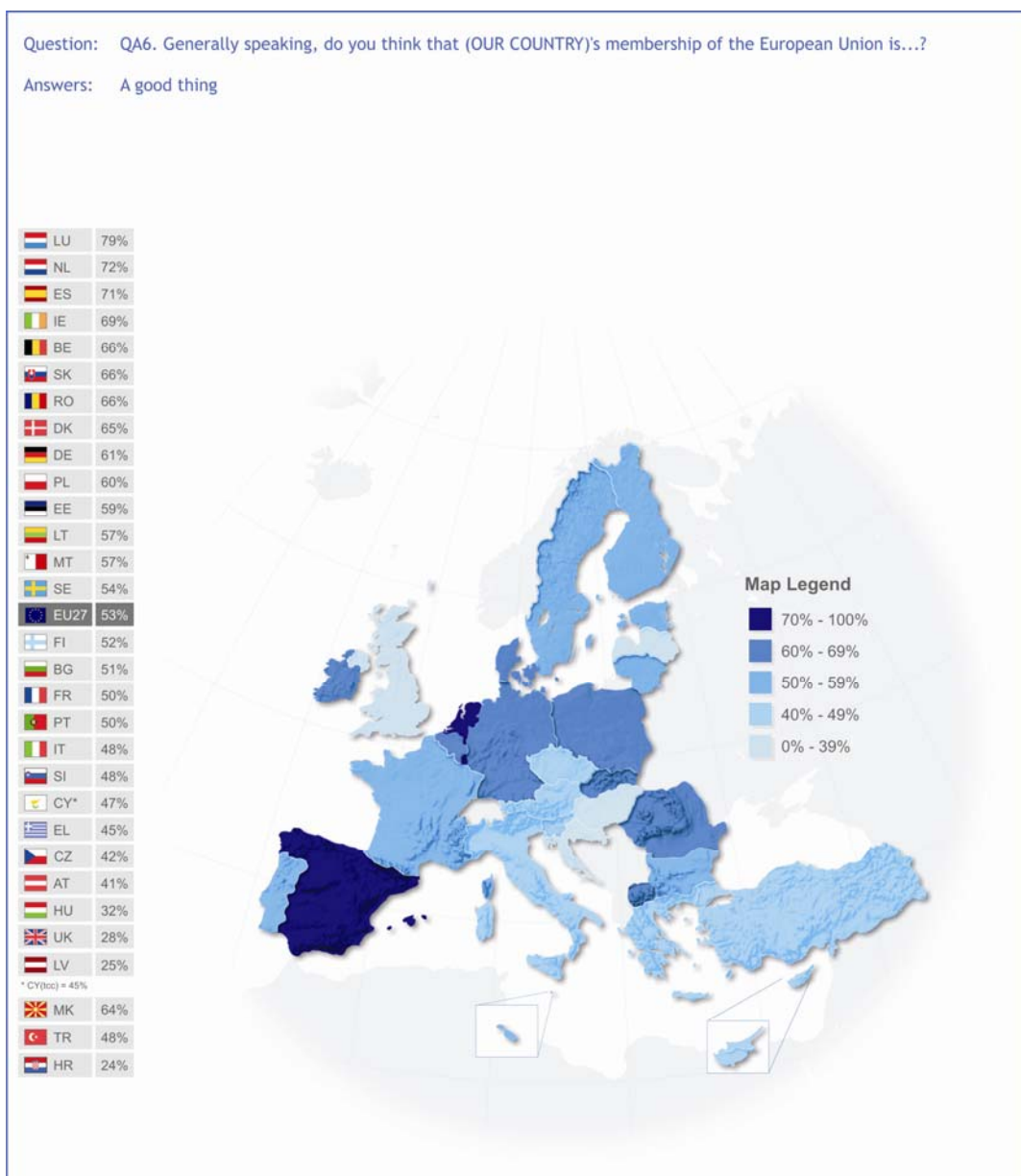
Over the last six months, the outlook towards the EU improved, resulting in an increase of 11 percentage points (from 46 per cent to 57 per cent) of people who feel positive about Malta joining the EU. Close to the fieldwork period of the spring Eurobarometer (EB71.3), the European Parliament elections were underway. Political campaigns were continuously stressing the importance to have an adequate representation within the European Union in order to maximise the benefits that the EU has to offer to Malta. This may have been a contributing factor towards this change in perception of the Maltese. The following figure shows the trend in support since Malta's accession in the EU.

**Figure 5 – Opinion about Malta's Membership of the EU**



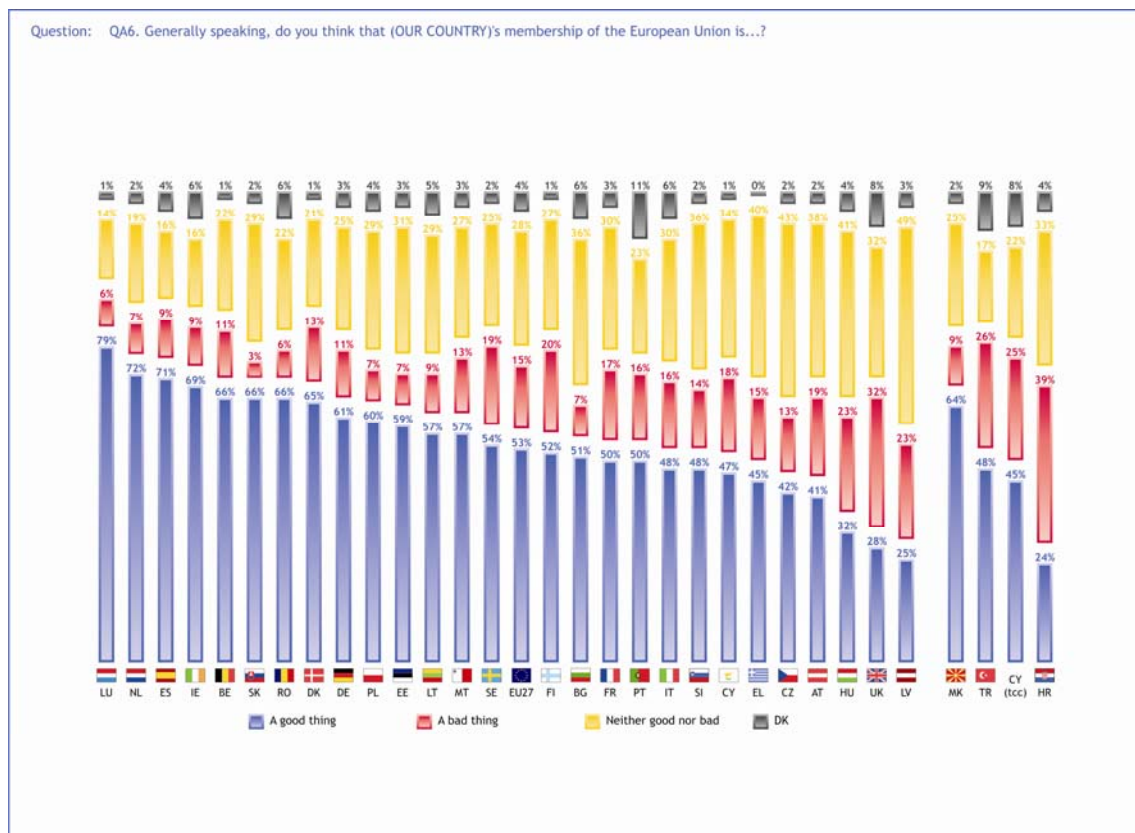
The opinion of the local respondents is very much in line with the EU27 average (53 per cent saying that membership is a good thing). Respondents in Luxembourg are highly convinced that EU membership is a good thing (79 per cent). In contrast, only 28 per cent of the British and 25 per cent of the Latvians think that EU membership is positive. The following figure gives an insight on the different perceptions of the EU Member States.

**Figure 6 – Membership of the European Union**



The outcome presented above was further reinforced when respondents were asked whether Malta has benefited from being a member of the European Union. 67 per cent of the participants responded positively, whilst 18 per cent replied negatively. It is interesting to note that the amount of people favouring Malta’s membership within the EU increases as the respondents’ educational level increases - 58 per cent of the participants who received education until the age of 15 years compared to 76 per cent of the most educated (received education at the age of 20 years and beyond).

**Figure 7 – Countries benefiting by being part of the European Union**



Across the European Union, there is a clear predominance that membership has, on balance, brought benefits to member countries. The EU27 average stands at 56 per cent. Slovakia registers a figure as high as 80 per cent of the respondents who think that their country has benefited, followed closely by the Irish (79 per cent). On the other hand most of the Latvians are of a different opinion since the majority (55 per cent) do not think that their country has benefited from being a member state.

Just over half of the respondents in Malta (51 per cent), commented that in general the European Union conjures a positive image for them. On the other hand just 14 per cent of the respondents felt that the EU portrays a negative image. At the same time a considerable amount of respondents, 31 per cent, have neither a positive nor a negative image of the EU. The number of respondents considering the image of the EU to be positive was higher in Malta (51 per cent) when compared to the EU27 average (45 per cent).

Similar to a comment made earlier the image of the EU seems to be correlated with the level of education - 45 per cent of the respondents with lower education (have finished education younger than 19 years) compared to 68 per cent of the participants with a higher education level felt that the EU summons a positive image.

## 2.2 What the EU means to the general public

In order to assess and gauge what the EU means to the general public, the respondents were provided with various options. The results obtained for Malta together with the EU27 average results are illustrated in the following table.

**Table 3 – What the EU means to the general public**

|   | MT  | EU 27 |
|---|-----|-------|
| <b>Freedom to travel, study and work anywhere in the EU</b> | 51% | 42%   |
| <b>Stronger say in the world</b>                            | 36% | 23%   |
| <b>Euro</b>   | 30% | 33%   |
| <b>Democracy</b>  | 28% | 22%   |
| <b>Economic prosperity</b>                                  | 26% | 16%   |
| <b>Cultural diversity</b>                                   | 19% | 19%   |
| <b>Peace</b>  | 17% | 25%   |
| <b>Social protection</b>                                    | 14% | 10%   |
| <b>Loss of cultural identity</b>                            | 12% | 10%   |
| <b>Waste of money</b>                                       | 10% | 20%   |
| <b>Unemployment</b>   | 10% | 13%   |
| <b>Not enough control at external borders</b>               | 10% | 12%   |
| <b>Bureaucracy</b>  | 8%  | 19%   |
| <b>More crime</b>   | 3%  | 11%   |

The results presented in Table 3 clearly show that for most of the Maltese, the European Union means freedom to travel, study and work anywhere in the EU (51 per cent), having a stronger say in the world (36 per cent) and adopting the Euro (30 per cent).

To a lesser extent the EU27 average also demonstrates that Europeans value the freedom to travel, study and work within any other EU country which stands at 42 per cent – 9 percentage points lower than the Maltese. Subsequently, 33 per cent of Europeans relate the European Union with its currency, the Euro and peace (25 per cent).

Another significant difference between the Maltese and their European counterparts is that 26 per cent of the Maltese compared to 16 per cent of the EU27 average associate the EU with the local economic prosperity. The local political scenario tends to reinforce the fact that Malta's economic prosperity is closely linked to that of the EU and this was one of the primary reasons why the Maltese were encouraged to join the European Union.

Respondents were then presented with a list of statements related to the European Union and were asked to state whether they tend to agree or disagree with each statement. The following are the results.

**Table 4 – Statements related to the European Union**

|  | MT            | EU27             |
|--|---------------|------------------|
|  | Tend to agree |                  |
| <b>I feel we are more stable economically because our country is a member of the euro area</b> | 57%           | 49% <sup>5</sup> |
| <b>My voice counts in the European Union</b>   | 51%           | 38%              |
| <b>My voice counts in our country</b>  | 51%           | 51%              |
| <b>I understand how the European Union works</b>   | 48%           | 44%              |
| <b>Our country's voice counts in the EU</b>  | 66%           | 61%              |
| <b>The interests of our country are well taken into account in the EU</b>                      | 49%           | 44%              |

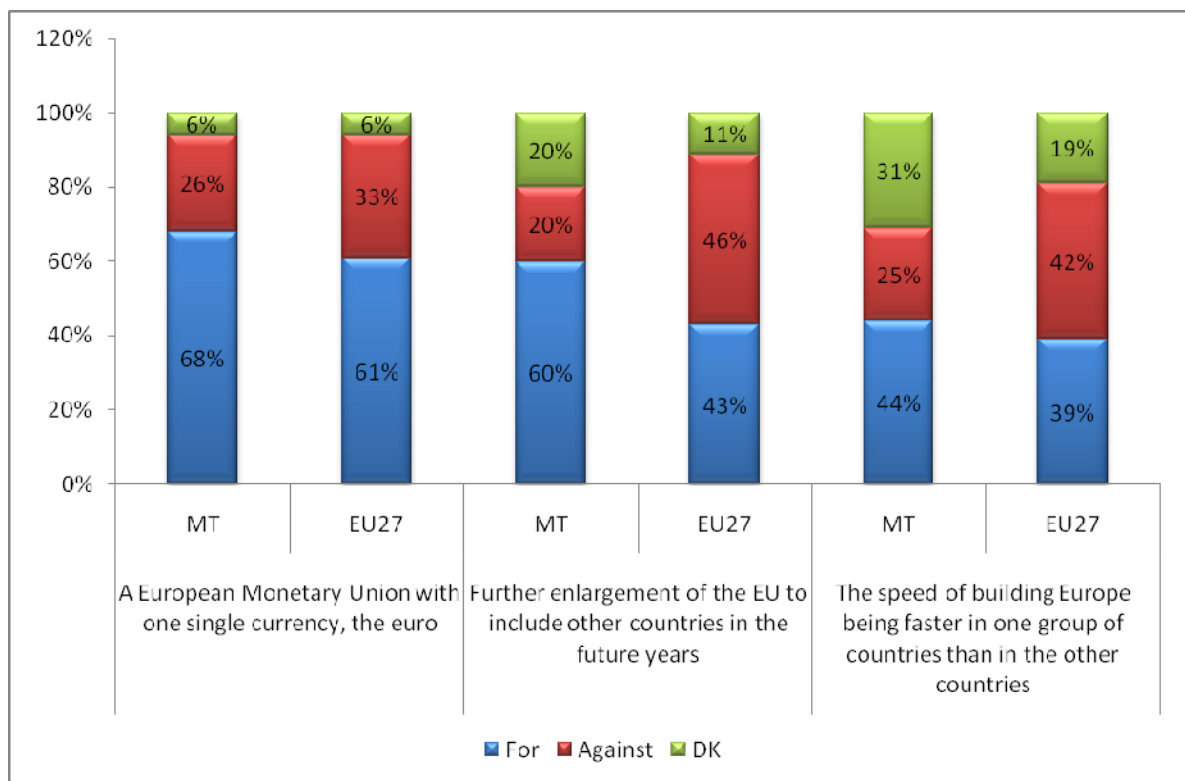
<sup>5</sup> This percentage is an average of the countries within the Euro Zone (16 countries)

In most cases the majority of the Maltese have a positive approach towards being part of the European Union especially in having Malta's voice counting in the EU (66 per cent) and feeling more stable economically because Malta is a member of the euro area (57 per cent). The Maltese are on average more constructive than their European counterparts.

### 2.3 The Euro and the European Union Enlargement

Respondents were presented with a number of options related to the European Union. Participants were asked to express their views on whether they are for or against it. The results are illustrated in the following figure.

**Figure 8 – The Euro and the EU enlargement**



The majority of the Maltese are in favour of the European Monetary Union with one single currency (68 per cent) and also in favour of further enlargement of the EU (60 per cent). A significant percentage of the Maltese (44 per cent) are also in agreement with building Europe at a faster speed in one particular group of countries than in others.

The results obtained within the EU27 are relatively similar to the Maltese results except on the issue of further enlargement. On average, 43 per cent of Europeans are in agreement which stands at 17 percentage points lower than the Maltese results.

From all the European Member States, Slovaks are very much in favour of the European Monetary Union with one single currency (89 per cent). Poland favours European enlargement considerably (69 per cent) whereas Austria and Luxembourg (67 per cent each) do not favour future enlargement.

## 2.4 Decision making at European Level

In each of the following areas, citizens were asked whether more decisions should be made at a European level or otherwise.

**Table 5 – Decision making at European level**

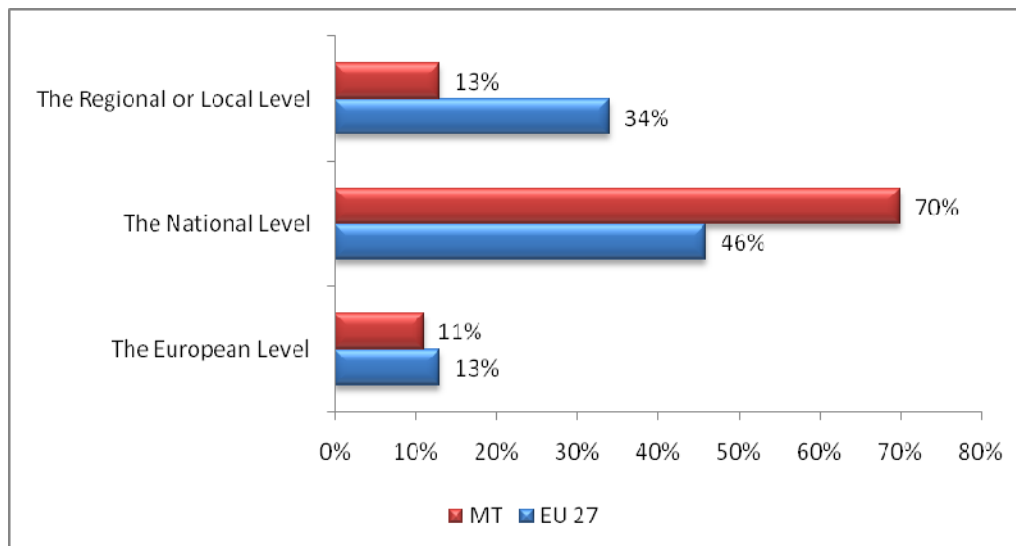
|   |      | More decision making at a European Level | Less decision making at a European Level | No change is needed |
|---|------|--|--|---------------------|
| Fighting unemployment                               | MT   | 66%                                      | 27%                                      | 3%                  |
|   | EU27 | 60%                                      | 31%                                      | 4%                  |
| Protecting social rights                            | MT   | 69%                                      | 23%                                      | 3%                  |
|   | EU27 | 64%                                      | 27%                                      | 4%                  |
| Ensuring economic growth                            | MT   | 80%                                      | 13%                                      | 2%                  |
|   | EU27 | 70%                                      | 22%                                      | 3%                  |
| Fighting organized crime                            | MT   | 76%                                      | 14%                                      | 5%                  |
|   | EU27 | 78%                                      | 15%                                      | 3%                  |
| Fighting terrorism                                  | MT   | 83%                                      | 8%                                       | 4%                  |
|   | EU27 | 81%                                      | 12%                                      | 3%                  |
| Ensuring food safety                                | MT   | 79%                                      | 15%                                      | 3%                  |
|   | EU27 | 70%                                      | 21%                                      | 5%                  |
| Protecting the environment                          | MT   | 73%                                      | 23%                                      | 2%                  |
|   | EU27 | 77%                                      | 16%                                      | 3%                  |
| Managing major health issues                        | MT   | 73%                                      | 20%                                      | 3%                  |
|   | EU27 | 72%                                      | 20%                                      | 4%                  |
| Equal treatment of men and women                    | MT   | 73%                                      | 16%                                      | 6%                  |
|   | EU27 | 72%                                      | 17%                                      | 7%                  |
| Supporting agriculture                              | MT   | 65%                                      | 26%                                      | 2%                  |
|   | EU27 | 64%                                      | 26%                                      | 4%                  |
| Promoting democracy and peace in the world          | MT   | 85%                                      | 9%                                       | 1%                  |
|   | EU27 | 81%                                      | 11%                                      | 4%                  |
| Cooperation in the field of research and innovation | MT   | 81%                                      | 9%                                       | 3%                  |
|   | EU27 | 78%                                      | 13%                                      | 4%                  |
| Securing energy supply                              | MT   | 76%                                      | 18%                                      | 2%                  |
|   | EU27 | 76%                                      | 15%                                      | 4%                  |

Europeans would like the European Union to take more decisions on issues of a global dimension like democracy and peace in the world (85 per cent) and terrorism (83 per cent). Other issues which may have positive spill-over effects at an EU level such as research and innovation were also among the areas whereby EU citizens demanded that more decision making is carried out at an EU level (81 per cent).

Respondents were also asked to indicate which different levels of public authorities; European level, national level and regional or local level have the most impact on their living conditions. The majority of the Maltese (70 per cent) are of the opinion that decisions taken at a national level have the highest impact on their living conditions. Respondents who consider the regional or local level to influence their living conditions only amounted to 13 per cent. Even fewer respondents (11 per cent) considered the decisions taken at a European level to have an impact on their living conditions.

The average results obtained in the EU27 block contrasts considerably with the Maltese results except on the European level dimension. This is best explained by means of Figure 9.

**Figure 9 – Public Authorities’ impact on living conditions**



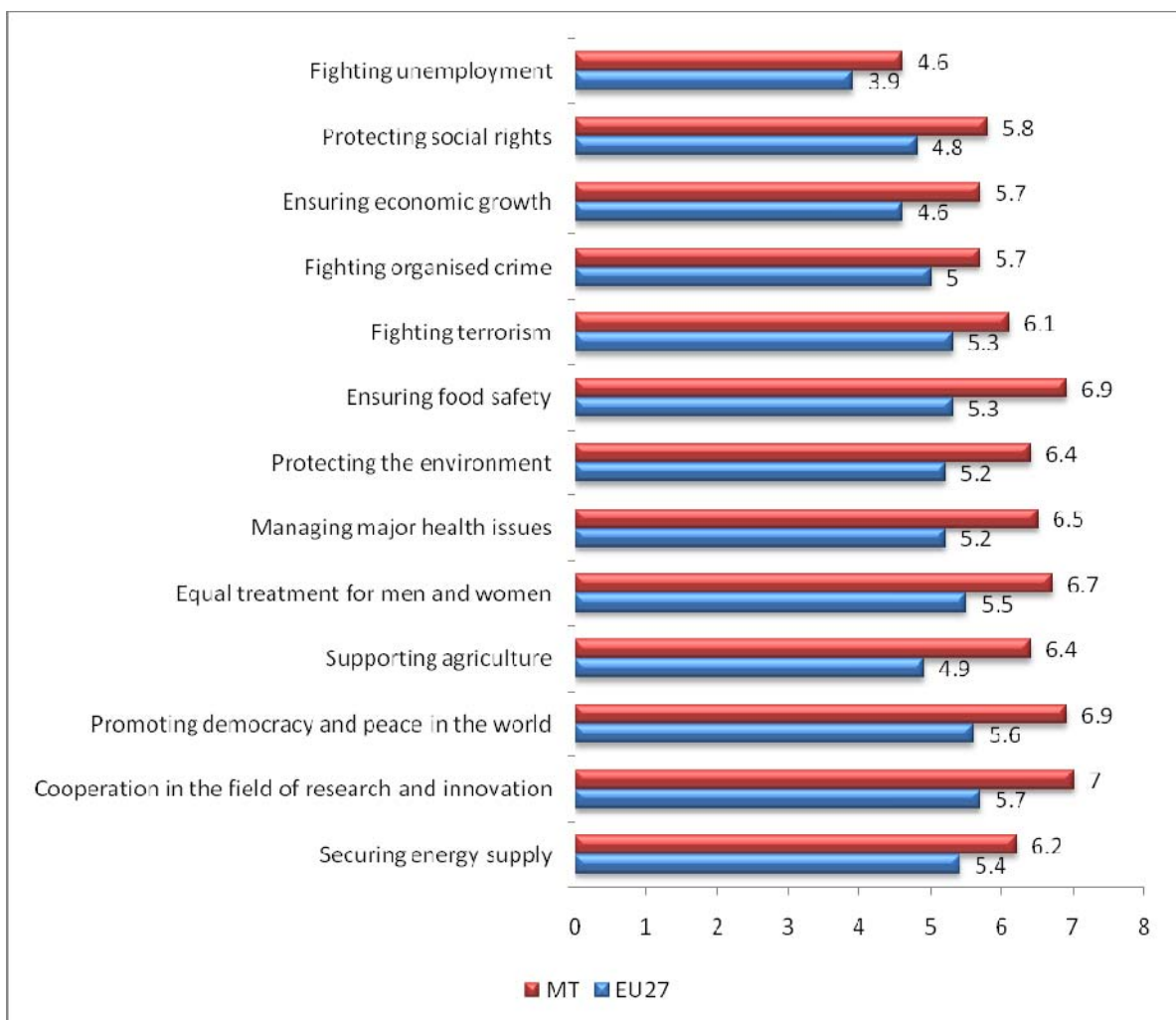
Amongst the European countries, Malta is the country which is mostly influenced by the national public authorities (70 per cent). Alternatively, the Greeks are influenced most by public authorities at an EU level (21 per cent), whilst 45 per cent of the Finnish respondents believe that public authorities at regional or local level have the highest impact on their living conditions.

When deciding on policies within the European Union 58 per cent of the Maltese believe that regional or local public authorities are not sufficiently taken into consideration. The corresponding EU27 average is 63 per cent. It is worth noting that a significant percentage of Maltese and Europeans were unable to give their opinion on this matter. In fact 22 per cent of the Maltese respondents and an average of 16 per cent in the EU27 did not answer.

## 2.5 Performance of the European Union

Participants were asked to rank the performance of the European Union on a scale from 1 to 10 where 1 means not at all satisfactory and 10 means very satisfactory. The mean scores for Malta and the EU27 are presented hereunder.

**Figure 10 – European Union performance**



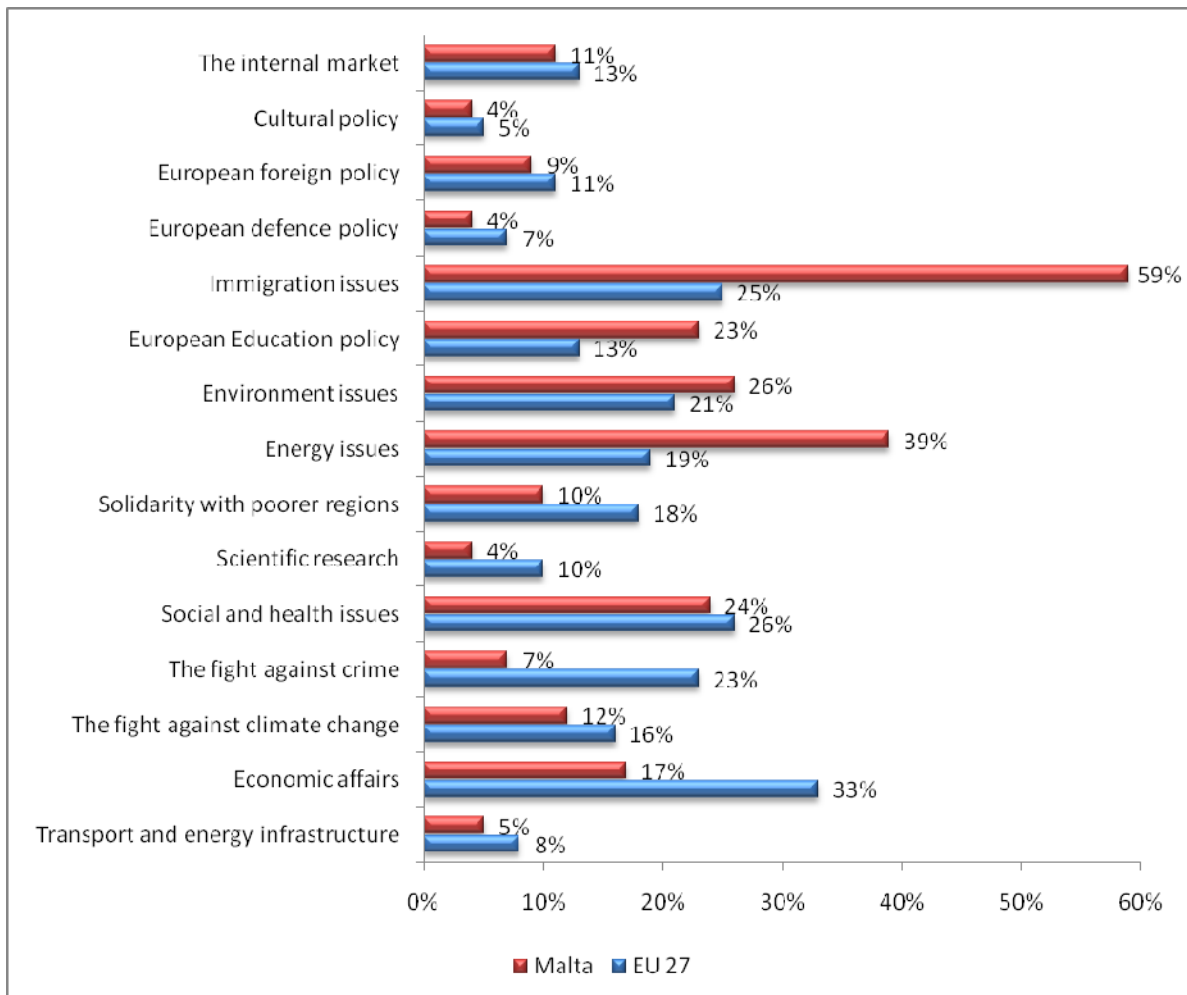
The above results clearly show that the satisfaction level of the Maltese is higher than the EU27 average. The Maltese gave a higher ranking on how the European Union performs in areas such as the cooperation in the field of research and innovation (7.0), ensuring food safety, promoting democracy and peace in the world (6.9 each). Maltese respondents were less satisfied with how the EU performs when it comes to fighting unemployment (4.6).

The other Member States also gave a low ranking in terms of how unemployment is being handled in the European Union (3.9) possibly as a result of the high unemployment levels that the world is experiencing. The highest satisfaction level of the EU27, expressed as an average is shown in the field of research and innovation (5.7), followed by promoting democracy and peace in the world (5.6).

## 2.6 European Integration

Half of the respondents were asked about aspects and issues which are closely related to European integration and they were asked to highlight the areas the European institutions should focus their attention upon in order to strengthen the EU in the future. The results obtained in Malta and within the EU27 are presented below.

**Figure 11 – Focus on aspects to strength the EU - European Integration**



Some significant disparities were recorded between Malta and the EU27 average on issues related to immigration, energy, the fight against crime and economic affairs. Such differences reflect the different outlook of the Maltese and other EU countries.

The most striking difference was recorded on immigration which was mentioned by 59 per cent of the Maltese in contrast with 25 per cent of the EU27 average – a significant difference of 34 percentage points. As noted earlier in the report, the acute problem of immigration is of significant concern to the Maltese who feel that it is of vital importance that immigration issues are duly addressed in order to strengthen the EU in future.

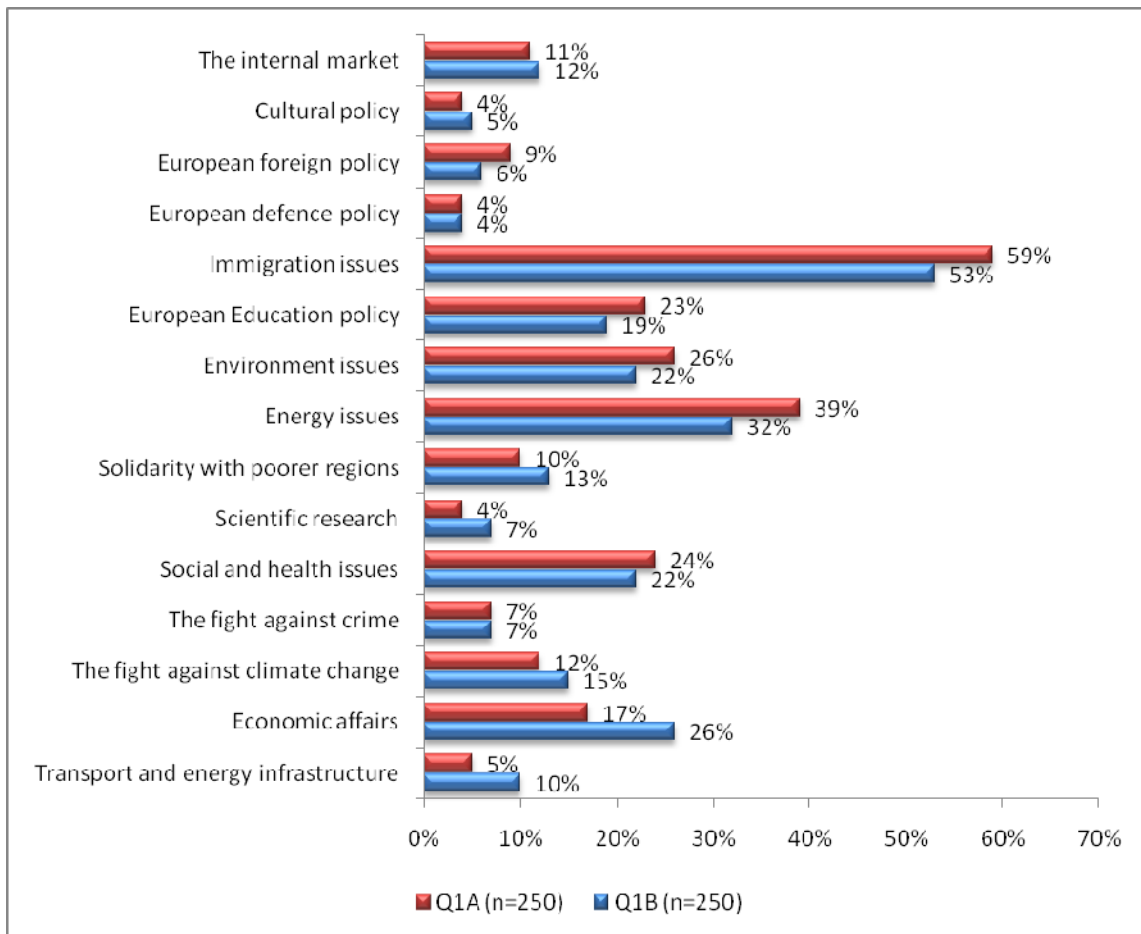
Another significant difference (20 percentage points) relating to energy issues was recorded. In Malta, energy was mentioned by 39 per cent of the respondents compared to 19 per cent within the EU27.

On the other hand, economic affairs (17 per cent in Malta compared to 33 per cent of the EU27) and the fight against crime (7 per cent in Malta compared to 23 per cent of the EU27) are on the forefront of the other Member States' agenda.

The other half of the respondents were presented with the same list of options but this time the question did not make any reference to economic integration. Instead, they were asked to indicate the aspects that the European institutions should focus upon to strengthen the EU in the future. The results were very similar to the other set of respondents. The major fluctuation reported was in relation to the economic affairs with a difference of 9 percentage points. Fewer respondents linked economic affairs with European integration.

Figure 12 shows the results from the two sets of questions. The bar chart labelled Q1A refers to the following question; *European integration has been focusing on various issues in the last years. In your opinion, which aspects should be emphasised by the European institutions in the coming years, to strengthen the European Union in the future?* Whilst Q1B reads; *In your opinion, which of the following should the European institutions focus on in the coming years, to strengthen the European Union in the future?*

**Figure 12 – Focus on aspects to strengthen the EU [Comparison]**



## 2.7 The European Union Presidency

The following statement was read out to the respondents:

*“In the European Union, each Member State, in turn, becomes the President of the Council of the European Union for six months. Right now, it’s the turn of Czech Republic. Have you recently read in the newspapers or heard on the radio or television or seen on the internet anything about Czech’s Presidency”*

The majority of the Europeans (63 per cent) have not seen or heard anything related to the Czech’s Presidency. Similarly, 58 per cent of the Maltese were not aware of this Presidency.

Unsurprisingly, 84 per cent of the Czechs have heard about their Presidency followed by Slovenia (77 per cent). On the other hand, almost nine out of ten of the British (86 per cent) were not aware of Czech’s Presidency.

The respondents participating in the survey were asked a similar question but this time the question addressed the Swedish Presidency which commenced on 1<sup>st</sup> July 2009. Most of the respondents interviewed in Malta (64 per cent) have not seen or heard about the Swedish Presidency. On average three out of four Europeans (75 per cent) were unaware of the Swedish Presidency. Once again the British were the least informed with 92 per cent of the British polled saying that they have not seen or heard anything about the Swedish Presidency.

**2.8 European and National Institutions**

The respondents were asked whether they have heard of the European Parliament, the European Commission and the European Central Bank. The number of Maltese who are aware of these institutions is very high with 95 per cent who are aware of the European Parliament, 85 per cent heard about the European Commission and 84 per cent heard about the European Central Bank.

As mentioned earlier the European Parliament elections campaigns were running at full swing almost at the same time as the EB71.3 fieldwork. Besides, the local media gave frequent exposure to these Institutions.

The survey also measured the trust of the Europeans towards these three Institutions. The result obtained for Malta and the results of the EU27 are depicted in the following figures.

**Figure 13 – The European Parliament**

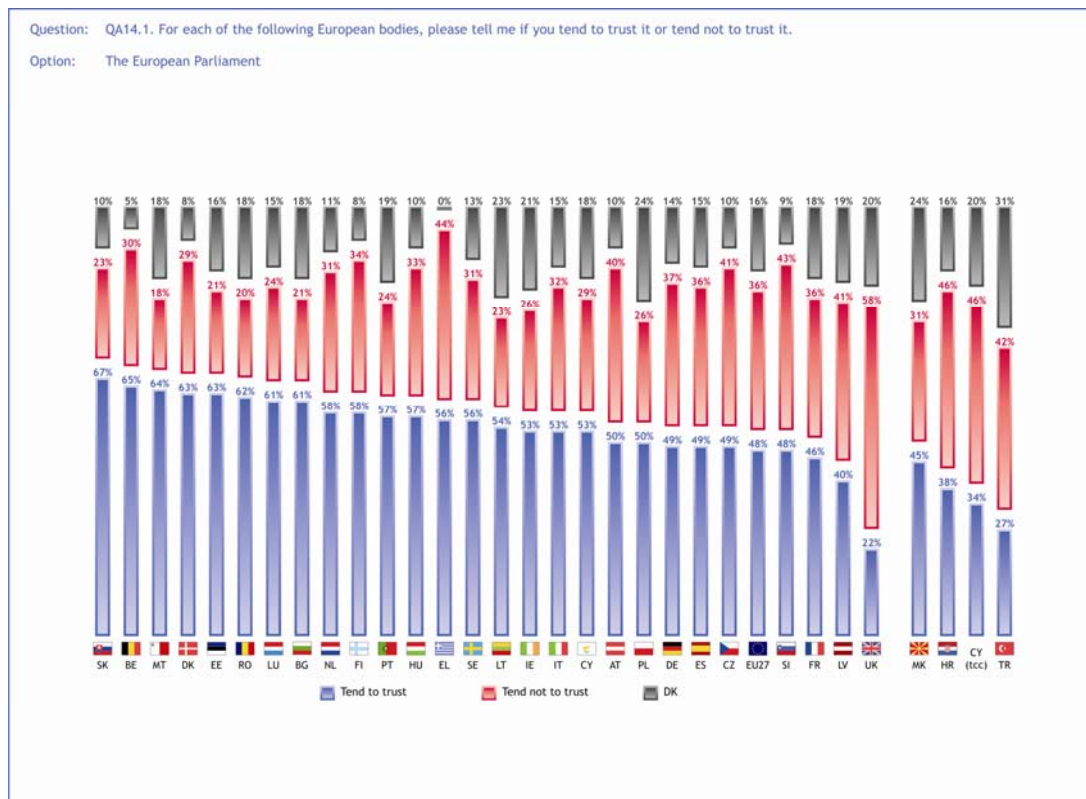
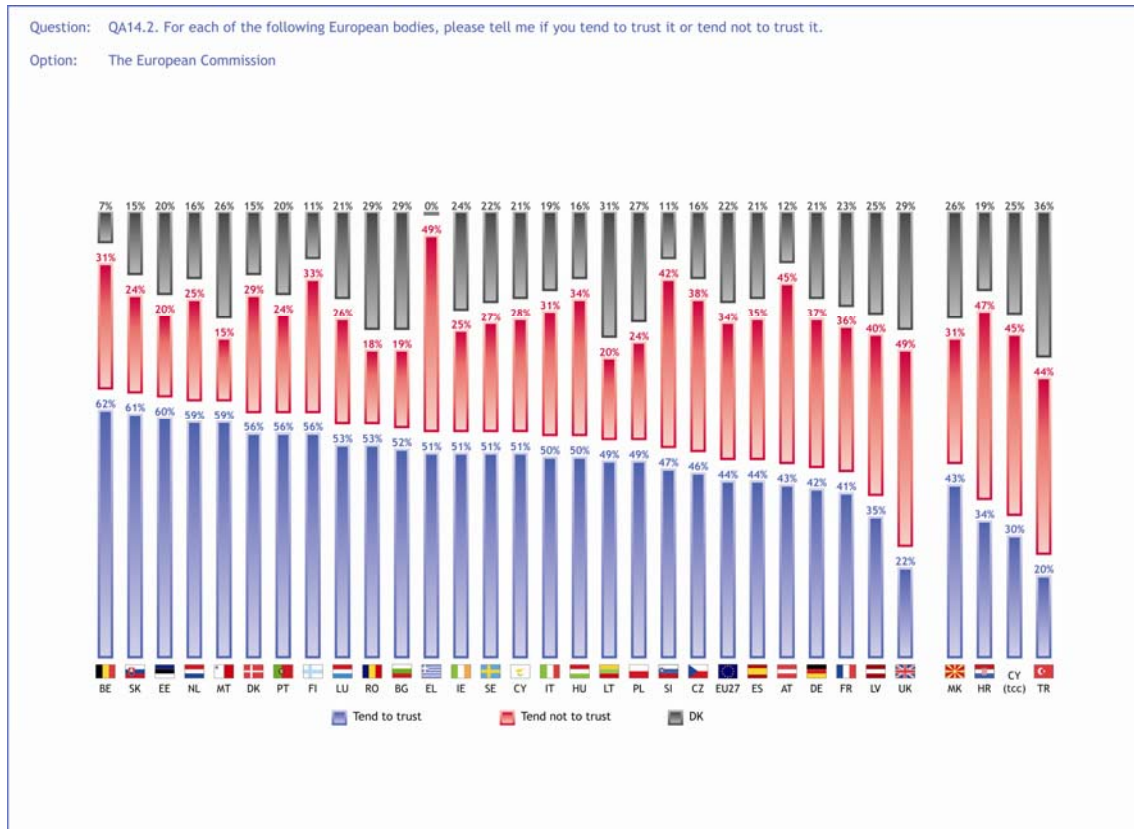
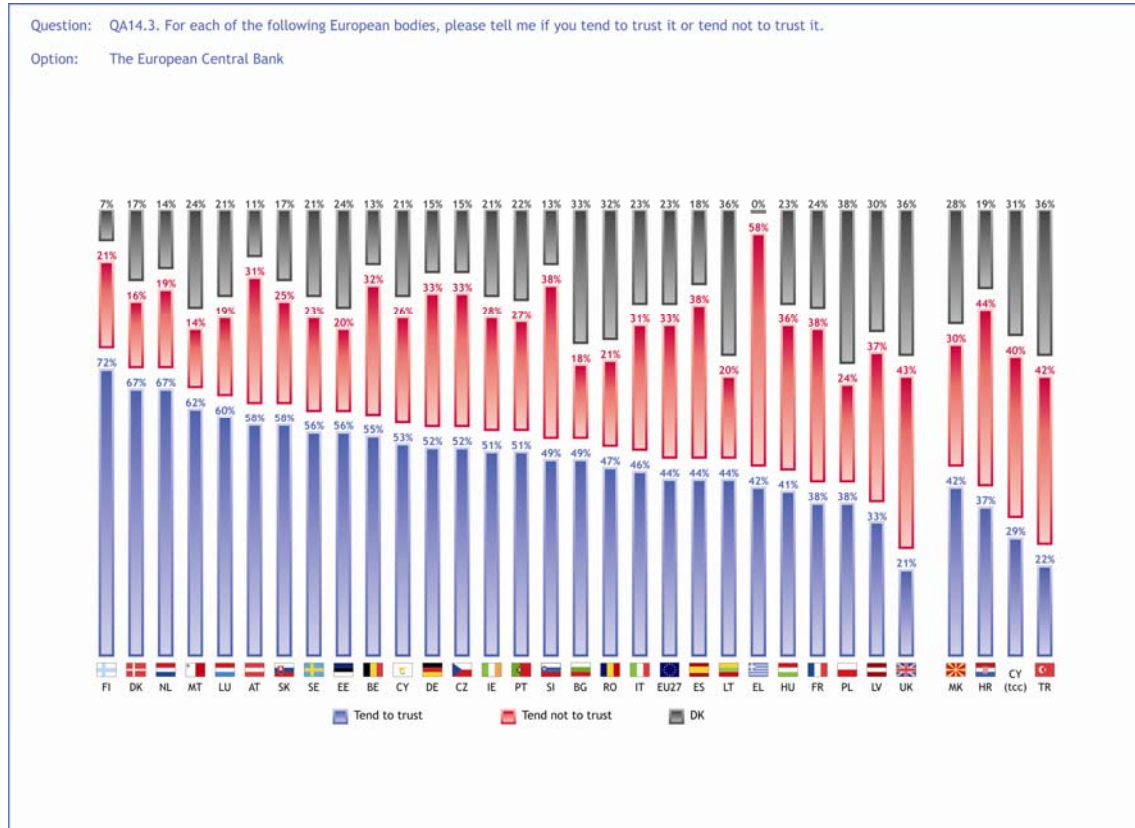


Figure 14 – The European Commission



**Figure 15 – The European Central Bank**



The Maltese citizens tend to have more trust in the European institutions than their European counterparts. The European Parliament is trusted the most by 64 per cent of the Maltese respondents and 48 per cent of the Europeans in general.

The respondents were also asked to disclose their trust in various other institutions.

**Table 6 – Trust in Institutions**

|   |             | Tend to Trust | Tend not to Trust | DK  |
|---|-------------|---------------|-------------------|-----|
| <b>Justice/ the National legal system</b> | <b>MT</b>   | 48%           | 40%               | 12% |
|   | <b>EU27</b> | 48%           | 47%               | 5%  |
| <b>Political parties</b>                  | <b>MT</b>   | 31%           | 53%               | 16% |
|   | <b>EU27</b> | 19%           | 76%               | 5%  |
| <b>The National Government</b>            | <b>MT</b>   | 41%           | 48%               | 11% |
|   | <b>EU27</b> | 32%           | 63%               | 5%  |
| <b>The National Parliament</b>            | <b>MT</b>   | 47%           | 39%               | 14% |
|   | <b>EU27</b> | 32%           | 61%               | 7%  |
| <b>The European Union</b>                 | <b>MT</b>   | 62%           | 25%               | 13% |
|   | <b>EU27</b> | 47%           | 41%               | 12% |
| <b>The United Nations</b>                 | <b>MT</b>   | 63%           | 16%               | 21% |
|   | <b>EU27</b> | 53%           | 31%               | 16% |

The most trusted institution both in Malta and in the other Member States is the United Nations, mentioned by 63 per cent of the Maltese respondents and 53 per cent of the respondents in the EU 27. The majority of the Maltese (62 per cent) also trust the European Union compared with 47 per cent of the EU27.

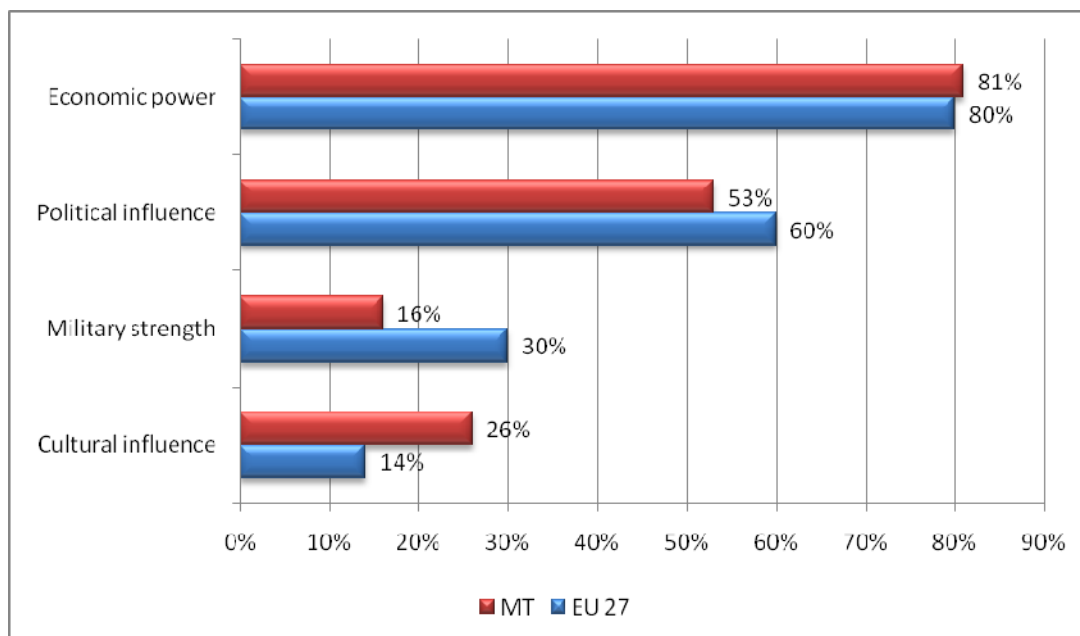
Given that all the European countries carry out their elections in a democratic way and that the elected parties should be representing voters, it is atypical that respondents in general tend not to trust the political parties and their Government. 53 per cent of the Maltese respondents tend not to trust their political parties compared to the EU27 average of 76 per cent. Moreover, 48 per cent of the local respondents do not trust the Government compared to 63 per cent of the EU average.

### 3. THE EU, THE WORLD AND GLOBALISATION

#### 3.1 A country's overall power and influence in the world

A number of factors can determine a country's or group of countries' power and influence in the world. The most important factor as seen by Europeans including Malta is economic power. The results obtained in Malta and the average results of the EU27 are presented below.

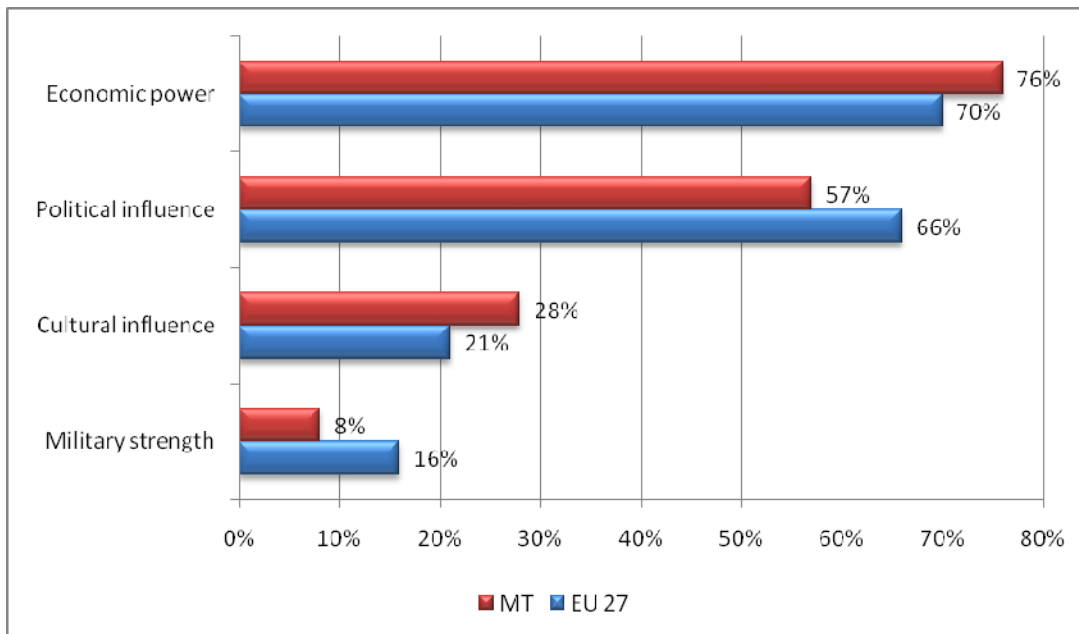
**Figure 16 – Most important factors that determine power**



Economic power is definitely considered to be a determining factor mentioned by 81 per cent of respondents in Malta and an average of 80 per cent of the respondents in the EU27. Political influence was the second most mentioned (53 per cent of Maltese respondents and 60 per cent of the EU27 average). Military influence is considered more of an influence by the EU27 average than the Maltese, showing a difference of 14 percentage points. The Maltese give more weight to cultural influence with a difference of 12 percentage points.

Respondents were also asked to determine the factors that best characterise the European Union. The results are depicted in the following figure and reflect what respondents believe are the factors that determine power and influence in the world.

**Figure 17 – Factors that characterise the European Union**



Economic power is also deemed to characterise the European Union by 76 per cent of the Maltese respondents (6 percentage points higher than the EU27 average). Another factor which characterises the European Union is political influence which was mentioned by 57 per cent of Maltese and 66 per cent of the EU27 average. Cultural influence is once more given more importance by the Maltese than military power. In fact the third most mentioned factor was cultural influence (28 per cent of Maltese and 21 per cent of the EU27) followed by military strength (8 per cent of the Maltese respondents compared to 16 per cent of the EU27).

### 3.2 Globalisation

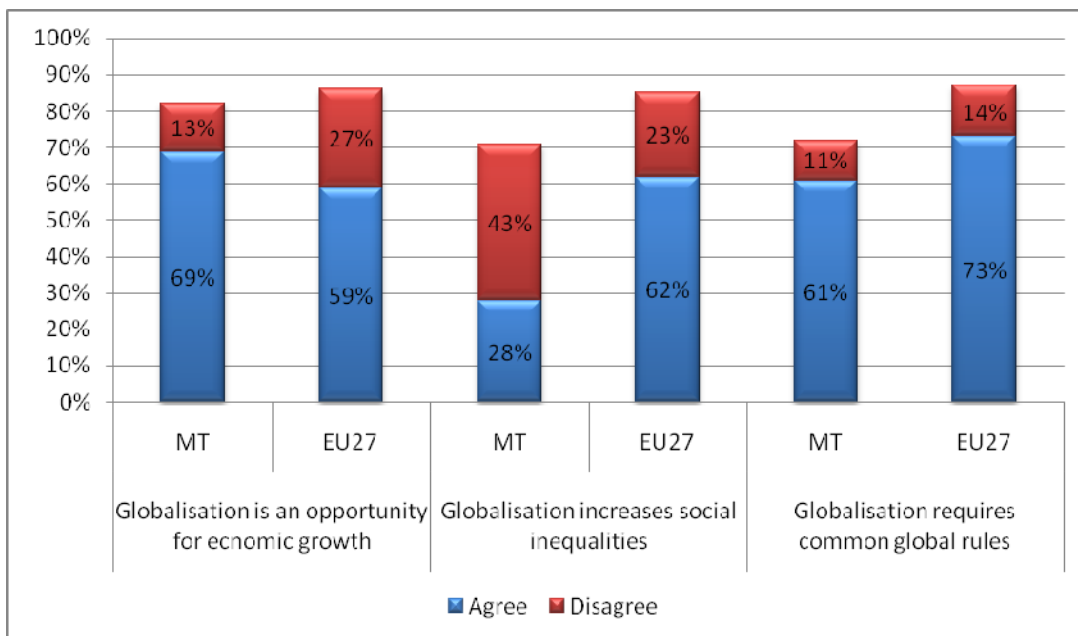
Globalisation is a commonly used term to define international integration. This section looks into globalisation as seen by Europeans and how it generally affects today's society.

Europeans were presented with three options related to globalisation, for which they were asked to state if they totally agree, tend to agree, tend to disagree or totally disagree. The statements were the following:

- Globalisation is an opportunity for economic growth
- Globalisation increases social inequalities
- Globalisation requires common global rules

The results are presented in the following figure.

**Figure 18 – Globalisation**



The Maltese feel that globalisation is more of an opportunity for economic growth and does not necessarily lead to social inequalities. The general view within the EU is somewhat different. The perception is that globalisation requires common global rules and leads to social inequalities and, in several EU member states, is less of an opportunity for economic growth.

Maltese respondents, 69 per cent compared to the EU27 average of 59 per cent agree that globalisation is an opportunity for economic growth. Swedish and Danish respondents agreed most with this statement (85 per cent each).

The general perception of Europeans is that globalisation increases social inequality with an EU average of 62 per cent agreeing with this statement. The Maltese do not perceive globalisation in this way. In fact only 28 per cent agree with the statement compared to 43 per cent who disagree.

61 per cent of the Maltese participants interviewed (compared to 73 per cent of the EU27 average) agreed that globalisation requires common global rules.

Respondents were provided with two further statements on globalisation for which they had to decide which one is closest to their opinion. 58 per cent of the Maltese respondents (compared to 42 per cent within the EU27) believe that globalisation represents a good opportunity for Maltese companies through to the opening-up of markets. On the other hand, only 25 per cent of the participants in Malta (compared to 42 per cent within the EU27) think that globalisation represents a threat to employment and companies in Malta. These results reflect that the Maltese have a more positive approach towards globalisation seeing it as an opportunity to expand beyond our shores instead of being counterproductive. The respondents in the EU27 are equally divided between those who see globalisation as something positive (42 per cent) and those who consider it to be a threat (42 per cent).

The highest incidence of respondents who viewed globalisation as a threat to employment and companies was recorded in France with 73 per cent of the participants agreeing with this statement. On the other hand, the highest incidence of participants who view globalisation as a good opportunity for companies was recorded in Denmark (75 per cent).

The majority of the Maltese believe that the European Union helps to protect European citizens from the negative effects of globalisation (64 per cent) and also enables European citizens to benefit from the positive effects of globalisation (69 per cent). Europeans are generally less positive with 47 per cent saying that the EU protects us from the negative effects and 54 per cent saying that the EU helps in generating positive effects.

### 3.3 Economic Situation

The majority of the Maltese (86 per cent) are convinced that Malta's economy is influenced by the global economic situation. More than half of the respondents (55 per cent) believe that this influence is by far large. Most of the European Member States are of the same opinion with an EU average of 85 per cent who think that the global economy influences a country's economy.

Respondents were also asked to compare the European economy with other world economies.

**Table 7 – The performance of the European economy compared to other world economies (according to the Maltese)**

|                  | Performing better | Performing worse | Performing as well as | DK  |
|------------------|-------------------|------------------|-----------------------|-----|
| <b>American</b>  | 39%               | 23%              | 13%                   | 25% |
| <b>Japanese</b>  | 21%               | 25%              | 9%                    | 45% |
| <b>Chinese</b>   | 19%               | 27%              | 6%                    | 48% |
| <b>Indian</b>    | 24%               | 16%              | 5%                    | 55% |
| <b>Russian</b>   | 22%               | 14%              | 7%                    | 57% |
| <b>Brazilian</b> | 26%               | 11%              | 4%                    | 59% |

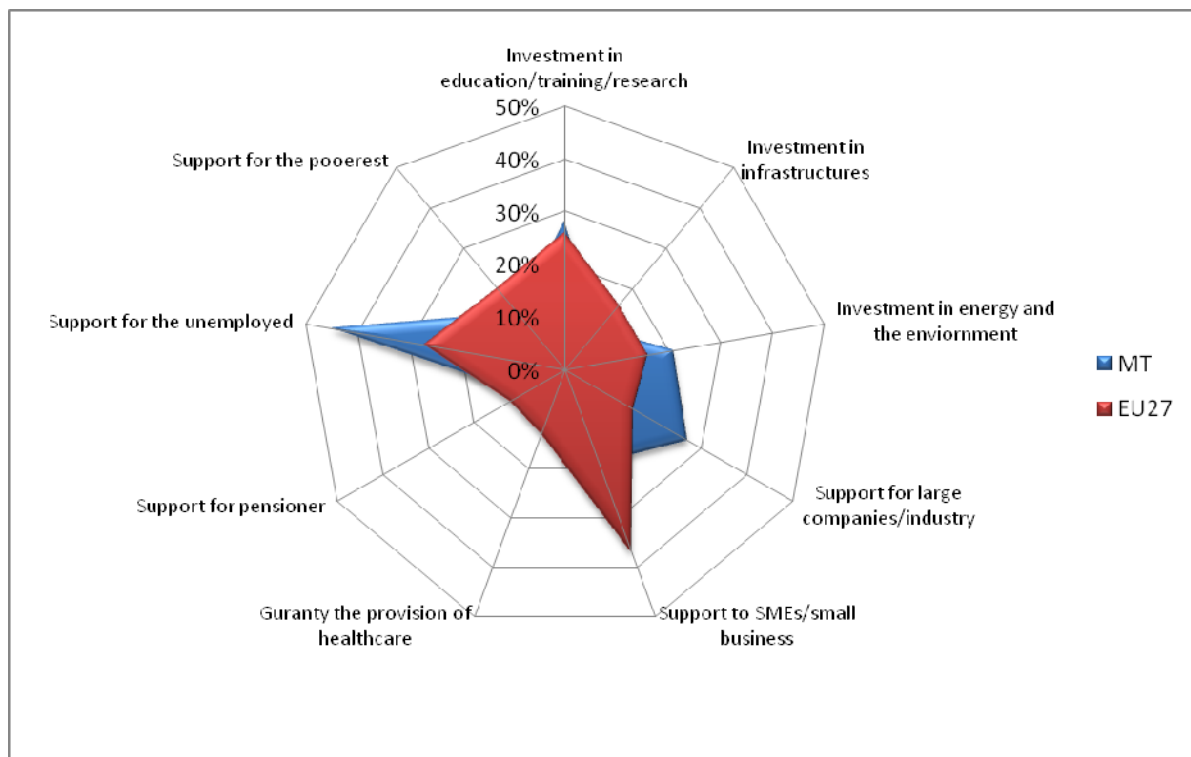
The Maltese think that the European economy is performing better than the American (39 per cent), Indian (24 per cent), Russian (22 per cent), and Brazilian (26 per cent) economies. However they believe that it is performing worse than the Japanese and the Chinese economies. Even the EU27 average is of the same opinion. Moreover, the Maltese results are hugely marked with a significant number of respondents who did not know how to answer.

Most of the Maltese and Europeans are of the opinion that the European Union is the best institution that can take valuable actions against the effects of the financial and economic crises, mentioned by 29 per cent and 21 per cent of the respondents respectively. The G20 ranked second mentioned by 17 per cent of Maltese and an EU average of 20 per cent. Other institutions received fewer mentions.

In fact more than 3 out of 4 respondents (77 per cent) agree that the European Union has sufficient power and tools to defend its economic interests in the global economy which is 11 percentage points higher than the EU average (66 per cent).

There are several measures that can be taken to help people overcome the effects of the financial and economic crises. Nonetheless Europeans feel that there are certain measures which should be a priority to the European Union. The Maltese agree strongly that the first priority should be to support the unemployed (45 per cent) followed by investment in education, training and research (28 per cent) whereas the EU27 average give more importance to providing support to SMEs and small businesses (37 per cent).

**Figure 19 – Important measures**



## **4. VALUES OF EUROPEANS**

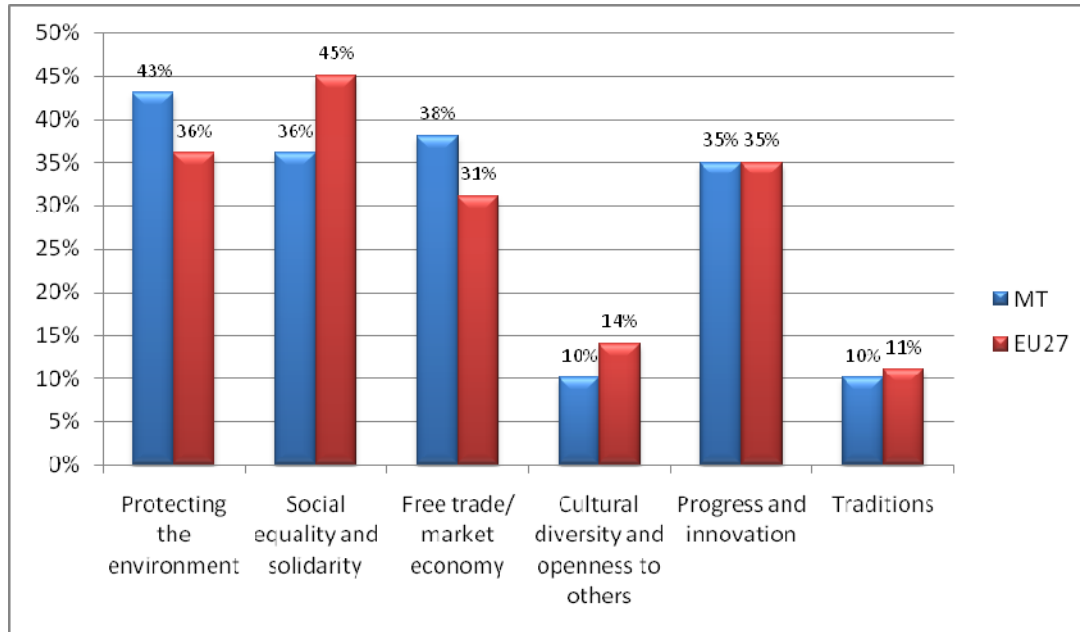
### **4.1 Societal values and beliefs**

Europeans were asked a number of questions relating to their values and beliefs.

More than half of the Maltese interviewed (55 per cent) are of the opinion that we shall have a better future if there will be less emphasis on money and material possessions. Similarly, the EU27 average stands at 56 per cent. There were no noticeable variations by age, gender or education.

Almost four out five respondents (79 per cent) believe that it will be a positive thing if more emphasis is laid on the development of technology in the near future - a figure noticeably larger than the 68 per cent EU27 average. This respondents' view is more or less consistent across all ages, gender and education.

Subsequently, respondents were asked to indicate two items that in their opinion the society should put more emphasis upon in order to face major global challenges. It is interesting to note that the Maltese placed the environment as top priority (43 per cent – 7 percentage points higher than EU27 average) whilst social equality and solidarity was given more importance by the average EU27 (45 per cent – 9 percentage points higher than Malta). The second most mentioned issue was free trade/market economy, which was mentioned by 38 per cent of the Maltese respondents. Like many other small economies, Malta depends heavily on foreign trade whilst the economy relies substantially on imports for its energy, industrial supplies and consumer goods.

**Figure 20 – Issues to be addressed to face major global challenges**

Two opposing views were read out and the respondents were asked to choose the one they relate to more closely. The statements were the following:

**Table 8 – Statements**

|   | MT  | EU27 |
|---|-----|------|
| <i>Important changes in our society have to be achieved little by little, even if this approach takes longer</i>          | 73% | 62%  |
| <i>One can only obtain important changes in our society by acting quickly, even if this means sometimes being radical</i> | 17% | 28%  |

It is evident that the Maltese are more cautious than most of the other European Countries, similar to Sweden, Estonia, Germany (74 percent each) and Denmark (75 per cent). Conversely, Bulgarians (53 per cent) and Latvians (49 per cent) believe that their society should act quickly in order to obtain important changes.

## 4.2 Financial priorities

By far the most salient financial priority for both the Maltese and the EU27 Member States is paying the bills, mentioned by 61 per cent and 59 per cent. The second financial priority is having some savings for emergencies (51 per cent of the Maltese, 7 percentage points higher than the EU27 average) followed by living as best as one can on current income (40 per cent of Maltese – practically the same as the EU27 average which stands at 41 per cent).

**Table 9 – Financial priorities**

|  | MT  | EU27 |
|--|-----|------|
| <b>Paying the bills</b>                                      | 61% | 59%  |
| <b>Saving for retirement</b>                                 | 20% | 16%  |
| <b>Paying off debts</b>                                      | 16% | 22%  |
| <b>Buying a house/ apartment</b>                             | 10% | 12%  |
| <b>Passing on money to my children/ grand children</b>       | 22% | 14%  |
| <b>Protecting my family in case I am ill/ unable to work</b> | 30% | 28%  |
| <b>Having some savings for emergencies</b>                   | 51% | 44%  |
| <b>Living as well as I can on my current income</b>          | 40% | 41%  |
| <b>Starting up a business</b>                                | 3%  | 4%   |

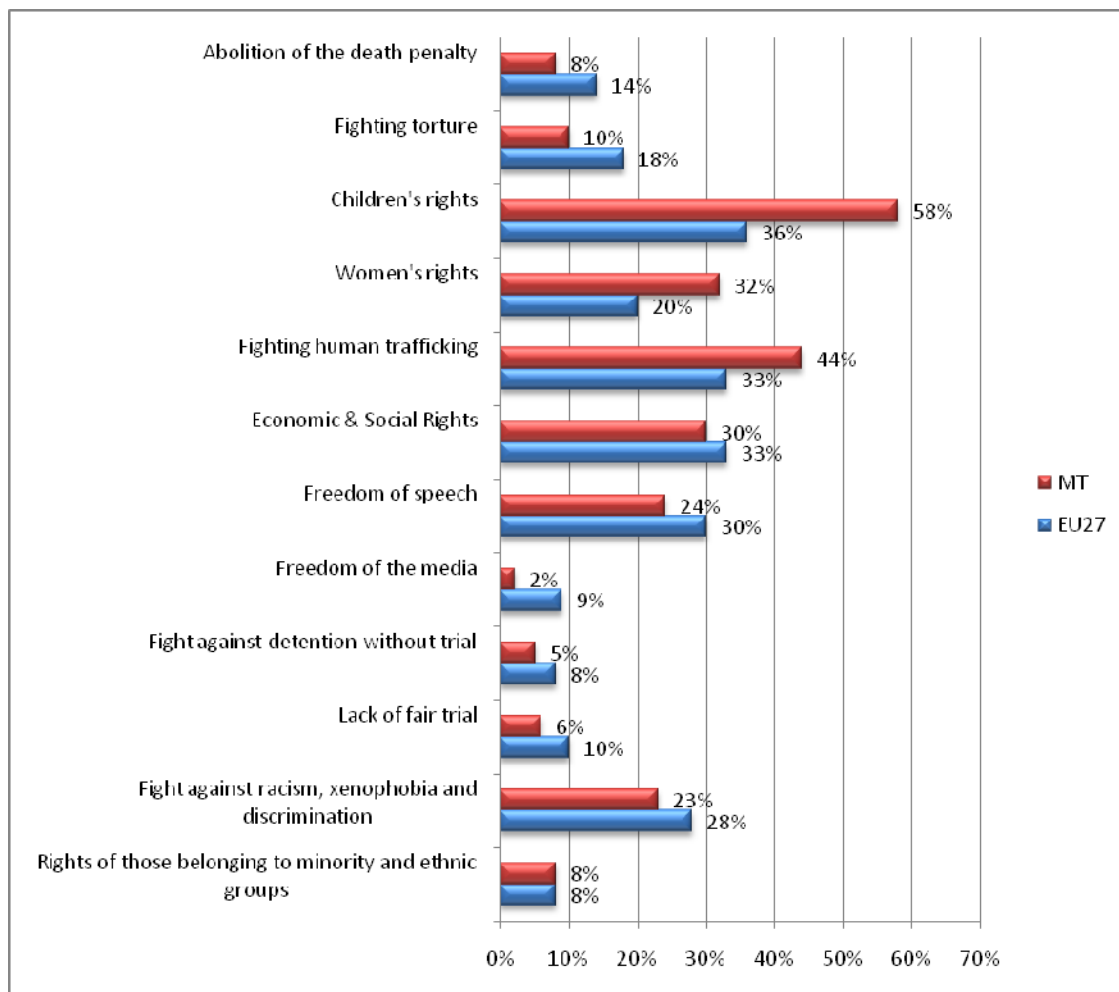
Women are generally more concerned about paying bills than men, 68 per cent of women as opposed to 54 per cent of men. A similar wide variation is noted by education level with 69 per cent of the persons who have only received compulsory education saying that paying the bills is their first priority as opposed to 43 per cent of the respondents who have stayed longer in education.

On a separate note, unlike some other Member States the Maltese generally look for job security (52 per cent) rather than having an interesting job (26 per cent) or a good salary (20 per cent). However it is interesting to note that the respondents who are still studying would essentially prefer an interesting job (52 per cent) than having a good salary or job security (24 per cent each).

## 5. HUMAN RIGHTS

A list of issues regarding human rights was presented to the respondents and they were asked to indicate what in their opinion should be the three main priorities for the European Union's foreign policy. The results are presented in the following figure.

**Figure 21 – Human Rights Issues**



The Maltese emphasised that the three major issues that should be given priority by the European Union's foreign policy to safeguard human rights are children's rights (58 per cent), human trafficking (44 per cent) and women's rights (32 per cent). To a different extent, the EU27 average pointed out the same top three priorities.

47 per cent of the Maltese think that the European Union is not doing enough to promote and defend human rights in the world. This line of thought is almost identical to the EU27 average which stands at 48 per cent. A significant percentage of Maltese respondents (17 per cent) were unable to provide an answer. This is reflected further in the next question whereby Europeans were asked whether they feel informed about the activities undertaken by the EU to protect human rights in the world. 58 per cent of the Maltese do not feel informed. However, Malta ranks 12 percentage points higher than the EU27 average in terms of public knowledge on EU's promotion to defend human rights in the world.

More than one in every five Maltese respondents (22 per cent) believes that the EU should prioritize and strengthen its efforts to promote and protect human rights in Sub-Saharan Africa followed by North Africa (17 per cent) and the Middle East and the Gulf (12 per cent). A significant percentage of respondents (25 per cent) did not know how to answer. This is notably higher (by 12 percentage points) than the EU27 average.

## 6. IDENTITY

Europeans were asked to identify the two most important elements that make up a European Identity. One in two (50 per cent) of the Maltese respondents feel that democratic values is the most important element followed by a high level of social protection (31 per cent) and geography (26 per cent). Similarly 41 per cent of the EU27 also think that democratic values are the most important. Geography was ranked as the second most important element (25 per cent) followed by a high level of social protection and common history, each mentioned by 24 per cent.

People have differing views in what it means to be Maltese; however the three most mentioned aspects are to be born in Malta (60 per cent), to feel Maltese (46 per cent) and to be brought up in Malta (37 per cent). Other characteristics include sharing Maltese cultural traditions (30 per cent), to be Christian (29 per cent) and to exercise citizens' rights such as voting (25 per cent). The conception of being Maltese is strongly tied to our way of life which is influenced by what we believe and follow in our daily life.

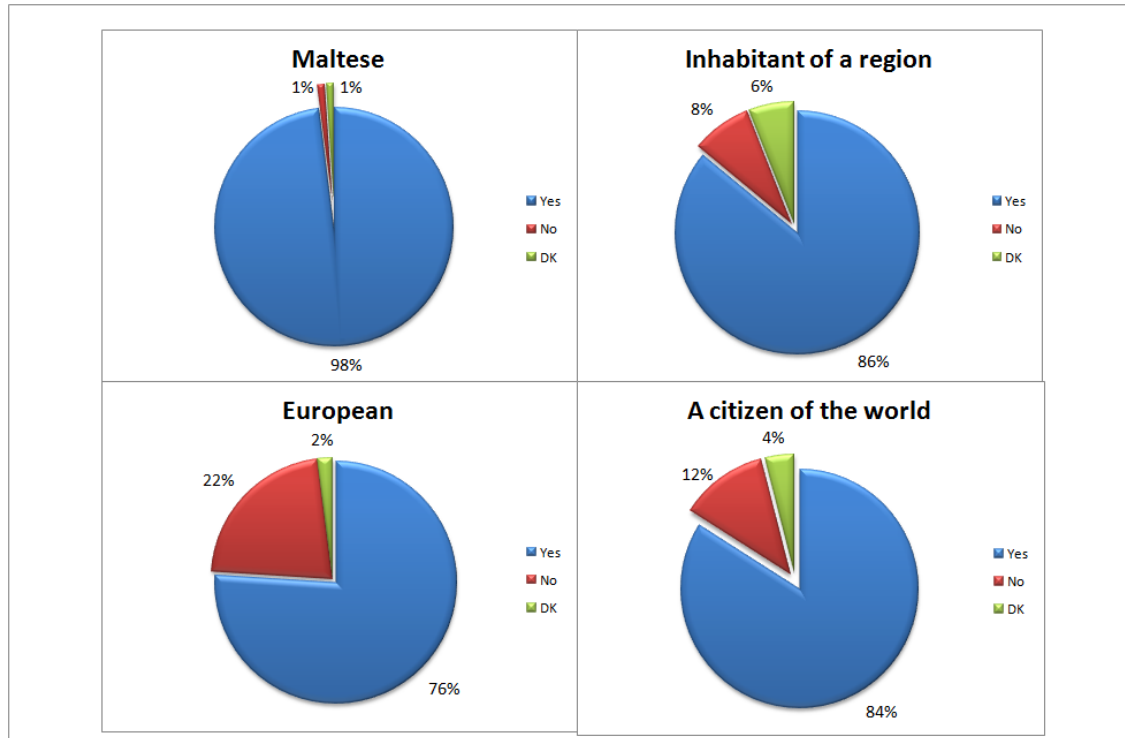
For the Maltese, being European means first and foremost to be born in Europe (47 per cent), to feel European (43 per cent), and to have been brought up in a European Country (38 per cent). All three reasons are greatly linked to the fact that in order to be European one has to experience the European culture either by being born in Europe or else by spending some time living in a European country.

The following statement was read out to the respondents:

*"I would like you to think about the idea of geographical identity. Different people think of this in different ways. People might think of themselves as being European, Maltese or from a specific region to different extents. Some people say that with globalisation, people are becoming closer to each other as 'citizens of the world'"*

With the above statement in mind, participants were asked to specify the extent to which they personally feel Europeans, Maltese, inhabitants of their region and a citizen of the world.

Figure 22 – Geographical identity



Needless to say that almost all respondents (98 per cent) feel Maltese whereas 86 per cent feel that they are inhabitants of their region. It is interesting to note that more Maltese feel citizens of the world (84 per cent) than Europeans (76 per cent). The EU27 average shows that the majority of the Europeans feel more part of Europe (74 per cent) than citizens of the world (64 per cent).

## 7. THE EUROPEAN UNION AND THE FUTURE

Europeans were invited to imagine themselves in twenty years' time. They were asked a number of questions on how they imagine the European Union in 2030 and what they personally hope for.

### 7.1 General Predictions for 2030

Seven out of ten respondents (70 per cent) are optimistic about the future in the European Union with 21 per cent saying that they are very optimistic and 49 per cent saying that they are fairly optimistic. The Maltese are more positive than the EU27 average which stands at 64 per cent. This positive attitude conflicts with how the Maltese imagine life in twenty years' time. The number of Maltese respondents who imagine life to be more difficult in 2030 (40 per cent) outweighs the number of respondents who think that it will become easier (25 per cent). These results also show that the Maltese are more negative than the EU27 average by 8 percentage points.

The respondents were then presented with a number of statements that provided the respondents with two options. Respondents had to choose which in their opinion is going to be given more importance in 2030. These are represented in the table below.

**Table 10 – Factors to be given importance in 2030**

|  | MT  | EU27 |  | MT  | EU27 |  |
|--|-----|------|--|-----|------|--|
| <b>Economy</b>   | 41% | 33%  |  | 25% | 31%  | <b>Environment</b>   |
| <b>Solidarity</b>  | 38% | 35%  |  | 31% | 31%  | <b>Individualism</b>   |
| <b>Work</b>  | 61% | 46%  |  | 16% | 19%  | <b>Leisure</b>   |
| <b>Order</b>   | 38% | 35%  |  | 36% | 30%  | <b>Individual freedom</b>                                    |
| <b>More family time</b>                                      | 11% | 31%  |  | 76% | 44%  | <b>Less family time</b>                                      |
| <b>More tolerant towards ethnic and religious minorities</b> | 33% | 43%  |  | 44% | 31%  | <b>Less tolerant towards ethnic and religious minorities</b> |

It is interesting to note that the Maltese think that in 2030, Europeans will live in a society where more importance is given to the economy rather than the environment, solidarity instead of individualism, work as opposed to leisure and order instead of individual freedom.

There is a major difference on the conception of work and family life between Malta and the EU27 average – a difference of 15 percentage points and 32 percentage points respectively. This aspect is derived from the fact that many persons, especially those who are in gainful employment, look at work as the centre of activity around which all other activities such as family and social life revolve.

Unfortunately, the Maltese are not so optimistic when it comes to tolerance towards ethnic and religious minorities. 44 per cent of the Maltese think that people are going to become less tolerant which is 13 percentage points higher than the EU average.

Two statements were presented to the respondents and they were asked to state their opinion on the possibility of these two statements actually happening.

**Table 11 – Predictions on gender equality**

|   | MT                   | EU27 |
|---|----------------------|------|
|   | <b>Yes, probably</b> |      |
| <i>On average, women's salaries will be equal to those of men's for the same level of skills and experience</i> | 77%                  | 59%  |
| <i>There will be an equal proportion of women and men within all political institutions</i>                     | 56%                  | 49%  |

The Maltese are very positive about gender equality in terms of salaries – a significant difference of 18 percentage points than the EU27 average. To a lesser extent, the Maltese also think that there is going to be an equal proportion of women and men within all political institutions.

A list of statements on the European Union was also shown to the respondents to give their opinion on what will happen in 2030. The Maltese believe that the euro will become a more powerful currency than the dollar (56 per cent) and the European Union will be a leading diplomatic power in the world (66 per cent).

Last but not least, Maltese respondents believe that immigration (23 per cent) and pensions (21 per cent) are going to be the two major issues Malta will be facing in 2030.

## 7.2 Hopes for 2030

Similar to what Maltese people predict, they would prefer a society which gives importance to the economy (34 per cent) compared to 24 per cent who prefer the environment. This is the contrary of what the EU average shows. 40 per cent of Europeans would like the environment to be given priority.

The majority of the Maltese respondents prefer a society which promotes solidarity (75 per cent) and not individualism (5 per cent). To a much lesser degree the EU27 average also prefer solidarity (58 per cent) over individualism (13 per cent).

Surprisingly, only 6 per cent of the Maltese prefer a society where more importance is given to leisure whereas 66 per cent prefer a society that gives importance to work. This largely differs from the EU average whereby 33 per cent prefer leisure and 29 per cent prefer work. In contrast, 90 per cent of the Maltese would like society to devote more time to family life.

The Maltese people's hopes in terms of order versus individual freedom are different from what they actually predict. The Maltese much prefer a society that promotes order (63 per cent) than individual freedom (15 per cent). Malta ranks the highest of all European countries with a difference of 34 percentage points from the EU27 average (29 per cent).

Almost four out of five Maltese respondents (79 per cent) would like society to be more tolerant towards ethnic and religious minorities, a difference of 35 percentage points with what is actually predicted.

A significant 91 per cent of respondents would like women's salaries to be equal to those of men's for the same level of skills and experience. Likewise, the majority (77 per cent) would like an equal proportion of women and men within all political institutions.

## 8. IMMIGRATION

A list of statements related to immigration was read out to the respondents and they were asked to state whether they tend to agree or disagree with these statements.

**Table 12 – Immigration**

|   |             | Tend to agree | Tend to disagree |
|---|-------------|---------------|------------------|
| <b>People from other ethnic groups enrich the cultural life of Malta</b>  | <b>MT</b>   | 7%            | 82%              |
|   | <b>EU27</b> | 54%           | 30%              |
| <b>The presence of people from other ethnic groups is a cause of insecurity</b>   | <b>MT</b>   | 63%           | 23%              |
|   | <b>EU27</b> | 45%           | 37%              |
| <b>The presence of people from other ethnic groups increases unemployment in Malta</b>                                    | <b>MT</b>   | 69%           | 20%              |
|   | <b>EU27</b> | 49%           | 36%              |
| <b>We need immigrants to work in certain sectors of our economy</b>   | <b>MT</b>   | 18%           | 68%              |
|   | <b>EU27</b> | 48%           | 37%              |
| <b>The arrival of immigrants in Europe can be effective in solving the problem of Europe's ageing population</b>          | <b>MT</b>   | 10%           | 74%              |
|   | <b>EU27</b> | 35%           | 45%              |
| <b>Immigrants can play an important role in developing greater understanding and tolerance with the rest of the world</b> | <b>MT</b>   | 21%           | 54%              |
|   | <b>EU27</b> | 50%           | 30%              |
| <b>Immigrants contribute more in taxes than they benefit from health and welfare services</b>                             | <b>MT</b>   | 10%           | 75%              |
|   | <b>EU27</b> | 22%           | 51%              |
| <b>Legal immigrants contribute more in taxes than they benefit from health and welfare services</b>                       | <b>MT</b>   | 15%           | 70%              |
|   | <b>EU27</b> | 28%           | 45%              |

The above table illustrates the disparities between the results of Malta and the EU27 average. As reported earlier, 'illegal immigration' is of highest concern to the Maltese and the above results are a clear testimony of the state of affairs. Malta is the smallest and most densely-populated European Union state and it is common knowledge that each time illegal immigrants land on our shores, the Maltese feel threatened.

This is illustrated in the above results whereby the majority of the respondents do not feel that people from other ethnic groups enrich our culture (82 per cent). This noticeably differs by 52 percentage points to that of the EU27 average.

Another emerging factor is that the Maltese are preoccupied about immigrants who are provided with work which belongs to the Maltese. In fact a high percentage of Maltese believe that the presence of people from other ethnic groups increases unemployment in Malta (69 per cent) and are in disagreement that Malta needs immigrants to work in certain sectors of the economy (68 per cent).

Many people in Malta also deem immigrants as a financial burden for the Maltese taxpayers, given the amount of immigrants in proportion to the population. Moreover it is of common knowledge that immigrants who are staying in Malta and in other EU countries illegally end up working in the black economy without paying taxes and NI contributions. This leads to many people disagreeing with the fact that immigrants contribute more in taxes than they benefit from health and welfare services (75 per cent).

## 9. THE SOCIAL SYSTEM

This section covers what Europeans think of the social system in their respective country and what they are expecting from their national social system. The perception on pension schemes was also addressed.

Almost three out of five respondents (59 per cent) are positive that they are going to be provided with the appropriate help and long-term care if they need it. The corresponding EU27 average is 53 per cent.

The Maltese respondents' opinion on the social welfare system is as follows:

- 54 per cent think that it provides enough coverage while 22 per cent think the opposite.
- 36 per cent believe that it could serve as a model for other countries whereas 29 per cent think that it fares badly in this regard.
- 62 per cent consider it to be too expensive for the Maltese society.

The expectations of the social welfare system in twenty years time are more negative than positive. 31 per cent of the respondents believe that the social welfare system will not provide wide enough coverage and 55 per cent are of the opinion that it will prove too costly to the Maltese. A significant percentage of the respondents found it hard to imagine what it will be like in 20 years time.

Respondents who are in employment were almost equally divided between the respondents who are confident with the future of their pension (45 per cent) with those who are not so confident (44 per cent). In order to guarantee the financing of the pension system in Malta, the Maltese are ready to maintain the retirement age and increase their social security contributions (35 per cent). A quarter of the respondents (25 per cent) find it also acceptable to work and contribute for longer periods. Conversely, the respondents who are not currently in employment find it more acceptable to work and contribute for longer (32 per cent) than maintaining the retirement age and increase the social security contributions (26 per cent).

The current situation does not allow 45 per cent of the Maltese in comparison with 35 per cent of the EU27 average to make any plans for the future and they adopt the living day by day approach. Knowing what they will be doing in the next six months and having a long-term perspective of what their household will be doing in the next 1 or 2 years received 23 per cent of mentions each.

The majority of the respondents (66 per cent) agree that “It is difficult to find a good job in Malta even with high qualifications”. Moreover, almost half of the respondents (49 per cent) disagree with the fact that changing jobs every few years is necessary to stay in employment. 47 per cent of the Europeans also disagree with this statement. In the case of Malta, the notion of changing jobs frequently is most often perceived negatively by Maltese employers and thus people might be put off the idea of changing their jobs so frequently.

Although there are fewer respondents, a significant percentage of them still believe that in 2030 it is going to be difficult to find a good job in Malta even with higher qualifications (43 per cent). Meanwhile, fewer respondents disagree with the fact that changing jobs every few years will be necessary (27 per cent). It is evident that people find it hard to imagine the employment situation of the country in twenty years’ time. In fact a significant percentage of respondent were unable to give their opinion on both statements – 33 per cent and 38 per cent respectively.

**ANNEX I - Eurobarometer "Standard" 71 – Technical Specifications**

## EUROBAROMETER 71.3 TECHNICAL SPECIFICATIONS

Between the 12<sup>th</sup> of June and the 8<sup>th</sup> of July 2009, TNS Opinion & Social, a consortium created between Taylor Nelson Sofres and EOS Gallup Europe, carried out wave 71.3 of the EUROBAROMETER, on request of the EUROPEAN COMMISSION, Directorate-General for Communication, "Research and Political Analysis".

The EUROBAROMETER 71.3 covers the population of the respective nationalities of the European Union Member States, resident in each of the Member States and aged 15 years and over. The EUROBAROMETER 71.3 has also been conducted in the three candidate countries (Croatia, Turkey and the Former Yugoslav Republic of Macedonia) and in the Turkish Cypriot Community. In these countries, the survey covers the national population of citizens and the population of citizens of all the European Union Member States that are residents in these countries and have a sufficient command of the national languages to answer the questionnaire. The basic sample design applied in all states is a multi-stage, random (probability) one. In each country, a number of sampling points was drawn with probability proportional to population size (for a total coverage of the country) and to population density.

In order to do so, the sampling points were drawn systematically from each of the "administrative regional units", after stratification by individual unit and type of area. They thus represent the whole territory of the countries surveyed according to the EUROSTAT NUTS II (or equivalent) and according to the distribution of the resident population of the respective nationalities in terms of metropolitan, urban and rural areas. In each of the selected sampling points, a starting address was drawn, at random. Further addresses (every Nth address) were selected by standard "random route" procedures, from the initial address. In each household, the respondent was drawn, at random (following the "closest birthday rule"). All interviews were conducted face-to-face in people's homes and in the appropriate national language. As far as the data capture is concerned, CAPI (*Computer Assisted Personal Interview*) was used in those countries where this technique was available.

| ABBREVIATIONS | COUNTRIES                         | INSTITUTES                       | N° INTERVIEWS | FIELDWORK DATES   |                   | POPULATION 15+     |
|---------------|-----------------------------------|----------------------------------|---------------|-------------------|-------------------|--------------------|
| BE            | Belgium                           | TNS Dimarso                      | 419           | 15/06/2009        | 25/06/2009        | 8.786.805          |
| BG            | Bulgaria                          | TNS BBSS                         | 1.023         | 12/06/2009        | 22/06/2009        | 6.647.375          |
| CZ            | Czech Rep.                        | TNS Aisa                         | 1.094         | 14/06/2009        | 26/06/2009        | 8.571.710          |
| DK            | Denmark                           | TNS Gallup DK                    | 1.012         | 12/06/2009        | 02/07/2009        | 4.432.931          |
| DE            | Germany                           | TNS Infratest                    | 1.521         | 17/06/2009        | 03/07/2009        | 64.546.096         |
| EE            | Estonia                           | Emor                             | 1.006         | 12/06/2009        | 02/07/2009        | 887.094            |
| IE            | Ireland                           | TNS MRBI                         | 1.006         | 17/06/2009        | 02/07/2009        | 3.375.399          |
| EL            | Greece                            | TNS ICAP                         | 1.000         | 12/06/2009        | 02/07/2009        | 8.691.304          |
| ES            | Spain                             | TNS Demoscopia                   | 1.002         | 16/06/2009        | 03/07/2009        | 38.536.844         |
| FR            | France                            | TNS Sofres                       | 1.038         | 12/06/2009        | 30/06/2009        | 46.425.653         |
| IT            | Italy                             | TNS Infratest                    | 1.036         | 13/06/2009        | 01/07/2009        | 48.892.559         |
| CY            | Rep. of Cyprus                    | Synovate                         | 505           | 12/06/2009        | 30/06/2009        | 638.900            |
| CY (tcc)      | Turkish Cypriot Comm.             | KADEM                            | 500           | 16/06/2009        | 06/07/2009        | 143.226            |
| LV            | Latvia                            | TNS Latvia                       | 1.008         | 12/06/2009        | 30/06/2009        | 1.444.884          |
| LT            | Lithuania                         | TNS Gallup Lithuania             | 1.016         | 12/06/2009        | 25/06/2009        | 2.846.756          |
| LU            | Luxembourg                        | TNS ILReS                        | 530           | 17/06/2009        | 06/07/2009        | 388.914            |
| HU            | Hungary                           | TNS Hungary                      | 1.004         | 13/06/2009        | 01/07/2009        | 8.320.614          |
| MT            | Malta                             | MISCO                            | 500           | 12/06/2009        | 29/06/2009        | 335.476            |
| NL            | Netherlands                       | TNS NIPO                         | 1.000         | 12/06/2009        | 03/07/2009        | 13.017.690         |
| AT            | Austria                           | Österreichisches Gallup-Institut | 1.015         | 12/06/2009        | 03/07/2009        | 7.004.205          |
| PL            | Poland                            | TNS OBOP                         | 1.000         | 18/06/2009        | 02/07/2009        | 32.155.805         |
| PT            | Portugal                          | TNS EUROTESTE                    | 1.010         | 16/06/2009        | 03/07/2009        | 8.080.915          |
| RO            | Romania                           | TNS CSOP                         | 1.012         | 12/06/2009        | 23/06/2009        | 18.246.731         |
| SI            | Slovenia                          | RM PLUS                          | 1.012         | 12/06/2009        | 28/06/2009        | 1.729.298          |
| SK            | Slovakia                          | TNS AISA SK                      | 1.065         | 13/06/2009        | 30/06/2009        | 4.316.438          |
| FI            | Finland                           | TNS Gallup Oy                    | 1012          | 16/06/2009        | 06/07/2009        | 4.353.495          |
| SE            | Sweden                            | TNS GALLUP                       | 1.068         | 14/06/2009        | 03/07/2009        | 7.562.263          |
| UK            | United Kingdom                    | TNS UK                           | 1.352         | 12/06/2009        | 28/06/2009        | 50.519.877         |
| HR            | Croatia                           | Puls                             | 1.000         | 15/06/2009        | 30/06/2009        | 3.734.300          |
| TR            | Turkey                            | TNS PIAR                         | 220           | 12/06/2009        | 18/06/2009        | 47.583.830         |
| MK            | Former Yugoslav Rep. of Macedonia | TNS Brima                        | 1.008         | 12/06/2009        | 21/06/2009        | 1.648.012          |
| <b>TOTAL</b>  |                                   |                                  | <b>26.756</b> | <b>12/06/2009</b> | <b>06/07/2009</b> | <b>453.722.173</b> |

For each country a comparison between the sample and the universe was carried out. The Universe description was derived from Eurostat population data or from national statistics offices. For all countries surveyed, a national weighting procedure, using marginal and intercellular weighting, was carried out based on this Universe description. In all countries, gender, age, region and size of locality were introduced in the iteration procedure. For international weighting (i.e. EU averages), TNS Opinion & Social applies the official population figures as provided by EUROSTAT or national statistic offices. The total population figures for input in this post-weighting procedure are listed above.

Readers are reminded that survey results are estimations, the accuracy of which, everything being equal, rests upon the sample size and upon the observed percentage. With samples of about 1,000 interviews, the real percentages vary within the following confidence limits:

|                             |              |              |              |              |              |
|-----------------------------|--------------|--------------|--------------|--------------|--------------|
| <b>Observed percentages</b> | 10% or 90%   | 20% or 80%   | 30% or 70%   | 40% or 60%   | 50%          |
| <b>Confidence limits</b>    | ± 1.9 points | ± 2.5 points | ± 2.7 points | ± 3.0 points | ± 3.1 points |

**ANNEX II – The Questionnaire**

A your survey number

**(101-105)**

|  |  |  |  |  |  |
|--|--|--|--|--|--|
|  |  |  |  |  |  |
|--|--|--|--|--|--|

EB71.2 A

B country code

**(106-107)**

|  |  |
|--|--|
|  |  |
|--|--|

EB71.2 B

C our survey number

**(108-110)**

|  |  |  |
|--|--|--|
|  |  |  |
|--|--|--|

EB71.2 C

D Interview number

**(111-116)**

|  |  |  |  |  |  |  |
|--|--|--|--|--|--|--|
|  |  |  |  |  |  |  |
|--|--|--|--|--|--|--|

EB71.2 D

E Split ballot

**(117)**

|   |
|---|
| A |
| B |

1  
2

EB71.2 E

ASK ITEM 28 ONLY IN TURKEY

ASK ITEM 29 ONLY IN CROATIA

ASK ITEM 30 ONLY IN TURKISH CYPRIOT COMMUNITY

ASK ITEM 31 ONLY IN FORMER YUGOSLAV REPUBLIC OF MACEDONIA

Q1 X'inhi n-nazzjonalità tiegħek? Jekk jogħġbok għidli liema tapplika/japplikaw għalik.

(MULTIPLE ANSWERS POSSIBLE)

|   | (138-170) |
|---|-----------|
| Il-Belġu  | 1,        |
| Id-Danimarka                                    | 2,        |
| Il-Ġermanja                                     | 3,        |
| Il-Greċja                                       | 4,        |
| Spanja  | 5,        |
| Franza  | 6,        |
| L-Irlanda                                       | 7,        |
| L-Italja  | 8,        |
| Il-Lussemburgu                                  | 9,        |
| L-Olanda  | 10,       |
| Il-Portugall                                    | 11,       |
| Ir-Renju Unit (l-Ingilterra, l-Irlanda ta' Fuq) | 12,       |
| L-Awstrija                                      | 13,       |
| L-Isvezja                                       | 14,       |
| Il-Finlandja                                    | 15,       |
| Ir-Repubblika ta' Ċipru                         | 16,       |
| Ir-Repubblika Ċeka                              | 17,       |
| L-Estonja                                       | 18,       |
| L-Ungerija                                      | 19,       |
| Il-Latvja                                       | 20,       |
| Il-Litwanja                                     | 21,       |
| Malta   | 22,       |
| Il-Polonja                                      | 23,       |
| Is-Slovakkja                                    | 24,       |
| Is-Slovenja                                     | 25,       |
| Il-Bulgarija                                    | 26,       |
| Ir-Rumanija                                     | 27,       |
| Pajjiżi oħra                                    | 32,       |
| Ma nafx   | 33,       |

EB69.2 Q1

IF OTHER or DK THEN CLOSE INTERVIEW

## CORE TREND QUESTIONS

## 1) INDIKATURI SOĊJO-EKONOMIĊI

QA1 Kollox ma' kollox tgħid li inti sodisfatt ħafna, pjuttost sodisfatt, ma tantx inti sodisfatt jew ma inti sodisfatt xejn bil-ħajja tiegħek?

(READ OUT)

|                         |       |   |
|-------------------------|-------|---|
| Sodisfatt ħafna         | (191) | 1 |
| Pjuttost sodisfatt      |       | 2 |
| Ma tantx inti sodisfatt |       | 3 |
| Ma inti sodisfatt xejn  |       | 4 |
| Ma nafx                 |       | 5 |

EB70.1 QA3

DO NOT ASK QA2a in CY(tcc) – CY(tcc) GO TO QA2b

QA2a Kif tiġġudika s-sitwazzjoni kurrenti f'kull wieħed minn dawn l-oqsma?

(SHOW CARD WITH SCALE - ONE ANSWER PER LINE)

|  |            |              |                 |                |             |         |
|--|------------|--------------|-----------------|----------------|-------------|---------|
|  | (READ OUT) | Tajjeb ħafna | Pjuttost tajjeb | Pjuttost ħażin | Ħażin ħafna | Ma nafx |
|--|------------|--------------|-----------------|----------------|-------------|---------|

|   |  |   |   |   |   |   |
|---|--|---|---|---|---|---|
| 1 | Is-sitwazzjoni ta' l-ekonomija Maltija             | 1 | 2 | 3 | 4 | 5 |
| 2 | Is-sitwazzjoni ta' l-ekonomija Ewropea             | 1 | 2 | 3 | 4 | 5 |
| 3 | Is-sitwazzjoni tal-ekonomija fid-dinja (N)         | 1 | 2 | 3 | 4 | 5 |
| 4 | Is-sitwazzjoni tax-xogħol personali tiegħek (N)    | 1 | 2 | 3 | 4 | 5 |
| 5 | Is-sitwazzjoni finanzjarja tal-familja tiegħek (N) | 1 | 2 | 3 | 4 | 5 |
| 6 | Is-sitwazzjoni ta' l-impjieg f'Malta               | 1 | 2 | 3 | 4 | 5 |
| 7 | Is-sitwazzjoni ta' l-ambjent f'Malta               | 1 | 2 | 3 | 4 | 5 |

EB71.1 QA3a (ITEMS 1 TO 6) + EB70.1 QA4a (ITEM 7)

ASK QA2b ONLY IN CY(tcc) – OTHERS GO TO QA3a

DO NOT ASK QA3a IN CY(tcc) – CY(tcc) GO TO QA3b

QA3a X'inhuma l-aspettattivi tiegħek għat-tnax –il xahar li ġejjin: it-tnax –il xahar li ġejjin ser ikunu aħjar, agħar jew l-istess, fir-rigward ta'...?

(ONE ANSWER PER LINE)

|   | (READ OUT)                         | Aħjar | Agħar | L-istess | Ma nafx |
|---|------------------------------------|-------|-------|----------|---------|
| 1 | Il-ħajja tiegħek b'mod ġenerali    | 1     | 2     | 3        | 4       |
| 2 | Is-sitwazzjoni ekonomika ta' Malta | 1     | 2     | 3        | 4       |

|   |   |   |   |   |   |
|---|---|---|---|---|---|
| 3 | Il-qagħda finanzjarja tal-familja tiegħek     | 1 | 2 | 3 | 4 |
| 4 | Is-sitwazzjoni tax-xogħol f Malta             | 1 | 2 | 3 | 4 |
| 5 | Is-sitwazzjoni tiegħek fuq il-post tax-xogħol | 1 | 2 | 3 | 4 |
| 6 | Is-sitwazzjoni ekonomika fl-Unjoni Ewropea    | 1 | 2 | 3 | 4 |
| 7 | Is-sitwazzjoni ekonomika fid-dinja (N)        | 1 | 2 | 3 | 4 |

EB71.1 QA4a

ASK QA3b ONLY IN CY(tcc) - OTHERS GO TO QA4a

DO NOT ASK QA4a AND QA5a IN CY(tcc) – CY(tcc) GO TO QA4b

QA4a Liema taħseb li huma l-aktar żewġ kwistjonijiet importanti li Malta qed tiffaċċja f'dan il-mument?

(SHOW CARD - READ OUT - MAX. 2 ANSWERS)

|                                     |           |
|-------------------------------------|-----------|
| Il-kriminalità                      | (220-237) |
| Is-sitwazzjoni ekonomika            | 1,        |
| Il-prezzijiet jogħlew/l-inflazzjoni | 2,        |
| It-tassazzjoni                      | 3,        |
| Il-qgħad                            | 4,        |
| It-terroriżmu                       | 5,        |
| Id-difiża/l-affarijiet barranin     | 6,        |
| Id-djar (housing)                   | 7,        |
| L-immigrazzjoni                     | 8,        |
| Is-sistema tal-kura tas-saħħa       | 9,        |
| Is-sistema ta' l-edukazzjoni        | 10,       |
| Il-penzjonijiet                     | 11,       |
|                                     | 12,       |

|  |     |
|--|-----|
| (ONLY TO SPLIT A) Il-protezzjoni ta' l-ambjent | 13, |
| (ONLY TO SPLIT B) L-ambjent (N)                | 14, |
| L-enerġija                                     | 15, |
| Oħrajn (SPONTANEOUS) (N)                       | 16, |
| Xejn (SPONTANEOUS)                             | 17, |
| Ma nafx  | 18, |

EB71.1 QA5a TREND MODIFIED

QA5a U personalment, liema huma ż-żewġ kwistjonijiet ewlenin li qed tiffaċja bħalissa?

(SHOW CARD - READ OUT - MAX. 2 ANSWERS)

|  | (238-255) |
|--|-----------|
| Il-kriminalità                                 | 1,        |
| Is-sitwazzjoni ekonomika                       | 2,        |
| Il-prezzijiet jogħlew/l-inflazzjoni            | 3,        |
| It-tassazzjoni                                 | 4,        |
| Il-Qgħad                                       | 5,        |
| It-terroriżmu                                  | 6,        |
| Id-difiża/l-affarijiet barranin                | 7,        |
| Id-djar (housing)                              | 8,        |
| L-immigrazzjoni                                | 9,        |
| Is-sistema tal-kura tas-saħħa                  | 10,       |
| Is-sistema ta' l-edukazzjoni                   | 11,       |
| Il-pensjonijiet                                | 12,       |
| (ONLY TO SPLIT A) Il-protezzjoni ta' l-ambjent | 13,       |
| (ONLY TO SPLIT B) L-ambjent (N)                | 14,       |
| L-enerġija                                     | 15,       |
| Oħrajn (SPONTANEOUS) (N)                       | 16,       |
| Xejn (SPONTANEOUS)                             | 17,       |
| Ma nafx  | 18,       |

EB71.1 QA5b TREND MODIFIED

ASK QA4b AND QA5b ONLY IN CY(tcc) - OTHERS GO TO QA6a

2) PERĊEZZJONI TAL-UE

ASK QA6a AND QA7a ONLY IN EU27 – FYROM, TR AND HR GO TO QA6b – CY(tcc) GO TO QA6c

QA6a B'mod ġenerali, taħseb li s-sħubija ta' Malta fl-Unjoni Ewropea hija ...?

(READ OUT)

(292)

|                               |   |
|-------------------------------|---|
| Ħaġa tajba                    | 1 |
| Ħaġa ħażina                   | 2 |
| La ħaġa tajba u lanqas ħażina | 3 |
| Ma nafx                       | 4 |

EB71.1 QA6a

QA7a Meta wieħed iqis kollox taħseb li Malta bbenefikat jew le milli tkun membru ta' l-Unjoni Ewropea

(293)

|                |   |
|----------------|---|
| Ibbenefikat    | 1 |
| Ma bbenefikatx | 2 |
| Ma nafx        | 3 |

EB71.1 QA7a

ASK QA6b AND QA7b ONLY in FYROM, TR and HR – EU27 GO TO QA8a - CY(tcc) GO TO QA6c

ASK QA6c AND QA7c ONLY in CY(tcc) – OTHERS GO TO QA8a

DO NOT ASK QA8a IN CY(tcc) – CY(tcc) GO TO QA8b

QA8a F'dan il-mument, tgħid li b'mod generali l-affarijiet mixjin fid-direzzjoni t-tajba jew fid-direzzjoni l-ħażina, ...?

(ONE ANSWER PER LINE)

|   | (READ OUT)        | L-affarijiet mixjin fid-direzzjoni t-tajba | L-affarijiet mixjin fid-direzzjoni l-ħażina | La waħda u l-anqas l-oħra (SPONTANEOUS) | Ma nafx |
|---|-------------------|--|---|---|---------|
| 1 | F'Malta           | 1  | 2   | 3                                       | 4       |
| 2 | FI-Unjoni Ewropea | 1  | 2   | 3                                       | 4       |

EB71.1 QA8a TREND MODIFIED

ASK QA8b ONLY IN CY(tcc) - OTHERS GO TO QA9

QA9: DO NOT ASK ITEMS 1, 3 and 4 in CY(tcc)

QA9 Nixtieq nistaqsik mistoqsija dwar kemm għandek fiduċja f'ċerti istituzzjonijiet. Għal kull waħda minn dawn l-istituzzjonijiet li ser insemmilek, jekk jogħġbok għidli jekk għandekx it-tendenza li tafda jew li ma tafdahix.

(ONE ANSWER PER LINE)

|   | READ OUT                                   | Tendenza li tafdaħa | Tendenza li ma tafdaħiex | Ma nafx |
|---|--|---------------------|--------------------------|---------|
| 1 | Il-ġustizzja / is-sistema legali ta' Malta | 1                   | 2                        | 3       |
| 2 | Partiti politiċi                           | 1                   | 2                        | 3       |
| 3 | Il-Gvern ta' Malta                         | 1                   | 2                        | 3       |
| 4 | Il-Parlament ta' Malta                     | 1                   | 2                        | 3       |
| 5 | L-Unjoni Ewropea                           | 1                   | 2                        | 3       |
| 6 | Il-Ġnus Magħquda                           | 1                   | 2                        | 3       |

EB71.1 QA9 (items 3-5) + EB70.1 QA12 (items 1-2,6)

ASK ALL

QA10 B'mod ġenerali fl-opinjoni tiegħek, taħseb li d-dehra ta' l-Unjoni Ewropea hija pożittiva ħafna, pjuttost pożittiva, newtrali, pjuttost negattiva jew negattiva ħafna?

(ONE ANSWER ONLY)

|                    |       |   |
|--------------------|-------|---|
| Pożittiva ħafna    | (308) | 1 |
| Pjuttost pożittiva |       | 2 |
| Newtrali           |       | 3 |
| Pjuttost negattiva |       | 4 |
| Negattiva ħafna    |       | 5 |
| Ma nafx            |       | 6 |

EB71.1 QA10

QA11 Xi tfisser għalik personalment l-Unjoni Ewropea?

(SHOW CARD - READ OUT - MULTIPLE ANSWERS POSSIBLE - ROTATE TOP TO BOTTOM/ BOTTOM TO TOP)

|  | (309-324) |
|--|-----------|
| Il-paċi  | 1,        |
| Il-prosperità ekonomika  | 2,        |
| Id-demokrazija   | 3,        |
| Il-protezzjoni soċjali   | 4,        |
| Libertà li ssiefer, tistudja u taħdem kullimkien fl-Unjoni Ewropea | 5,        |
| Diversità Kulturali  | 6,        |
| Lehen aktar b'saħħtu fid-dinja                                     | 7,        |
| L-Ewro   | 8,        |
| Il-Qgħad   | 9,        |
| Il-Burokrazija   | 10,       |
| Ħela ta' flus  | 11,       |
| Telf ta' l-identità kulturali tagħna                               | 12,       |
| Aktar kriminalità  | 13,       |
| Mhux biżżejjed kontroll fil-fruntieri esterni                      | 14,       |
| Oħrajn (spontaneous)   | 15,       |
| Ma nafx  | 16,       |

EB70.1 QA14

DO NOT ASK QA12a IN CY(tcc) - ASK ITEM 1 ONLY IN EU27 COUNTRIES THAT ARE NOT IN THE EURO AREA - ASK ITEM 2 ONLY IN THE EURO AREA - FM, HR AND TR ASK ONLY ITEMS 3, 4, 5 AND 6 - CY(tcc) GO TO QA12b

QA12a Jekk jogħgbok għal kull frazi li ser naqralek għidli, jekk taqbel jew ma taqbilx.

|   | (READ OUT)  | Tendenza li naqbel | Tendenza li ma naqbilx | Ma nafx |
|---|---|--------------------|------------------------|---------|
| 2 | Inħoss li aħna aktar stabbli ekonomikament għax Malta hija membru taż-żona ewro | 1                  | 2                      | 3       |
| 3 | Il-vuċi tiegħi tgħodd fl-Unjoni Ewropea   | 1                  | 2                      | 3       |
| 4 | Il-leñen tiegħi jgħodd f'Malta  | 1                  | 2                      | 3       |
| 5 | Nifhem kif l-Unjoni Ewropea taħdem  | 1                  | 2                      | 3       |
| 6 | Il-vuċi ta' Malta tgħodd fl-Unjoni Ewropea                                      | 1                  | 2                      | 3       |
| 7 | L-interessi ta' Malta jiġu kkunsidrati sew fl-Unjoni Ewropea                    | 1                  | 2                      | 3       |

EB70.1 QA15a TREND MODIFIED

ASK QA12b ONLY IN CY(tcc) - OTHERS GO TO QA13

ASK ALL

QA13 Smajt bil-...?

|   | READ OUT               | Iva | Le | Ma nafx |
|---|------------------------|-----|----|---------|
| 1 | Il-Parlament Ewropew   | 1   | 2  | 3       |
| 2 | Il-Kummissjoni Ewropea | 1   | 2  | 3       |

|   |                          |   |   |   |
|---|--------------------------|---|---|---|
| 3 | Il-Bank Centrali Ewropew | 1 | 2 | 3 |
|---|--------------------------|---|---|---|

EB70.1 QA16 TREND MODIFIED

QA14 U għal kull waħda minn l-entitajiet Ewropej, jekk jogħġbok għidli jekk għandekx it-tendenza li tafda jew it-tendenza li ma tafdax?

(ONE ANSWER PER LINE)

|  | (READ OUT) | Tendenza li nafdaha | Tendenza li ma nafdahix | Ma nafx |
|--|------------|---------------------|-------------------------|---------|
|--|------------|---------------------|-------------------------|---------|

|   |                          |   |   |   |
|---|--------------------------|---|---|---|
| 1 | Il-Parlament Ewropew     | 1 | 2 | 3 |
| 2 | Il-Kummissjoni Ewropea   | 1 | 2 | 3 |
| 3 | Il-Bank Ċentrali Ewropew | 1 | 2 | 3 |

EB71.1 QA11

QA15 X'inhi l-opinjoni tiegħek dwar dawn li ġejjin? Jekk jogħġbok għidli għal kull waħda minn dawn il-frazzjiet jekk intix favur jew kontra.

|  | READ OUT - ROTATE | Favur | Kontra | Ma nafx |
|--|-------------------|-------|--------|---------|
|--|-------------------|-------|--------|---------|

|   |  |   |   |   |
|---|--|---|---|---|
| 1 | Unjoni Monetarja Ewropea b'munita unika, l-Ewro  | 1 | 2 | 3 |
| 2 | Tkabbir ieħor ta' l-Unjoni Ewropea biex jinkludi pajjiżi oħra fis-snin li ġejjin             | 1 | 2 | 3 |
| 3 | Il-pass li bih qed tinbena l-Ewropa ikun aktar mgħaġġel fi gruppi ta' pajjiżi milli f'oħrajn | 1 | 2 | 3 |

EB70.1 QA27 TREND MODIFIED

|      |  |
|------|--|
| QA16 | Għall kull wieħed minn dawn l-oqsma li ġejjin, jekk jogħġbok għidli jekk taħsbix li għandhom jittiehdu aktar deċiżjonijiet fuq livell Ewropew jew bil-kontra, jiġifieri anqas deċiżjonijiet għandhom jittiehdu fuq livell Ewropew? |
|------|--|

(SHOW CARD WITH SCALE – ONE ANSWER PER LINE)

|    | (READ OUT)  | Aktar deċiżjonijiet fuq livell Ewropew | Anqas deċiżjonijiet fuq livell Ewropew | M'hemmx bżonn tibdil (SPONTANEOUS) | Ma nafx |
|----|---|--|--|------------------------------------|---------|
| 1  | Il-ġlieda kontra l-qgħad                              | 1                                      | 2                                      | 3                                  | 4       |
| 2  | Il-protezzjoni tad-drittijiet soċjali                 | 1                                      | 2                                      | 3                                  | 4       |
| 3  | Li tiżgura t-tkabbir ekonomiku                        | 1                                      | 2                                      | 3                                  | 4       |
| 4  | Il-ġlieda kontra l-kriminalità organizzata            | 1                                      | 2                                      | 3                                  | 4       |
| 5  | Il-ġlieda kontra t-terroriżmu                         | 1                                      | 2                                      | 3                                  | 4       |
| 6  | Li tiżgura s-sigurtà fl-ikel                          | 1                                      | 2                                      | 3                                  | 4       |
| 7  | Il-ħarsien ta' l-ambjent                              | 1                                      | 2                                      | 3                                  | 4       |
| 8  | Il-prevenzjoni ta' problemi kbar ta' saħħa            | 1                                      | 2                                      | 3                                  | 4       |
| 9  | L-ugwaljanza ta' kif jiġu ttrattati l-irġiel u n-nisa | 1                                      | 2                                      | 3                                  | 4       |
| 10 | Il-protezzjoni ta' l-agrikoltura                      | 1                                      | 2                                      | 3                                  | 4       |
| 11 | Il-promozzjoni tad-demokrazija u l-paċi fid-dinja     | 1                                      | 2                                      | 3                                  | 4       |
| 12 | Kooperazzjoni fil-qasam tar-riċerka u l-innovazzjoni  | 1                                      | 2                                      | 3                                  | 4       |
| 13 | Li tiżgura l-provvista ta' l-enerġija                 | 1                                      | 2                                      | 3                                  | 4       |

EB65.1 QA8 TREND MODIFIED

|      |  |
|------|--|
| QA17 | Meta tuża skala minn 1 sa 10, kif tiġġudika r-riżultat miksub mill-Unjoni Ewropea f'kull wieħed minn dawn l-oqsma? '1' ifisser li r-riżultat miksub mill-Unjoni Ewropea f'dak il-qasam partikolari " m'huwa xejn sodisfaċenti" u '10' jfisser li r-riżultat miksub huwa "sodisfaċenti ħafna" |
|------|--|

(SHOW CARD WITH SCALE – ONE ANSWER PER LINE)

| (READ OUT) | 1 Xejn sodisfaċenti | 2 | 3 | 4 | 5 | 6 | 7 | 8 | 9 | 10 Sodisfaċenti ħafna | Ma nafx |
|------------|---------------------|---|---|---|---|---|---|---|---|-----------------------|---------|
|------------|---------------------|---|---|---|---|---|---|---|---|-----------------------|---------|

|   |  |   |   |   |   |   |   |   |   |   |    |    |
|---|--|---|---|---|---|---|---|---|---|---|----|----|
| 1 | Il-ġlieda kontra l-qgħad                   | 1 | 2 | 3 | 4 | 5 | 6 | 7 | 8 | 9 | 10 | 11 |
| 2 | Il-protezzjoni tad-drittijiet soċjali      | 1 | 2 | 3 | 4 | 5 | 6 | 7 | 8 | 9 | 10 | 11 |
| 3 | Li tisżgura t-tkabbir ekonomiku            | 1 | 2 | 3 | 4 | 5 | 6 | 7 | 8 | 9 | 10 | 11 |
| 4 | Il-ġlieda kontra l-kriminalità organizzata | 1 | 2 | 3 | 4 | 5 | 6 | 7 | 8 | 9 | 10 | 11 |
| 5 | Il-ġlieda kontra t-terroriżmu              | 1 | 2 | 3 | 4 | 5 | 6 | 7 | 8 | 9 | 10 | 11 |

|    |   |   |   |   |   |   |   |   |   |   |    |    |
|----|---|---|---|---|---|---|---|---|---|---|----|----|
| 6  | Li tiżgura s-sigurtà fl-ikel                          | 1 | 2 | 3 | 4 | 5 | 6 | 7 | 8 | 9 | 10 | 11 |
| 7  | Il-ħarsien ta' l-ambjent                              | 1 | 2 | 3 | 4 | 5 | 6 | 7 | 8 | 9 | 10 | 11 |
| 8  | Il-prevenzjoni ta' problemi kbar ta' saħħa            | 1 | 2 | 3 | 4 | 5 | 6 | 7 | 8 | 9 | 10 | 11 |
| 9  | L-ugwaljanza ta' kif jiġu ttrattati l-irġiel u n-nisa | 1 | 2 | 3 | 4 | 5 | 6 | 7 | 8 | 9 | 10 | 11 |
| 10 | Il-protezzjoni ta' l-agrikoltura                      | 1 | 2 | 3 | 4 | 5 | 6 | 7 | 8 | 9 | 10 | 11 |
| 11 | Il-promozzjoni tad-demokrazija u l-paċi fid-dinja     | 1 | 2 | 3 | 4 | 5 | 6 | 7 | 8 | 9 | 10 | 11 |
| 12 | Kooperazzjoni fil-qasam tar-riċerka u l-innovazzjoni  | 1 | 2 | 3 | 4 | 5 | 6 | 7 | 8 | 9 | 10 | 11 |
| 13 | Li tiżgura l-provvista ta' l-enerġija                 | 1 | 2 | 3 | 4 | 5 | 6 | 7 | 8 | 9 | 10 | 11 |

EB65.1 QA13 TREND MODIFIED

ASK QA18a TO SPLIT A - OTHERS GO TO QA18b

QA18a L-integrazzjoni Ewropea qed tiffoka fuq kwistjonijiet varji f'dawn l-aħħar snin. Fl-opinjoni tiegħek, liema aspetti għandhom jiġu enfasizzati mill-istituzzjonijiet Ewropej fis-snin li ġejjin biex tissaħħaħ l-Unjoni Ewropea fil-futur?

(SHOW CARD – READ OUT – ROTATE – MAX. 3 ANSWERS)

|  | (384-401) |
|--|-----------|
| Is-suq intern                                  | 1,        |
| Il-politika kulturali                          | 2,        |
| Il-politika Ewropea għall-affarijiet barranin  | 3,        |
| Il-politika Ewropea għad-difiża                | 4,        |
| Il-kwistjonijiet rigward l-immigrazzjoni       | 5,        |
| Il-politika Ewropea għal-edukazzjoni           | 6,        |
| Il-kwistjonijiet rigward l-ambjent             | 7,        |
| Il-kwistjonijiet rigward l-enerġija            | 8,        |
| Is-solidarjetà mar-reġjuni aktar foqra         | 9,        |
| Ir-riċerka xjentifika                          | 10,       |
| Il-kwistjonijiet soċjali u tas-saħħa           | 11,       |
| Il-ġlieda kontra l-kriminalità                 | 12,       |
| Il-ġlieda kontra l-bidla fil-klima             | 13,       |
| Affarijiet ekonomiċi (N)                       | 14,       |
| L-infrastruttura tat-trasport u l-enerġija (N) | 15,       |
| Oħrajn (SPONTANEOUS)                           | 16,       |
| L-ebda minn dawn (SPONTANEOUS)                 | 17,       |
| Ma nafx  | 18,       |

|             |
|-------------|
| EB71.1 QA16 |
|-------------|

|  |
|--|
| ASK QA18b TO SPLIT B - OTHERS GO TO QA19 |
|--|

|       |   |
|-------|---|
| QA18b | Fl-opinjoni tiegħek, fis-snin li ġejjin, fuq liema minn dawn li ġejjin għandhom jiffokaw l-istituzzjonijiet Ewropej sabiex fil-futur isaħħu l-Unjoni Ewropea? |
|-------|---|

(SHOW CARD – READ OUT – ROTATE – MAX. 3 ANSWERS)

(402-419)

|  |     |
|--|-----|
| Is-suq Intern Ewropew                      | 1,  |
| Il-politika kulturali                      | 2,  |
| Il-politika barranija                      | 3,  |
| Il-politika dwar id-difiża                 | 4,  |
| Il-kwistjonijiet rigward l-immigrazzjoni   | 5,  |
| Il-politika dwar l-edukazzjoni             | 6,  |
| Il-kwistjonijiet rigward l-ambjent         | 7,  |
| Il-kwistjonijiet rigward l-enerġija        | 8,  |
| L-appoġġ għal reġjuni ifqar                | 9,  |
| Ir-riċerka u l-innovazzjoni xjentifika     | 10, |
| Kwistjonijiet soċjali u ta' saħħa          | 11, |
| Il-ġlieda kontra l-kriminalità             | 12, |
| Il-ġlieda kontra l-bidla fil-klima         | 13, |
| Affarijiet ekonomiċi                       | 14, |
| Infrastruttura tat-trasport u tal-enerġija | 15, |
| Oħrajn (SPONTANEOUS)                       | 16, |
| Xejn minn dawn (SPONTANEOUS)               | 17, |
| Ma nafx                                    | 18, |

NEW

3) MISTOQSIJET DWAR IL-PRESIDENZA

ASK QA19 TO QA22 ONLY IN EU27 - OTHERS GO TO QB1

|      |  |
|------|--|
| QA19 | Fl-Unjoni Ewropea, kull Pajjiż Membru, meta jmissu, isir il-President tal-Kunsill ta' l-Unjoni Ewropea għal sitt xhur. Bhalissa jmiss lir-Repubblika Ċeka. Dan l-aħħar inti qrajt fil-gurnali, jew smajt fuq ir-radju jew fuq it-televiżjoni, jew rajt fuq l-Internet, xi ħaġa dwar il-presidenza tar-Repubblika Ċeka? (M) |
|------|--|

**(420)**

|         |   |
|---------|---|
| Iva     | 1 |
| Le      | 2 |
| Ma nafx | 3 |

EB70.1 QA29

ASK QA20 ONLY IN CZ - OTHERS EU27 GO TO QA21

ASK QA21 ONLY IN THE EU27 - OTHERS GO TO QB1

|      |  |
|------|--|
| QA21 | Mill-ewwel ta' Lulju 2009, ser ikun imiss l-Isvezja. Dan l-aħħar inti qrajt fil-gurnali, jew smajt fuq ir-radju jew fuq it-televiżjoni, jew rajt fuq l-Internet, xi ħaġa dwar il-presidenza ta' l-Isvezja? (M) |
|------|--|

**(422)**

|         |   |
|---------|---|
| Iva     | 1 |
| Le      | 2 |
| Ma nafx | 3 |

EB70.1 QA31

L-UE, ID-DINJA, IL-GLOBALIZZAZZJONI

|      |  |
|------|--|
| QB1a | Liema minn dawn li ġejjin taħseb li huwa l-aktar importanti biex jiddetermina l-poter u l-influwenza totali ta' pajjiż jew grupp ta' pajjiżi fid-dinja? L-ewwelnett? |
|------|--|

|      |            |
|------|------------|
| QB1b | U t-tieni? |
|------|------------|

|                                     |
|-------------------------------------|
| (SHOW CARD - ONE ANSWER PER COLUMN) |
|-------------------------------------|

| (READ OUT - BOTTOM TO TOP/ TOP TO BOTTOM) | (444)           | (445)            |
|---|-----------------|------------------|
|   | QB1a<br>L-EWWEL | QB1b<br>IT-TIENI |
| Is-saħħa ekonomika tiegħu                 | 1               | 1                |
| L-influwenza politika tiegħu              | 2               | 2                |
| Is-saħħa militari tiegħu                  | 3               | 3                |
| L-influwenza kulturali tiegħu             | 4               | 4                |
| Oħrajn (SPONTANEOUS)                      | 5               | 5                |
| Xejn (SPONTANEOUS)                        | 6               | 6                |
| Ma nafx                                   | 7               | 7                |

|     |
|-----|
| NEW |
|-----|

|      |  |
|------|--|
| QB2a | U fl-opinjoni tiegħek, liema minn dawn li ġejjin jikkarakterizza l-Unjoni Ewropea bl-aħjar mod? L-ewwelnett? |
|------|--|

|      |            |
|------|------------|
| QB2b | U t-tieni? |
|------|------------|

|                                     |
|-------------------------------------|
| (SHOW CARD - ONE ANSWER PER COLUMN) |
|-------------------------------------|

| (READ OUT - SAME BOTTOM TO TOP/TOP TO BOTTOM AS IN QB1) | (446)           | (447)            |
|---|-----------------|------------------|
|   | QB2a<br>L-EWWEL | QB2b<br>IT-TIENI |
| Is-saħħa ekonomika tagħha                               | 1               | 1                |
| L-influwenza politika tagħha                            | 2               | 2                |
| Is-saħħa militari tagħha                                | 3               | 3                |
| L-influwenza kulturali tagħha                           | 4               | 4                |
| Oħrajn (SPONTANEOUS)                                    | 5               | 5                |
| Xejn (SPONTANEOUS)                                      | 6               | 6                |
| Ma nafx   | 7               | 7                |

NEW

QB3 Għal kull waħda minn dawn l-istqarrijiet, jekk jogħġbok għidli jekk inti taqbilx ħafna, pjuttost taqbel, pjuttost ma taqbilx, jew ma taqbel xejn.

(SHOW CARD WITH SCALE – ONE ANSWER PER LINE)

|   | (READ OUT - ROTATE)   | Naqbel ħafna | Pjuttost naqbel | Pjuttost ma naqbilx | Ma naqbel xejn | Ma nafx |
|---|---|--------------|-----------------|---------------------|----------------|---------|
| 1 | Il-globalizzazzjoni hija opportunita` għat-tkabbir ekonomiku                                | 1            | 2               | 3                   | 4              | 5       |
| 2 | Il-globalizzazzjoni żżid in-nuqqas ta' ugwaljanza   | 1            | 2               | 3                   | 4              | 5       |
| 3 | Il-globalizzazzjoni toħloq il-ħtieġa ta' liġijiet komuni fuq livell dinji ("gvernar dinji") | 1            | 2               | 3                   | 4              | 5       |

EB69.2 QA47a&amp;b TREND MODIFIED

DO NOT ASK QB4a IN CY(tcc) - CY(tcc) GO TO QB4b

QB4a Liema minn dawn iż-żewġ sentenzi li ġejjin toqrob l-aktar lejn l-opinjoni tiegħek dwar il-globalizzazzjoni?

(READ OUT – ONE ANSWER ONLY)

**(451)**

|   |   |
|---|---|
| Il-globalizzazzjoni tirrappreżenta opportunità għall-kumpaniji Maltin grazzi għall-ftuħ tas-swieq | 1 |
| Il-globalizzazzjoni tirrappreżenta theddida għall-impjeg u għall-kumpaniji f'pajjiżna             | 2 |
| Ma nafx   | 3 |

EB70.1 QA33a

ASK QB4b ONLY IN CY(tcc) - OTHERS GO TO QB5a

ASK QB5a TO SPLIT A - OTHERS GO TO QB5b

QB5a Kemm taqbel jew ma taqbilx ma' l-istqarrija li ġejja: L-Unjoni Ewropea tghin biex tiproteġi liċ-ċittadini Ewropej mill-effetti negattivi tal-globalizzazzjoni.

(READ OUT - ONE ANSWER ONLY)

**(453)**

|                        |   |
|------------------------|---|
| Naqbel totalment       | 1 |
| Tendenza li naqbel     | 2 |
| Tendenza li ma naqbilx | 3 |
| Ma naqbel xejn         | 4 |
| Ma nafx                | 5 |

EB71.1 QA17a

ASK QB5b TO SPLIT B - OTHERS GO TO QB6

QB5b Kemm taqbel jew ma taqbilx ma' din l-istqarijiet li gejjja: L-Unjoni Ewropea tgħin liċ-ċittadini Ewropej jibbenefikaw aktar mill-effetti pożittivi tal-globalizzazzjoni.

(READ OUT – ONE ANSWER ONLY)

|                        |              |
|------------------------|--------------|
|                        | <b>(454)</b> |
| Naqbel totalment       | 1            |
| Tendenza li naqbel     | 2            |
| Tendenza li ma taqbilx | 3            |
| Ma naqbel xejn         | 4            |
| Ma nafx                | 5            |

EB71.1 QA17b

DO NOT ASK QB6a IN CY(tcc) - CY(tc) GO TO QB6b

QB6a Kemm taħseb li l-ekonomija ta' Malta hija influwenzata mis-sitwazzjoni ekonomika globali?

(READ OUT – ONE ANSWER ONLY)

|                  |              |
|------------------|--------------|
|                  | <b>(455)</b> |
| Hafna            | 1            |
| Xi ftit jew wisq | 2            |
| Ma tantx         | 3            |
| Xejn affattu     | 4            |
| Ma nafx          | 5            |

NEW

ASK QB6b ONLY IN CY(tcc) - OTHERS GO TO QB7

ASK ALL

|     |   |
|-----|---|
| QB7 | Tgħid li l-ekonomija Ewropea sejra aħjar, sejra agħar jew sejra tajjeb daqs l-ekonomija...? |
|-----|---|

(SHOW CARD)

|  | (READ OUT) | Sejra aħjar | Sejra agħar | Sejra tajjeb daqs | Ma nafx |
|--|------------|-------------|-------------|-------------------|---------|
|--|------------|-------------|-------------|-------------------|---------|

|   |            |   |   |   |   |
|---|------------|---|---|---|---|
| 1 | Amerikana  | 1 | 2 | 3 | 4 |
| 2 | Ġappuniża  | 1 | 2 | 3 | 4 |
| 3 | Ċiniża     | 1 | 2 | 3 | 4 |
| 4 | Indjana    | 1 | 2 | 3 | 4 |
| 5 | Russa      | 1 | 2 | 3 | 4 |
| 6 | Brażiljana | 1 | 2 | 3 | 4 |

EB69.2 QA50

GOVERNANZA GLOBALI FIL-KUNTEST TAL-KRIŻI EKONOMIKA/ RWOL TAL-UE

|     |   |
|-----|---|
| QB8 | Fl-opinjoni tiegħek, liema minn dawn hi l-aħjar biex tiegħi azzjonijiet effettivi kontra l-kriżi finanzjarja u ekonomika? |
|-----|---|

(SHOW CARD - READ OUT - ROTATE - ONE ANSWER ONLY)

|   | (463) |
|---|-------|
| Il-Gvern Malti                          | 1     |
| L-Unjoni Ewropea                        | 2     |
| L-Istati Uniti                          | 3     |
| Il-G20                                  | 4     |
| Il-Fond Monetarju Internazzjonali (IMF) | 5     |
| Oħrajn (SPONTANEOUS)                    | 6     |
| Xejn (SPONTANEOUS)                      | 7     |
| Ma nafx                                 | 8     |

EB71.1 QD3 TREND MODIFIED

ASK QB9 AND QB10 ONLY IN EU27 - CY(tcc) GO TO QC1b - OTHERS GO TO QC1a

|     |  |
|-----|--|
| QB9 | Kemm taqbel jew kemm ma taqbilx li l-Unjoni Ewropea għandha saħħa u għodod biżżejjed biex tiddefendi l-interessi ekonomiċi tagħha fl-ekonomija globali (M) |
|-----|--|

(SHOW CARD - READ OUT - ONE ANSWER ONLY)

**(464)**

|                        |   |
|------------------------|---|
| Naqbel kompletament    | 1 |
| Tendenza li naqbel     | 2 |
| Tendenza li ma naqbilx | 3 |
| Ma naqbel xejn         | 4 |
| Ma nafx                | 5 |

EB71.1 QA18 TREND MODIFIED

|      |  |
|------|--|
| QB10 | Liema tnejn minn dawn il-miżuri għandha tagħti prijorita' l-Unjoni Ewropea biex tgħin in-nies jegħlbu l-effetti tal-kriżi finanzjarja u ekonomika? |
|------|--|

(SHOW CARD – READ OUT – ROTATE – MAX. 2 ANSWERS)

**(465-476)**

|   |    |
|---|----|
| Investiment fl-edukazzjoni/ taħriġ / riċerka  | 1, |
| Investiment fl-infrastrutturi                 | 2, |
| Investiment fl-enerġija u l-ambjent           | 3, |
| Appoġġ għal kumpaniji kbar / industrija       | 4, |
| Għajjnuna lil SMEs/ negozji żagħar            | 5, |
| Tiggarantixxi l-proviżjoni tal-kura tas-saħħa | 6, |
| Appoġġ għall-pensjonanti                      | 7, |
| Appoġġ lil min jinsab bla xogħol              | 8, |
| Appoġġ għal min hu l-iktar fqir               | 9, |

|                      |     |
|----------------------|-----|
| Oñrajn (SPONTANEOUS) | 10, |
| Xejn (SPONTANEOUS)   | 11, |
| Ma nafx              | 12, |

EB71.1 QA19 TREND MODIFIED

VALURI

DO NOT ASK QC1a IN CY(tcc) - CY(tcc) GO TO QC1b

QC1a Kemm taqbel jew ma taqbilx ma kull waħda minn dawn l-istqarrijiet?

(SHOW CARD WITH SCALE – ONE ANSWER PER LINE)

|   | (READ OUT)  | Naqbel totalment | Tendenza li naqbel | Tendenza li ma naqbilx | Ma naqbel xejn | Ma nafx |
|---|---|------------------|--------------------|------------------------|----------------|---------|
| 1 | L-Istat jintervjeni wisq f'ħajjitna   | 1                | 2                  | 3                      | 4              | 5       |
| 2 | (SPLIT BALLOT A) It-tkabbir ekonomiku għandu jkun prijorità għal Malta, anke jekk dan jaffettwa l-ambjent               | 1                | 2                  | 3                      | 4              | 5       |
| 3 | (SPLIT BALLOT B) Il-ħarsien ta' l-ambjent għandu jkun prijorità għal Malta, anke jekk dan jaffettwa t-tkabbir ekonomiku | 1                | 2                  | 3                      | 4              | 5       |

|   |  |   |   |   |   |   |
|---|--|---|---|---|---|---|
| 4 | Il-kompetizzjoni ħielsa hija l-aqwa garanzija għat-tkabbir ekonomiku | 1 | 2 | 3 | 4 | 5 |
|---|--|---|---|---|---|---|

EB69.2 QD1a TREND MODIFIED

ASK QC1b ONLY IN CY(tcc) - OTHERS GO TO QC2

ASK ALL

QC2 Li kieku fil-futur kellhom iseħħu dawn il-bidliet fl-istil ta' ħajja tagħna, taħseb li tkun ħaġa tajba, ħaġa ħażina, jew la ħaġa tajba u lanqas ħaġa ħażina?

(ONE ANSWER PER LINE)

|  | (READ OUT) | Ħaġa tajba | Ħaġa ħażina | La ħaġa tajba u lanqas ħażina | Ma nafx |
|--|------------|------------|-------------|-------------------------------|---------|
|--|------------|------------|-------------|-------------------------------|---------|

|   |  |   |   |   |   |
|---|--|---|---|---|---|
| 1 | Inqas enfasi fuq il-flus u l-pussess materjali | 1 | 2 | 3 | 4 |
| 2 | Iktar enfasi fuq l-iżvilupp tat-teknoloġija    | 1 | 2 | 3 | 4 |

NEW

QC3 Mill-punti li ġejjin, is-socjetà tagħna fuq liema tnejn għandha tagħmel enfasi sabiex tindirizza sfidi globali maġġuri?

(SHOW CARD – READ OUT – ROTATE - MAX. 2 ANSWERS)

Il-protezzjoni ta' l-ambjent

(507-515)

1,

|  |    |
|--|----|
| L-ugwaljanza soċjali u s-solidarjetà           | 2, |
| Il-kummerċ ħieles/ekonomija tas-suq            | 3, |
| Id-diversità kulturali u l-ftuħ għal ħaddieħor | 4, |
| Il-progress u l-innovazzjoni                   | 5, |
| It-tradizzjonijiet                             | 6, |
| Oħrajn (SPONTANEOUS)                           | 7, |
| Xejn (SPONTANEOUS)                             | 8, |
| Ma nafx  | 9, |

NEW

QC4 Liema waħda mid-dikjarazzjonijiet li ġejjin tiddeskrivi bl-aħjar mod l-opinjoni tiegħek dwar kif nibdlu s-soċjetà tagħna?

(READ OUT – ONE ANSWER ONLY)

(516)

|  |   |
|--|---|
| Bidliet importanti fis-soċjetà tagħna jeħtiegu jintlaħqu ftit, ftit, anki jekk dan l-approċċ jieħu iktar fit-tul                             | 1 |
| Wieħed jista' jikseb biss bidliet importanti fis-soċjetà tagħna billi jaġixxi malajr, anki jekk dan ikun ifisser li xi kultant ikun radikali | 2 |
| Ma għandniex għaliex nibdlu s-soċjetà tagħna (SPONTANEOUS)   | 3 |
| Ma nafx  | 4 |

NEW

QC5 X'inhuma l-aktar tlett prijoritajiet finanzjarji tiegħek?

(SHOW CARD – READ OUT – MAX. 3 ANSWERS)

(517-528)

|                                  |    |
|----------------------------------|----|
| Il-ħlas tal-kontijiet            | 1, |
| Inġemma l-flus għal meta nirtira | 2, |
| Il-ħlas tad-djun                 | 3, |

|   |     |
|---|-----|
| Nixtri dar / appartement                                      | 4,  |
| Ngħaddi l-flus lit-tfal / tfal tat-tfal                       | 5,  |
| Nipprotegi l-familja f'każ li nimrad / ma nkunx nista' naħdem | 6,  |
| Jkolli xi flus imġemmgħin għall-emergenzi                     | 7,  |
| Ngħix tajjeb kemm nista' b'dak li naqla' issa                 | 8,  |
| Nibda negozju   | 9,  |
| Oħrajn (SPONTANEOUS)  | 10, |
| Xejn (SPONTANEOUS)  | 11, |
| Ma nafx   | 12, |

EB63.2 QD1 TREND MODIFIED

QC6 Mingħajr ma tagħti kas ta' jekk inti hux tabilhaqq qed tfittex xogħol, liema minn dawn li ġejjin, personalment, tpoġġi bħala l-aqwa prijorità tiegħek?

(SHOW CARD - READ OUT - ONE ANSWER ONLY)

|                     |       |
|---------------------|-------|
|                     | (529) |
| Salarju tajjeb      | 1     |
| Sigurtà tax-xogħol  | 2     |
| Xogħol interessanti | 3     |
| Ma nafx             | 4     |

NEW

KWISTJONIJIET TA' DRITTIJIET UMANI

QD1 Mil-lista li ġejja ta' kwistjonijiet dwar id-drittijiet tal-bniedem, x'għandhom ikunu l-prijoritajiet ewlenin għall-politika barranija tal-Unjoni Ewropea?

(SHOW CARD – READ OUT – ROTATE – MAX. 3 ANSWERS)

|                                |           |
|--------------------------------|-----------|
|                                | (550-564) |
| Abolizzjoni tal-piena tal-mewt | 1,        |

|   |     |
|---|-----|
| Il-ġlieda kontra t-tortura  | 2,  |
| Id-drittijiet tat-tfal  | 3,  |
| Id-drittijiet tan-nisa  | 4,  |
| Il-ġlieda kontra t-traffikar tal-bnedmin                            | 5,  |
| Drittijiet Ekonomiċi u Soċjali                                      | 6,  |
| Il-libertà tal-kelma  | 7,  |
| Il-libertà tal-midja  | 8,  |
| Il-ġlieda kontra d-detenzjoni mingħajr proċess                      | 9,  |
| Nuqqas ta' proċess ġust   | 10, |
| Il-ġlieda kontra r-razziżmu, l-ksenofobija u d-diskriminazzjoni     | 11, |
| Id-drittijiet ta' dawk li jappartjenu għal minorità u gruppi etniċi | 12, |
| Oħrajn (SPONTANEOUS)  | 13, |
| Xejn (SPONTANEOUS)  | 14, |
| Ma nafx   | 15, |

NEW

QD2 FI-opinjoni tiegħek, fil-preżent, l-UE qiegħda tagħmel wisq, qiegħda tagħmel kemm għandha tagħmel, jew mhux qiegħda tagħmel biżżejjed biex tippromwovi u tiddefendi d-drittijiet umani fid-dinja?

(READ OUT – ONE ANSWER ONLY)

|                |              |
|----------------|--------------|
|                | <b>(565)</b> |
| Wisq           | 1            |
| Biżżejjed      | 2            |
| Mhux biżżejjed | 3            |
| Ma nafx        | 4            |

NEW

QD3 Kemm tħossok infurmat/a tajjeb dwar l-attivitajiet imwettqa mill-UE biex tipproteġi d-drittijiet umani fid-dinja?

(READ OUT – ONE ANSWER ONLY)

|                          | (566) |
|--------------------------|-------|
| Infurmat/a tajjeb hafna  | 1     |
| Infurmat pjuttost tajjeb | 2     |
| Mhux infurmat tajjeb     | 3     |
| Ma jien infurmat xejn    | 4     |
| Ma nafx                  | 5     |

NEW

QD4 Fuq liema parti mid-dinja l-UE għandha tagħti prijorità għat-tisfih tal-isforzi tagħha biex tippromwovi u tipprotegi d-drittijiet umani?

(SHOW CARD – READ OUT – ROTATE – ONE ANSWER ONLY)

|  | (567-568) |
|--|-----------|
| L-Afrika tas-Sub-Sahara  | 1         |
| L-Afrika ta' Fuq   | 2         |
| Il-Lvant Nofsani u l-Golf                                      | 3         |
| L-Asja, l-Asja Ċentrali  | 4         |
| L-Amerika Ċentrali u t'Isfel, il-Karibew                       | 5         |
| L-Amerika ta' Fuq  | 6         |
| L-Ewropa tal-Lvant u l-pajjiżi tal-Kawkasu                     | 7         |
| Il-Balkani tal-Punent  | 8         |
| Oħrajn (SPONTANEOUS)   | 9         |
| Kollha kemm huma, mhux reġjun partikolari wieħed (SPONTANEOUS) | 10        |
| Xejn (SPONTANEOUS)   | 11        |
| Ma nafx  | 12        |

NEW

TEMI ĠODDA

## 1) IDENTITÀ

QE1 FI-opinjoni tiegħek, liema minn dawn huma l-aktar żewġ elementi importanti sabiex jiffurmaw identità Ewropea?

(SHOW CARD – READ OUT – ROTATE – MAX. 2 ANSWERS)

**(589-598)**

|   |     |
|---|-----|
| Storja komuni                                     | 1,  |
| Il-ġeografija                                     | 2,  |
| Valuri demokratiċi                                | 3,  |
| Livell għoli ta' protezzjoni soċjali              | 4,  |
| Kultura komuni                                    | 5,  |
| Wirt reliġjuż komuni                              | 6,  |
| L-ispirtu ta' l-intraprenditorja                  | 7,  |
| Oħrajn (SPONTANEOUS)                              | 8,  |
| Xejn/ Ma hemm ebda identità Ewropea (SPONTANEOUS) | 9,  |
| Ma nafx   | 10, |

NEW

ASK QE2 AND QE3 ONLY IN EU27 - OTHERS GO TO QE4

QE2 In-nies għandhom opinjoni differenti fuq dak li jaħsbu li tisser li tkun Malti/ja. FI-opinjoni tiegħek, fost dawn li ġejjin, liema taħseb li huma l-aktar tliet karatteristiċi importanti ta' li tkun Malti/ja.

(SHOW CARD – READ OUT – ROTATE – MAX. 3 ANSWERS)

**(599-611)**

|   |    |
|---|----|
| Li tkun Kristjan                            | 1, |
| Li taqsam tradizzjonijiet kulturali Maltin  | 2, |
| Li titwieled f'Malta                        | 3, |
| Li jkollok għallinqas ġenituri wieħed Malti | 4, |

|  |     |
|--|-----|
| Li tħossok Malti/ja  | 5,  |
| (GĦAL PAJJIŻI MULTILINGWI BISS) Li tkun taf sewwa waħda mil-lingwi uffiċjali ta' Malta | 7,  |
| Li teżerċita d-dritt taċ-ċittadini, per eżempju billi tivvota f'Malta                  | 8,  |
| Li tkun trabbejt f'Malta   | 9,  |
| Li tkun attiv f'xi assoċjazzjoni jew organizzazzjoni f'Malta                           | 10, |
| Oħrajn (SPONTANEOUS)   | 11, |
| Xejn (SPONTANEOUS)   | 12, |
| Ma nafx  | 13, |

NEW

QE3 U fir-rigward ta' li tkun Ewropew, fost dawn li ġejjin, liema taħseb li huma l-aktar karatteristiċi importanti?

(SHOW CARD – READ OUT – ROTATE – MAX. 3 ANSWERS)

|  |           |
|--|-----------|
|  | (612-623) |
| Li tkun Kristjan   | 1,        |
| Li taqsam tradizzjonijiet kulturali  | 2,        |
| Li titwieled fl-Ewropa   | 3,        |
| Li jkollok għallinqas ġenitur wieħed Ewropew   | 4,        |
| Li tħossok Ewropew   | 5,        |
| Li tkun taf sew lingwa Ewropea, barra l-lingwa tiegħek stess                             | 6,        |
| Li teżerċita d-dritt taċ-ċittadini, per eżempju billi tivvota fl-elezzjonijiet Ewropej   | 7,        |
| Li tkun trabbejt f'pajjiż Ewropew  | 8,        |
| Li tkun attiv f'xi assoċjazzjoni jew organizzazzjoni li tinvolvi ċittadini tal-UE oħrajn | 9,        |
| Oħrajn (SPONTANEOUS)   | 10,       |
| Xejn (SPONTANEOUS)   | 11,       |
| Ma nafx  | 12,       |

NEW

Nixtieqek taħseb fuq l-idea ta' identita' ġeografika. In-nies jaħsbu fuq din l-idea b'modi differenti. Xi nies jistgħu jaħsbu fuqhom infushom bħala Ewropej, bħala Maltin, jew minn reġjun speċifiku, fuq livelli differenti. X'uħud jgħidu li bil-globalizzazzjoni, in-nies qegħdin jersqu iktar qrib xulxin bħala "ċittadini tad-dinja".

QE4 Meta taħseb dwar dan, inti personalment kemm tħossok...?

(SHOW CARD WITH SCALE - ONE ANSWER PER LINE)

|   | (READ OUT – ROTATE)          | Ħafna | Xi ftit jew wisq | Ma tantx | Xejn affattu | Ma nafx |
|---|------------------------------|-------|------------------|----------|--------------|---------|
| 1 | Ewropew                      | 1     | 2                | 3        | 4            | 5       |
| 2 | Malti/ja                     | 1     | 2                | 3        | 4            | 5       |
| 3 | Abitant/a tar-reġjun tiegħek | 1     | 2                | 3        | 4            | 5       |
| 4 | Ċittadin/a tad-dinja         | 1     | 2                | 3        | 4            | 5       |

EB69.2 QB1

2) SKEDA TA' ŻMIEN: IL-FUTUR - L-UNJONI EWROPEA FL-2030

QF1 Tgħid li tħossok ottimist/a ħafna, pjuttost ottimist/a, pjuttost pessimist/a jew pessimist/a ħafna dwar il-futur ta' l-Unjoni Ewropea...?

(ONE ANSWER ONLY)

Ottimist/a ħafna

(648)

1

|                      |   |
|----------------------|---|
| Pjuttost ottimist/a  | 2 |
| Pjuttost pessimist/a | 3 |
| Pessimist/a ħafna    | 4 |
| Ma nafx              | 5 |

EB69.2 QA38

QF2 Immaġina kif se tkun l-Unjoni Ewropea fl-2030. Meta mqabbla mal-lum, il-ħajja taċ-ċittadini Ewropej se jra tkun...?

(READ OUT – ONE ANSWER ONLY)

|  |              |
|--|--------------|
|  | <b>(649)</b> |
| Aktar faċli                            | 1            |
| Aktar diffiċli                         | 2            |
| La aktar faċli u lanqas aktar diffiċli | 3            |
| Ma nafx                                | 4            |

NEW

a) TBASSIR GĦALL-2030

QF3 Taħseb li fl-2030, fl-Unjoni Ewropea, in-nies se jrin jgħixu f'soċjetà fejn se jra tingħata aktar importanza għall-ekonomija, jew għall-ambjent?

(ONE ANSWER ONLY)

|   |              |
|---|--------------|
|   | <b>(650)</b> |
| L-ekonomija   | 1            |
| Fl-ambjent  | 2            |
| It-tnejn se jkollhom importanza ugwali (SPONTANEOUS)    | 3            |
| Ebda bidla, l-istess bħas-soċjetà tal-lum (SPONTANEOUS) | 4            |
| Ma nafx   | 5            |

NEW

QF4 U fl-2030, fl-Unjoni Ewropea, taħseb li n-nies se jra tgħix f'soċjetà li fiha tingħata aktar importanza lis-solidarjetà, jew lill-individwalizmu?

(ONE ANSWER ONLY)

**(651)**

|   |   |
|---|---|
| Is-solidarjetà, l-għajjnuna lil ħaddieħor               | 1 |
| Individwalizmu  | 2 |
| It-tnejn se jkollhom importanza ugwali (SPONTANEOUS)    | 3 |
| Ebda bidla, l-istess bħas-soċjetà tal-lum (SPONTANEOUS) | 4 |
| Ma nafx   | 5 |

NEW

QF5 U taħseb li n-nies se jra tgħix f'soċjetà li fiha tingħata aktar importanza lejn x-xogħol, jew lejn id-divertiment?

(ONE ANSWER ONLY)

**(652)**

|   |   |
|---|---|
| Ix-xogħol   | 1 |
| Divertiment   | 2 |
| It-tnejn se jkollhom importanza ugwali (SPONTANEOUS)    | 3 |
| Ebda bidla, l-istess bħas-soċjetà tal-lum (SPONTANEOUS) | 4 |
| Ma nafx   | 5 |

NEW

QF6 U taħseb li fl-2030, fl-Unjoni Ewropea, in-nies se jra tgħix f'soċjetà li fiha se jra tingħata aktar importanza għall-ordni, jew għal-libertà individwali?

(ONE ANSWER ONLY)

**(653)**

|   |   |
|---|---|
| L-ordni   | 1 |
| Il-libertà individwali                                  | 2 |
| It-tnejn se jkollhom importanza ugwali (SPONTANEOUS)    | 3 |
| Ebda bidla, l-istess bħas-soċjetà tal-lum (SPONTANEOUS) | 4 |
| Ma nafx   | 5 |

NEW

QF7 U taħseb li n-nies ikollhom iktar ħin jew inqas ħin x'jiddedikaw lill-familja?

(ONE ANSWER ONLY)

**(654)**

|   |   |
|---|---|
| Aktar ħin   | 1 |
| Inqas ħin   | 2 |
| Ebda bidla, l-istess bħas-soċjetà tal-lum (SPONTANEOUS) | 3 |
| Ma nafx   | 4 |

NEW

QF8 U taħseb li fl-2030, fl-Unjoni Ewropea, in-nies sejra tgħix f'soċjetà li sejra tkun iktar jew inqas tolleranti lejn minoritajiet etniċi jew reliġjużi?

(ONE ANSWER ONLY)

**(655)**

|   |   |
|---|---|
| Aktar tolleranti  | 1 |
| Inqas tolleranti  | 2 |
| Ebda bidla, l-istess bħas-soċjetà tal-lum (SPONTANEOUS) | 3 |
| Ma nafx   | 4 |

NEW

b) TAMIET GHALL-2030

QF9 Issa eija nitkellmu dwar it-tamiet tiegħek stess u mhux dwar it-tbassir tiegħek għall-futur. FI-2030, fl-Unjoni Ewropea, tippreferi soċjetà li fiha tingħata iktar importanza għall-ekonomija, jew għall-ambjent?

(ONE ANSWER ONLY)

**(656)**

|  |   |
|--|---|
| L-ekonomija  | 1 |
| L-ambjent  | 2 |
| Soċjetà li fiha t-tnejn ikollhom importanza ugwali (SPONTANEOUS) | 3 |
| Ebda bidla, l-istess bħas-soċjetà tal-lum (SPONTANEOUS)          | 4 |
| Ma nafx  | 5 |

NEW

QF10 U fl-2030, fl-Unjoni Ewropea, tippreferi soċjetà li fiha tingħata iktar importanza għas-solidarjetà jew għall-individwalizmu?

(ONE ANSWER ONLY)

**(657)**

|  |   |
|--|---|
| Is-solidarjetà, l-għajnuna lil ħaddieħor                         | 1 |
| Individwalizmu   | 2 |
| Soċjetà li fiha t-tnejn ikollhom importanza ugwali (SPONTANEOUS) | 3 |
| Ebda bidla, l-istess bħas-soċjetà tal-lum (SPONTANEOUS)          | 4 |
| Ma nafx  | 5 |

NEW

QF11 U tippreferi soċjetà li fiha tingħata iktar importanza għax-xogħol, jew għad-divertiment?

(ONE ANSWER ONLY)

(658)

|  |   |
|--|---|
| Ix-xogħol  | 1 |
| Divertiment  | 2 |
| Soċjetà li fiha t-tnejn ikollhom importanza ugwali (SPONTANEOUS) | 3 |
| Ebda bidla, l-istess bħas-soċjetà tal-lum (SPONTANEOUS)          | 4 |
| Ma nafx  | 5 |

NEW

QF12 U fl-2030, fl-Unjoni Ewropea, tippreferi soċjetà li fiha tingħata iktar importanza għall-ordni, jew għal-libertà individwali?

(ONE ANSWER ONLY)

(659)

|  |   |
|--|---|
| L-ordni  | 1 |
| Il-libertà individwali   | 2 |
| Soċjetà li fiha t-tnejn ikollhom importanza ugwali (SPONTANEOUS) | 3 |
| Ebda bidla, l-istess bħas-soċjetà tal-lum (SPONTANEOUS)          | 4 |
| Ma nafx  | 5 |

NEW

QF13 U tippreferi soċjetà li fiha n-nies ikollha aktar ħin jew inqas ħin x'tiddedika lill-ħajja tal-familja?

(ONE ANSWER ONLY)

(660)

|   |   |
|---|---|
| Iktar ħin   | 1 |
| Inqas ħin   | 2 |
| Ebda bidla, l-istess bħas-soċjetà tal-lum (SPONTANEOUS) | 3 |

|         |   |
|---------|---|
| Ma nafx | 4 |
|---------|---|

|     |
|-----|
| NEW |
|-----|

|      |  |
|------|--|
| QF14 | U fl-2030, FL-Unjoni Ewropea, tippreferi soċjetà li tkun iktar tolleranti jew inqas tolleranti lejn minoritajiet etniċi u religjużi? |
|------|--|

|                   |
|-------------------|
| (ONE ANSWER ONLY) |
|-------------------|

|   |              |
|---|--------------|
|   | <b>(661)</b> |
| Iktar tolleranti  | 1            |
| Inqas tolleranti  | 2            |
| Ebda bidla, l-istess bħas-soċjetà tal-lum (SPONTANEOUS) | 3            |
| Ma nafx   | 4            |

|     |
|-----|
| NEW |
|-----|

|      |  |
|------|--|
| QF15 | Għal kull waħda minn dawn li ġejjin, jekk jogħġbok għidli jekk fl-opinjoni tiegħek, fl-2030, fl-Unjoni Ewropea...? |
|------|--|

|  |
|--|
| (SHOW CARD WITH SCALE – ONE ANSWER PER LINE) |
|--|

|   | (READ OUT)  | X'aktarx iva | Le, probabbilment le | Ma nafx |
|---|---|--------------|----------------------|---------|
| 1 | Bħala medja, is-salarji tan-nisa se jkunu ugwali għal dawk tal-irġiel għall-istess livell ta' ħiliet u esperjenza | 1            | 2                    | 3       |
| 2 | Se jkun hemm proporzjon ugwali ta' nisa u rġiel fi fhdan l-istituzzjonijiet politiċi kollha                       | 1            | 2                    | 3       |

|     |
|-----|
| NEW |
|-----|

|      |   |
|------|---|
| QF16 | U fl-2030, fl-Unjoni Ewropea, tippreferi soċjetà fejn...? |
|------|---|

|  |
|--|
| (SHOW CARD WITH SCALE – ONE ANSWER PER LINE) |
|--|

|   | (READ OUT)  | Iva, żgur | Iva, sa ċertu punt | Le, mhux eżattament | Le, żgur li le | Ma nafx |
|---|---|-----------|--------------------|---------------------|----------------|---------|
| 1 | Bħala medja, is-salarji tan-nisa se jkunu ugwali għal dawk tal-irġiel għall-istess livell ta' ħiliet u esperjenza | 1         | 2                  | 3                   | 4              | 5       |
| 2 | Hemm proporzjon ugwali ta' nisa u rġiel fi ħdan l-istituzzjonijiet politiċi kollha                                | 1         | 2                  | 3                   | 4              | 5       |

|     |
|-----|
| NEW |
|-----|

|      |   |
|------|---|
| QF17 | Għal kull waħda minn dawn li ġejjin, jekk jogħġbok għidli jekk fl-opinjoni tiegħek, fl-2030, l-Unjoni Ewropea...? |
|------|---|

(SHOW CARD WITH SCALE- ONE ANSWER PER LINE)

|   | (READ OUT - ROTATE)                                     | X'aktarx iva | Le, probabbilment le | Ma nafx |
|---|---|--------------|----------------------|---------|
| 1 | Ser ikollha biss poter ekonomiku sekondarju             | 1            | 2                    | 3       |
| 2 | Ser ikollha, bl-Ewro, munita aktar soda mid-dollaru     | 1            | 2                    | 3       |
| 3 | Ser tkun waħda mill-akbar potenzi diplomatiċi fid-dinja | 1            | 2                    | 3       |
| 4 | Ser tmur 'l hinn mil-limiti tal-kontinent Ewropew (N)   | 1            | 2                    | 3       |

EB67.2 QA38 TREND MODIFIED

|      |  |
|------|--|
| QF18 | Inti u tkompli timmagina kif se tkun l-2030, fl-opinjoni tiegħek, x'se jkunu l-aktar żewġ kwistjonijiet importanti li tkun qiegħda tiffaċja Malta fl-2030? |
|------|--|

(SHOW CARD - READ OUT - MAX. 2 ANSWERS)

|                                     |  |
|-------------------------------------|--|
| Il-kriminalità                      | <b>(670-686)</b><br>1,<br>2,<br>3,<br>4,<br>5,<br>6,<br>7,<br>8,<br>9, |
| Is-sitwazzjoni ekonomika            |  |
| Il-prezzijiet jogħlew/l-inflazzjoni |  |
| It-tassazzjoni                      |  |
| Il-qgħad                            |  |
| It-terroriżmu                       |  |
| Id-difiża/l-affarijiet barranin     |  |
| Id-djar (housing)                   |  |
| L-immigrazzjoni                     |  |

|  |     |
|--|-----|
| Is-sistema tal-kura tas-saħħa                            | 10, |
| Is-sistema ta' l-edukazzjoni                             | 11, |
| Il-penzjonijiet  | 12, |
| Il-protezzjoni tal-ambjent (Split A)/L-ambjent (Split B) | 13, |
| L-enerġija   | 14, |
| Oħrajn (SPONTANEOUS)                                     | 15, |
| Xejn (SPONTANEOUS)                                       | 16, |
| Ma nafx  | 17, |

|     |
|-----|
| NEW |
|-----|

|                         |
|-------------------------|
| 3) DIMENSJONI REĠJONALI |
|-------------------------|

|                                       |
|---------------------------------------|
| ASK QG ONLY IN EU27 - OTHERS GO TO QH |
|---------------------------------------|

|     |  |
|-----|--|
| QG1 | Fil-fehma tiegħek, liema mil-livelli differenti ta' awtoritajiet pubbliċi: livell Ewropew, livell nazzjonali, reġjonali jew livell lokali, għandu l-ikbar impatt fuq il-kundizzjonijiet ta' l-għixien tiegħek? |
|-----|--|

|                              |
|------------------------------|
| (READ OUT – ONE ANSWER ONLY) |
|------------------------------|

|                                |              |
|--------------------------------|--------------|
|                                | <b>(707)</b> |
| Il-livell Ewropew              | 1            |
| Il-livell Nazzjonali           | 2            |
| Il-livell reġjunali jew lokali | 3            |

Ma nafx

4

EB70.1 QH1 TREND SLIGHTLY MODIFIED

QG2 FI-opinioni tiegħek, l-awtoritajiet reġjonali jew lokali huma kkunsidrati meta tittieħed deċiżjoni dwar policies fuq livell ta' Unjoni Ewropea?

(READ OUT – ONE ANSWER ONLY)

(708)

Biżżejjed

1

Mhux biżżejjed

2

Ma nafx

3

EB70.1 QH2

4) IMMIGRAZZJONI

ASK ALL

QH1 Għal kull waħda minn dawn l-istqarrijiet, jekk jogħġbok għidli jekk għandekx tendenza li taqbel jew li ma taqbilx.

(ONE ANSWER PER LINE)

|   | (READ OUT)  | Tendenza li naqbel | Tendenza li ma naqbilx | Jiddependi (SPONTANEOUS) | Ma nafx |
|---|---|--------------------|------------------------|--------------------------|---------|
| 1 | (NOT IN CY(tcc)) Nies minn gruppi etniċi oħra qed itejjbu l-ħajja kulturali ta' Malta | 1                  | 2                      | 3                        | 4       |

|    |   |   |   |   |   |
|----|---|---|---|---|---|
| 3  | Il-preżenza ta' nies minn gruppi etniċi oħra hija kawża ta' nuqqas ta' sigurtà  | 1 | 2 | 3 | 4 |
| 4  | (NOT IN CY(tcc)) Il-preżenza ta' nies minn gruppi etniċi oħra żżid il-qagħad f'Malta                                  | 1 | 2 | 3 | 4 |
| 6  | Għandna bżonn l-immigranti biex jaħdmu f'ċerti setturi ta' l-ekonomija tagħna   | 1 | 2 | 3 | 4 |
| 7  | Il-wasla ta' l-immigranti fl-Ewropa tista' ssolvi b'mod effiċjenti l-problema tal-popolazzjoni Ewropea li qed tixjieh | 1 | 2 | 3 | 4 |
| 8  | L-immigranti jista' jkollhom rwol importanti fl-iżvilupp ta' fehim u tolleranza aħjar mal-bqija tad-dinja (N)         | 1 | 2 | 3 | 4 |
| 9  | (SPLIT A) L-immigranti jikkontribwixxu aktar f'taxxi milli jibbenefikaw mis-servizzi tas-saħħa u tal-istat (N)        | 1 | 2 | 3 | 4 |
| 10 | (SPLIT B) L-immigranti legali jikkontribwixxu aktar f'taxxi milli jibbenefikaw mis-servizzi tas-saħħa u tal-istat (N) | 1 | 2 | 3 | 4 |

EB66.3 QA25 TREND MODIFIED

5) ĊITTADINI FL-UE/ INTENZJONIJIET TA' MĠIBA

Q11 Meta taħseb fuq l-ispejjeż tal-kura. Diġà kellek tħallas, qed tħallas bħalissa jew qed tistenna li xi darba ħa jkollok tħallas għal kura professjonali ġod-dar jew kura f'xi istitut għal xi wieħed mill-ġenituri tiegħek? Jekk jogħġbok tini r-risposti kollha li japplikaw.

(READ OUT – MULTIPLE ANSWERS POSSIBLE)

(759-763)

|  |    |
|--|----|
| Iva, diġa ħallast fil-passat           | 1, |
| Iva, qed tħallas bħalissa              | 2, |
| Iva, qed tistenna li tħallas fil-futur | 3, |
| Le, l-ebda waħda minn dawn             | 4, |
| Ma nafx                                | 5, |

EB67.3 QA13

Q12 Fil-futur taħseb li se tiġi pprovdut bl-għajnuna xierqa u kura fit-tul jekk ikollok bżonn?

(READ OUT – ONE ANSWER ONLY)

(764)

|                      |   |
|----------------------|---|
| Iva, żgur            | 1 |
| Iva, probabbilment   | 2 |
| Le, probabbilment le | 3 |
| Żgur li le           | 4 |
| Ma nafx              | 5 |

NEW

6) EVALWAZZJONI TAS-SISTEMA SOĊJALI, ILLUM U GĦADA

DO NOT ASK QJ1a IN CY(tcc) - CY(tcc) GO TO QJ1b

QJ1a Għall-kull waħda minn dawn li ġejjin jekk jogħġbok għidli jekk taħsibx li tapplika għas-sistema tas-sigurtà soċjali Maltija. Is-sistema ta' sigurtà soċjali tagħna...

(ONE ANSWER PER LINE)

|   | (READ OUT)                                 | Tapplika pjuttost tajjeb | Tapplika pjuttost ħażin | La waħda u lanqas l-oħra (SPONTANEOUS) | Ma nafx |
|---|--|--------------------------|-------------------------|--|---------|
| 1 | Tipprovdi protezzjoni wiesa biżżejjed      | 1                        | 2                       | 3                                      | 4       |
| 2 | Tista' sservi ta' mudell għal pajjiżi oħra | 1                        | 2                       | 3                                      | 4       |
| 3 | Tiswa wisq flus għas-soċjetà Maltija       | 1                        | 2                       | 3                                      | 4       |

EB66.3 QA20

ASK QJ1b ONLY IN CY(tcc) - OTHERS GO TO QJ2

DO NOT ASK QJ2a IN CY(tcc) - CY(tcc) GO TO QJ2b

|      |   |
|------|---|
| QJ2a | Issa eija naħsbu dwar kif se tkun is-sistema tal-benesseri soċjali f'Malta fl-2030. Fl-opinjoni tiegħek, fl-2030, is-sistema tal-benesseri soċjali tagħna.... |
|------|---|

(ONE ANSWER PER LINE)

|   | (READ OUT)                                      | Iva, żgur | Le, probabbilment le | Ma nafx |
|---|---|-----------|----------------------|---------|
| 1 | Sejra tipprovdi kopertura wiesgħa biżżejjed     | 1         | 2                    | 3       |
| 2 | Sejra tkun tiswa wisq flus għas-soċjetà Maltija | 1         | 2                    | 3       |

NEW

ASK QJ2b ONLY IN CY(tcc) - OTHERS GO TO QJ3

PENSJONIJIET

ASK ALL

QJ3 F'dan il-mument, meta taħseb fil-futur tal-pensjoni tiegħek, tgħid li inti...?

(READ OUT – ONE ANSWER ONLY)

|                          | <b>(815)</b> |
|--------------------------|--------------|
| Kunfidenti ħafna         | 1            |
| Pjuttost kunfidenti      | 2            |
| Pjuttost mhux kunfidenti | 3            |
| Xejn kunfidenti          | 4            |
| Ma nafx                  | 5            |

EB66.3 QA15 TREND MODIFIED

DO NOT ASK QJ4a AND QJ5a IN CY(tcc) - ASK QJ4a IF "CURRENTLY WORK", CODE 5 TO 18 IN D15a - CY(tcc) GO TO QJ4b - OTHERS GO TO QJ5a

QJ4a Li kieku kellek tagħzel mill-possibbiltajiet li ġejjin li huma mmirati biex jiggarantixxu l-iffinanzjar tas-sistema tal-pensjonijiet f'Malta, liema waħda tkun l-aktar aċċettabbli għalik?

(READ OUT – ONE ANSWER ONLY)

**(816)**

|  |   |
|--|---|
| Taħdem u tikontribwixxi għal aktar żmien   | 1 |
| Iżżomm l-età ta' l-irtirar l-istess u żżid il-kontribuzzjoni tiegħek tas-sigurtà soċjali | 2 |
| Iżżomm l-età ta' l-irtirar l-istess u taċċetta li tiegħu anqas                           | 3 |
| Taħlita ta' t-tlieta f'daqqa (SPONTANEOUS)   | 4 |
| Xejn minn dawn (SPONTANEOUS)   | 5 |
| Ma nafx  | 6 |

EB66.3 QA16b TREND MODIFIED

DO NOT ASK QJ5a IN CY(tcc) - ASK QJ5a IF "NOT CURRENTLY WORK", CODE 1 TO 4 IN D15a - OTHERS GO TO QJ6

|      |   |
|------|---|
| QJ5a | Fl-opinjoni tiegħek, liema waħda minn dawn il-possibiltajiet immirati biex jiggarantixxu l-iffinanzjar tas-sistema tal-pensjonijiet f'Malta, hija l-aktar aċċettabbli għal xi ħadd li qed jaħdem? |
|------|---|

(SHOW CARD - READ OUT – ONE ANSWER ONLY) (M)

**(817)**

|  |   |
|--|---|
| Taħdem u tikkontribwixxi għal aktar żmien  | 1 |
| Iżżomm l-età ta' l-irtirar l-istess u tgħolli l-kontribuzzjoni tas-sigurtà soċjali mħallsa mill-ħaddiema | 2 |
| Iżżomm l-età ta' l-irtirar l-istess u taċċetta li wieħed jirċievi anqas                                  | 3 |
| Taħlita ta' t-tlieta f'daqqa (SPONTANEOUS)   | 4 |
| Xejn minn dawn (SPONTANEOUS)   | 5 |
| Ma nafx  | 6 |

EB66.3 QA16d TREND MODIFIED

ASK QJ4b AND QJ5b ONLY IN CY(tcc) - ASK QJ4b IF "CURRENTLY WORK", CODE 5 TO 18 IN D15a - OTHERS GO TO QJ5b

ASK ALL

QJ6 Liema minn dawn l-istqarrijiet li ġejjin tirrifletti l-aħjar is-sitwazzjoni tad-dar tiegħek?

(SHOW CARD - READ OUT – ONE ANSWER ONLY) (M)

|  | (820) |
|--|-------|
| Is-sitwazzjoni preżenti tiegħek ma tħallik tagħmel edba proġett għall-futur. Tgħix ġurnata b'ġurnata | 1     |
| Taf x'ser tkun qed tagħmel f'dawn is-sitt xhur li ġejjin   | 2     |
| Għandek prospettiva fit-tul ta' kif ser tkun id-dar tiegħek min hawn u sena jew sentejn oħra         | 3     |
| Oħra   | 4     |
| Ma nafx  | 5     |

EB65.3 QE14a TREND MODIFIED

QJ7 Tista' jekk jogħġbok tgħidli jekk taqbilx kompletament, għandekx tendenza li taqbel, għandekx tendenza li ma taqbilx, jew ma taqbel xejn ma' dawn l-istqarrijiet li ġejjin?

(SHOW CARD WITH SCALE – ONE ANSWER PER LINE)

|   | (READ OUT)  | Naqbel kompletament | Tendenza li naqbel | Tendenza li ma naqbilx | Ma naqbel xejn | Ma nafx |
|---|---|---------------------|--------------------|------------------------|----------------|---------|
| 1 | (NOT IN CY(tcc) Huwa diffiċli li ssib xogħol tajjeb f'Malta anke bi kwalifiki għoljin | 1                   | 2                  | 3                      | 4              | 5       |
| 3 | Li tbidel ix-xogħlijiet kull tant snin huwa bżonnjuż biex jibqa' jkollok xogħol       | 1                   | 2                  | 3                      | 4              | 5       |

NEW

QJ8 Issa ejja naħsbu dwar is-sitwazzjoni tal-impjegi f'Malta fl-2030. Fl-opinjoni tiegħek, fl-2030, ...

(ONE ANSWER PER LINE)

|   | (READ OUT)   | Iva, żgur | Le, żgur li le | Ma nafx |
|---|--|-----------|----------------|---------|
| 1 | Ikun diffiċli li ssib xogħol tajjeb f'Malta anke bi kwalifiki għoljin            | 1         | 2              | 3       |
| 3 | Li tbiddel ix-xogħlijiet kull tant snin ikun bżonnjuż biex jibqa' jkollok xogħol | 1         | 2              | 3       |

NEW

DEMOGRAFIJA

D1 F'affarijiet politiċi n-nies jikkellmu fuq "ix-xellug" u "il-lemin". Kif tpoġġi l-fehmiet tiegħek fuq din l-iskala?

(SHOW CARD) - (INT.: DO NOT PROMPT - IF CONTACT HESITATES, TRY AGAIN)

(943-944)

|             |   |   |   |   |   |   |   |   |             |
|-------------|---|---|---|---|---|---|---|---|-------------|
| 1<br>Xellug | 2 | 3 | 4 | 5 | 6 | 7 | 8 | 9 | 10<br>Lemin |
| 1           | 2 | 3 | 4 | 5 | 6 | 7 | 8 | 9 | 10          |

Rifjut (SPONTANEOUS)

11

Ma nafx

12

EB71.2 D1

NO QUESTIONS D2 TO D6

D7 Tista' tgħidli liema ittra tikkorrispondi l-aktar mas-sitwazzjoni preżenti tiegħek?

(SHOW CARD - READ OUT - ONE ANSWER ONLY)

(945-946)

|   |    |
|---|----|
| MARRIED OR REMARRIED                                    |    |
| Tgħix mingħajr tfal                                     | 1  |
| Tgħix bi tfal minn dan iż-żwieġ                         | 2  |
| Tgħix bi tfal minn żwieġ ta' qabel                      | 3  |
| Tgħix bi tfal minn dan iż-żwieġ u minn żwieġ ta' qabel  | 4  |
| SINGLE LIVING WITH A PARTNER                            |    |
| Tgħix mingħajr tfal                                     | 5  |
| Tgħix bi tfal minn din l-unjoni                         | 6  |
| Tgħix bi tfal minn unjoni ta' qabel                     | 7  |
| Tgħix bi tfal minn din l-unjoni u minn unjoni ta' qabel | 8  |
| SINGLE  |    |
| Tgħix mingħajr tfal                                     | 9  |
| Tgħix bi tfal   | 10 |

|                       |    |
|-----------------------|----|
| DIVORCED OR SEPARATED |    |
| Tgħix mingħajr tfal   | 11 |
| Tgħix bi tfal         | 12 |
| WIDOW                 |    |
| Tgħix mingħajr tfal   | 13 |
| Tgħix bi tfal         | 14 |
|                       |    |
| Oħrajn (SPONTANEOUS)  | 15 |
| Rifjut (SPONTANEOUS)  | 16 |

EB71.2 D7

D8 Kemm kellek żmien meta waqft l-edukazzjoni full-time tiegħek?

(INT.: IF "STILL STUDYING", CODE '00' - IF "NO EDUCATION" CODE '01' - IF "REFUSAL" CODE '98' - IF "DK" CODE '99')

**(947-948)**

|  |  |
|--|--|
|  |  |
|--|--|

EB71.2 D8

NO QUESTION D9

D10 Sess

**(949)**

Raġel

1

Mara

2

EB71.2 D10

D11 Kemm għandek żmien?

**(950-951)**

|  |  |
|--|--|
|  |  |
|--|--|

EB71.2 D11

NO QUESTION D12 TO D14

ASK D15b ONLY IF NOT DOING ANY PAID WORK CURRENTLY, CODES 1 to 4 in D15a

D15a X'inhu x-xogħol tiegħek bħalissa?

D15b Ġieli għamilt xi xogħol bi fīlas fil-passat? X'kien l-aħħar impjeg tiegħek?

|  | (952-953)          | (954-955)       |
|--|--------------------|-----------------|
|  | D15a               | D15b            |
|  | CURRENT OCCUPATION | LAST OCCUPATION |
| NON-ACTIVE   |                    |                 |
| Responsible for ordinary shopping and looking after the home, or without any current occupation, not working | 1                  | 1               |

|   |    |    |
|---|----|----|
| Student   | 2  | 2  |
| Unemployed or temporarily not working   | 3  | 3  |
| Retired or unable to work through illness   | 4  | 4  |
| SELF EMPLOYED   |    |    |
| Farmer  | 5  | 5  |
| Fisherman   | 6  | 6  |
| Professional (lawyer, medical practitioner, accountant, architect, etc.)                              | 7  | 7  |
| Owner of a shop, craftsmen, other self-employed person  | 8  | 8  |
| Business proprietors, owner (full or partner) of a company  | 9  | 9  |
| EMPLOYED  |    |    |
| Employed professional (employed doctor, lawyer, accountant, architect)                                | 10 | 10 |
| General management, director or top management (managing directors, director general, other director) | 11 | 11 |
| Middle management, other management (department head, junior manager, teacher, technician)            | 12 | 12 |
| Employed position, working mainly at a desk   | 13 | 13 |
| Employed position, not at a desk but travelling (salesmen, driver, etc.)                              | 14 | 14 |
| Employed position, not at a desk, but in a service job (hospital, restaurant, police, fireman, etc.)  | 15 | 15 |
| Supervisor  | 16 | 16 |
| Skilled manual worker   | 17 | 17 |
| Other (unskilled) manual worker, servant  | 18 | 18 |
| Never did any paid work   | 19 | 19 |

|                  |
|------------------|
| EB71.2 D15a D15b |
|------------------|

|                         |
|-------------------------|
| NO QUESTIONS D16 TO D24 |
|-------------------------|

D25 Inti tgħix ġewwa raħal, belt żgħira jew belt kbira?

(READ OUT)

**(956)**

|             |   |
|-------------|---|
| Raħal       | 1 |
| Belt żgħira | 2 |
| Belt kbira  | 3 |
| Ma nafx     | 4 |

EB71.2 D25

NO QUESTIONS D26 TO D39

D40a Tista' tgħidli kemm hemm persuni inkluż/a int li għandhom 15 -il sena jew fuqhom jgħixu fid-dar tiegħek?

(INT.: READ OUT - WRITE DOWN)

**(957-958)**

|  |  |
|--|--|
|  |  |
|--|--|

EB71.2 D40a

D40b Tista' tgħidli kemm hemm tfal li għandhom anqas minn 10 snin jgħixu fid-dar tiegħek?

(INT.: READ OUT - WRITE DOWN)

**(959-960)**

|  |  |
|--|--|
|  |  |
|--|--|

EB71.2 D40b

D40c Tista' tgħidli kemm hemm tfal li għandhom bejn l- 10 u l- 14 -il sena jgħixu fid-dar tiegħek?

(INT.: READ OUT - WRITE DOWN)

**(961-962)**

|  |  |
|--|--|
|  |  |
|--|--|

EB71.2 D40c

D41 Inti twelidt ...?

SHOW CARD - READ OUT - ONE ANSWER ONLY)

**(963)**

|  |   |
|--|---|
| F'Malta  | 1 |
| Fi Stat Membru ieħor ta' l-Unjoni Ewropea                  | 2 |
| Fl- Ewropa, imma f'pajjiż mhux membru ta' l-Unjoni Ewropea | 3 |
| Fl-Asja, fl-Afrika jew fl-Amerka t'isfel                   | 4 |
| Fl-Amerka ta' fuq, fil-Ġappun jew fl-Oċeanja               | 5 |
| Irrifjuta (SPONTANEOUS)                                    | 6 |

EB71.2 D41

D42 U liema minn dawn il-proposti tikkorrispondi mas-sitwazzjoni tiegħek?

(SHOW CARD – READ OUT – ONE ANSWER ONLY)

**(964)**

|  |   |
|--|---|
| Ommok u missierek twieldu f'Malta  | 1 |
| Wieħed mill-ġenituri tiegħek twieled f'Malta u l-ieħor twieled fi Stat Membru ieħor ta' l-Unjoni Ewropea | 2 |
| Ommok u missierek twieldu fi Stat Membru ieħor ta' l-Unjoni Ewropea                                      | 3 |
| Wieħed mill-ġenituri tiegħek twieled f'Malta u l-ieħor twieled barra l-Unjoni Ewropea                    | 4 |
| Ommok u missierek twieldu barra l-Unjoni Ewropea   | 5 |

|  |   |
|--|---|
| Xi hadd mill-ġenituri tiegħek twieled fi Stat Membru ieħor ta' l-Unjoni Ewropea u l-ieħor twieled barra l-Unjoni Ewropea | 6 |
| Ma nafx/Rifjut (SPONTANEOUS)   | 7 |

EB71.2 D42

D43a Għandkom telefon b'linja fissa fid-dar?

D43b Għandek mobile personali?

|     | (965)       | (966)  |
|-----|-------------|--------|
|     | D43a        | D43b   |
|     | Linja fissa | Mobile |
| Iva | 1           | 1      |
| Le  | 2           | 2      |

EB71.2 D43a D43b

D46 Liema minn dawn l-oġġetti għandek?

(SHOW CARD - READ OUT - MULTIPLE ANSWERS POSSIBLE)

|   | (967-976) |
|---|-----------|
| Televixin                                 | 1,        |
| DVD player                                | 2,        |
| Audio CD player                           | 3,        |
| Kompjuter                                 | 4,        |
| Konnessjoni ta' l-internet id-dar         | 5,        |
| Karozza                                   | 6,        |
| Appartament/dar li spiċċajt tħallasha     | 7,        |
| Appartament/dar li għadek tħallas għaliha | 8,        |
| Xejn (SPONTANEOUS)                        | 9,        |
| Ma nafx                                   | 10,       |

EB71.2 D46

D60 Matul l-aħħar tnax-il xahar, inti tgħid li kellek diffikultajiet li tħallas il-kontijiet tiegħek fl-aħħar tax-xahar...?

(SHOW CARD - READ OUT - ONE ANSWER ONLY)

|                      |       |   |
|----------------------|-------|---|
| Hafna mill-ħin       | (977) | 1 |
| Kultant              |       | 2 |
| Kważi qatt/ Qatt     |       | 3 |
| Rifjut (SPONTANEOUS) |       | 4 |

EB71.2 D60

D61 Fuq l-iskala li ġejja, l-1 skala tikkorrispondi għal "anqas livell fis-soċjeta"; skala '10' tikkorrispondi għal "l-ogħla livell fis-soċjeta". Tista' tgħidli fuq liema skala inti tpoġġi lilek innifsek?

(SHOW CARD - ONE ANSWER ONLY)

|                               |           |    |
|-------------------------------|-----------|----|
| 1 L-anqas livell fis-soċjeta' | (978-979) | 1  |
| 2                             |           | 2  |
| 3                             |           | 3  |
| 4                             |           | 4  |
| 5                             |           | 5  |
| 6                             |           | 6  |
| 7                             |           | 7  |
| 8                             |           | 8  |
| 9                             |           | 9  |
| 10 L-ogħla livell fis-soċjeta |           | 10 |

Rifjut (SPONTANEOUS)

11

EB71.2 D61

D62 Tista' tgħidli jekk ...?

(SHOW CARD WITH SCALE - ONE ANSWER PER LINE)

| (READ OUT) | Darba kuljum jew kwazi darba kuljum | Darbtejn jew tlitt darbiet fil-gimgha | Xi darba fil-gimgha | Darba jew darbtejn fix-xahar | Anqas spiss | Qatt | M'għandiex access għall-internet |
|------------|-------------------------------------|---------------------------------------|---------------------|------------------------------|-------------|------|----------------------------------|
|------------|-------------------------------------|---------------------------------------|---------------------|------------------------------|-------------|------|----------------------------------|

|   |   |   |   |   |   |   |   |   |
|---|---|---|---|---|---|---|---|---|
| 1 | Inti tuża l-internet id-dar, fid-dar tiegħek                                      | 1 | 2 | 3 | 4 | 5 | 6 | 7 |
| 2 | Inti tuża l-Internet fuq il-post tax-xogħol tiegħek                               | 1 | 2 | 3 | 4 | 5 | 6 | 7 |
| 3 | Inti tuża l-Internet x'imkien ieħor (l-iskola, l-universita' , cyber-café, eċċ .) | 1 | 2 | 3 | 4 | 5 | 6 | 7 |

EB71.2 D62

INTERVIEW PROTOCOL

P1 DATE OF INTERVIEW

(1003-1004)

DAY

(1005-1006)

MONTH

EB71.2 P1

|    |  |
|----|--|
| P2 | TIME OF THE BEGINNING OF THE INTERVIEW |
|----|--|

|                           |
|---------------------------|
| (INT.: USE 24 HOUR CLOCK) |
|---------------------------|

|             |
|-------------|
| (1007-1008) |
|-------------|

|  |  |      |
|--|--|------|
|  |  | HOUR |
|--|--|------|

|             |
|-------------|
| (1009-1010) |
|-------------|

|  |  |         |
|--|--|---------|
|  |  | MINUTES |
|--|--|---------|

|           |
|-----------|
| EB71.2 P2 |
|-----------|

|    |  |
|----|--|
| P3 | NUMBER OF MINUTES THE INTERVIEW LASTED |
|----|--|

|             |
|-------------|
| (1011-1013) |
|-------------|

|  |  |         |
|--|--|---------|
|  |  | MINUTES |
|--|--|---------|

|           |
|-----------|
| EB71.2 P3 |
|-----------|

|    |   |
|----|---|
| P4 | Number of persons present during the interview, including interviewer |
|----|---|

|        |
|--------|
| (1014) |
|--------|

|                                  |   |
|----------------------------------|---|
| Two (interviewer and respondent) | 1 |
| Three                            | 2 |
| Four                             | 3 |
| Five or more                     | 4 |

|           |
|-----------|
| EB71.2 P4 |
|-----------|

|    |                        |
|----|------------------------|
| P5 | Respondent cooperation |
|----|------------------------|

|        |
|--------|
| (1015) |
|--------|

|           |   |
|-----------|---|
| Excellent | 1 |
| Fair      | 2 |
| Average   | 3 |
| Bad       | 4 |

|           |
|-----------|
| EB71.2 P5 |
|-----------|

|    |                  |
|----|------------------|
| P6 | Size of locality |
|----|------------------|

|               |
|---------------|
| (LOCAL CODES) |
|---------------|

|                    |
|--------------------|
| <b>(1016-1017)</b> |
|--------------------|

|  |  |
|--|--|
|  |  |
|--|--|

|           |
|-----------|
| EB71.2 P6 |
|-----------|

|    |        |
|----|--------|
| P7 | Region |
|----|--------|

|               |
|---------------|
| (LOCAL CODES) |
|---------------|

|                    |
|--------------------|
| <b>(1018-1019)</b> |
|--------------------|

|  |  |
|--|--|
|  |  |
|--|--|

|           |
|-----------|
| EB71.2 P7 |
|-----------|

|    |             |
|----|-------------|
| P8 | Postal code |
|----|-------------|

|                    |
|--------------------|
| <b>(1020-1027)</b> |
|--------------------|

|  |  |  |  |  |  |  |  |  |  |
|--|--|--|--|--|--|--|--|--|--|
|  |  |  |  |  |  |  |  |  |  |
|--|--|--|--|--|--|--|--|--|--|

|           |
|-----------|
| EB71.2 P8 |
|-----------|

|    |                     |
|----|---------------------|
| P9 | Sample point number |
|----|---------------------|

|                    |
|--------------------|
| <b>(1028-1035)</b> |
|--------------------|

|  |  |  |  |  |  |  |  |  |  |
|--|--|--|--|--|--|--|--|--|--|
|  |  |  |  |  |  |  |  |  |  |
|--|--|--|--|--|--|--|--|--|--|

|           |
|-----------|
| EB71.2 P9 |
|-----------|

|     |                    |
|-----|--------------------|
| P10 | Interviewer number |
|-----|--------------------|

|                    |
|--------------------|
| <b>(1036-1043)</b> |
|--------------------|

|  |  |  |  |  |  |  |  |  |  |
|--|--|--|--|--|--|--|--|--|--|
|  |  |  |  |  |  |  |  |  |  |
|--|--|--|--|--|--|--|--|--|--|

|            |
|------------|
| EB71.2 P10 |
|------------|

|     |                  |
|-----|------------------|
| P11 | Weighting factor |
|-----|------------------|

**(1044-1051)**

|  |  |  |  |  |  |  |  |
|--|--|--|--|--|--|--|--|
|  |  |  |  |  |  |  |  |
|--|--|--|--|--|--|--|--|

|            |
|------------|
| EB71.2 P11 |
|------------|

|   |
|---|
| ASK ONLY in LU, BE, ES, FI, EE, LV, MT, TR AND FM |
|---|

|     |                       |
|-----|-----------------------|
| P13 | Language of interview |
|-----|-----------------------|

**(1052)**

|         |
|---------|
| Maltese |
| English |

1  
2

|            |
|------------|
| EB71.2 P13 |
|------------|