



# EUROBAROMETER 71

PUBLIC OPINION IN THE EUROPEAN UNION

SPRING 2009

NATIONAL REPORT

EXECUTIVE SUMMARY

CYPRUS

(AREAS UNDER THE CONTROL OF THE  
GOVERNMENT OF THE REPUBLIC OF  
CYPRUS)

This survey was requested and coordinated by Directorate-General for Communication.

This report was produced for the European Commission's Representation in Cyprus.

This document does not represent the point of view of the European Commission.  
The interpretations and opinions contained in it are solely those of the authors.

## EUROBAROMETER 71.3 – CYPRUS

(Areas under the control of the government of the Republic of Cyprus)

### EXECUTIVE SUMMARY

Eurobarometer 71.3 is the tenth study of the Eurobarometer series to be conducted in Cyprus since its accession to the European Union. Cyprus entered the European Union with the Cyprus problem unsolved and with the Acquis Communautaire applied only in the areas under the control of the government of the Republic of Cyprus.

*The study was conducted between 12 and 30 June, almost a year after the start of the negotiations for a solution of the Cyprus problem, and a few days after the process for the election of members of the European Parliament.*

**The main events** dominating the local media during this period concerned the results of the elections for the European Parliament and the unprecedented for Cyprus high level of voter abstention, the global economic crisis, the effects of the crisis on various sectors of the Cyprus economy, the E.U. and the rest of the world, and the measures decided, both in Cyprus and at an international level, in response to the crisis. As important was the exposure received by the first cases of novel flu recorded in Cyprus and the declaration of a pandemic by the World Health Organization for the first time since 1968, the measures taken by the Cyprus government and the E.U. in response to the flu, the meetings between president Christofias and Turkish Cypriot leader Talat for a solution of the Cyprus problem, the delay in the decision for the opening of the Limnitis crossing point, the possible involvement of the E.U. in the Cyprus negotiations, the visit to Cyprus by Commission president Barroso [24 June] and of Commissioner for Enterprise and Industry Verheugen [15 and 16 June].

**At a second level** media coverage was also dominated by the concern of citizens over rising prices and the relevant reports of the Committee for the Protection of Competition, the negotiating process for the accession of Turkey to the E.U., the debate over the ban on smoking in public spaces in Cyprus, the resignation of the Chief of Police following the conclusion of an investigation on the conditions surrounding the escape of a prisoner serving a life sentence from a private hospital in December 2008, and the measures agreed on by the E.U. Council of Ministers for dealing with the flow of illegal immigrants to Cyprus.

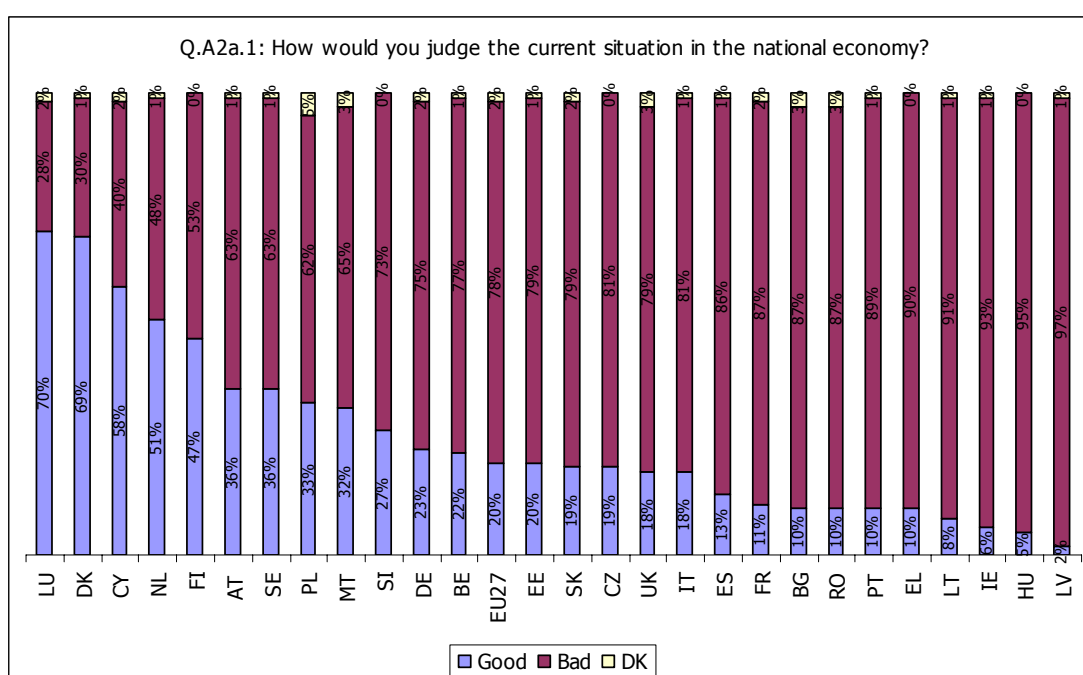
During the same period the media also made reference to the five year anniversary of Cyprus' accession to the E.U., the assumption of the European Council Presidency by Sweden, the discussion of the Organization for Security and Cooperation in Europe during the Corfu summit regarding a E.U. security framework, the decisions of the EU Council regarding the necessary guarantees for Ireland to repeat the referendum on the ratification of the Lisbon Treaty, the opposition protests against the re-election of the government in Iran and their violent suppression, as well as the crash of an Air France jet in the Atlantic Ocean.

**The majority of citizens residing in the areas under the control of the Republic of Cyprus are satisfied with their lives (35% very satisfied and 50% fairly satisfied).**

The level of satisfaction of citizens does not record a change in relation with the results of the Autumn 2008 Eurobarometer. However, in relation to the last time that the question was set to citizens (EB71.2, field study June 2009) there was a 2% increase in the number of citizens that said were satisfied, and a drop of 1% in the number of those that said they were not satisfied.

**The majority of citizens residing in areas under the control of the Republic of Cyprus (58%, 53% Autumn 2008) judge that the situation of the Cyprus economy is good.**

- **On the situation of the E.U. economy** public opinion is split, with 43% (35% Autumn 2008) saying that it is good and 44% (50% Autumn 2008) that it is not, while on the situation of the economy in the world 78% judge that it is bad and only 11% that it is good (E.U.27 15%).



66% of Cypriots believes that the economic situation of their household is good (64% Autumn 2008). Of those just 6% believes that it is very good, while the same percentage believes that it is very bad. In the E.U.27 one in three Europeans (33%) does not believe that the economic situation of their household is good.

On their personal employment situation, about half of all Cypriots (53%) consider that it is good, while just 15% supports the contrary.

- As to the employment situation in Cyprus, just 37% of Cypriots believes that it is good. In the E.U.27 just 13% of citizens believes the same for the situation in their own country.

85% of Cypriots, a higher percentage than the E.U. average (80%) believes that it is difficult to find a good job in Cyprus even with high qualifications.

**On a personal level, Cypriot citizens have the same concerns as European citizens.**

54% considers inflation and 35% the economic situation to be their most important personal problem.

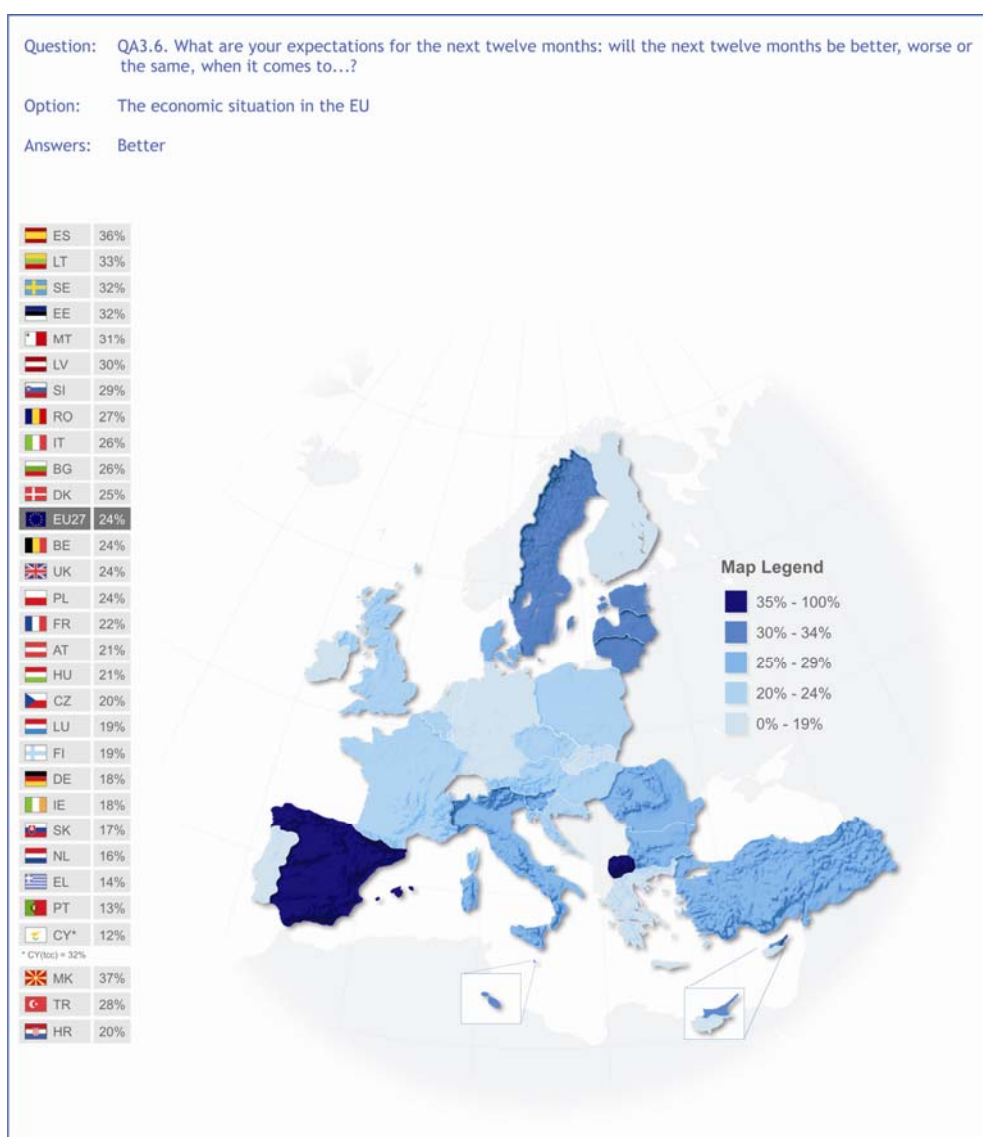
**The main financial priorities for Cypriot citizens are paying the bills (67%, E.U.27 59%), living as well as they can on their current income (47%, E.U.27 41%) and paying off debts (46%, E.U.27 22%).**

**Cypriots would give equal priority to finding a job that pays well and finding a job that offers job security (38% and 34% respectively).**

- Approximately one in four (27%) said that they would prefer a job that is interesting.
- Cyprus records the fourth highest percentage in the E.U.27 in citizens that would prefer a job that pays well.

**The majority of citizens residing in the areas under the control of the Republic of Cyprus do not expect changes to their personal situation within the next twelve months.** In detail, on their life in general 55% of citizens expect that it will remain the same, 28% that it will improve and 14% that it will get worse.

- A small increase from 24% to 28% is recorded since the Autumn of 2008 in those that believe that life in general will improve.
- On the economic situation of their household, 61% does not expect any changes.
- On their personal employment situation, 60% expect that they will remain the same while 12% expect that they will improve.
- Cyprus, with 12%, records the lowest percentage in the E.U. of citizens believing that the economic situation in the E.U. will improve in the next 12 months.



**63% disagrees that economic development must be a priority for Cyprus, even if it affects the environment** (E.U.27 44%), while 83%, the third highest percentage in the E.U.27 (71%) supports that the protection of the environment should be a priority for Cyprus, even if it affects economic development.

**61% of Cypriot citizens believes that free competition is the best guarantee for economic prosperity**, the eighth lowest percentage in the E.U.27 (65%).

**The overwhelming majority of Cypriots (62%) believes that it would be good to give greater emphasis on money and material possessions in the future.**

- Also, 76% supports that it would be good if in the future more emphasis was given on economic development.

**62% of Cypriots asked believes that society will have to emphasize social equality and solidarity, while 52% that it will have to emphasize protecting the environment in order to face major global challenges.**

- Citizens in the E.U.27 as a whole have the same priorities, with 45% supporting the idea of social equality and solidarity and 36% protecting the environment.

**The majority of citizens residing in areas controlled by the government (61%) supports that important changes in our society have to be achieved little by little, even if this approach takes longer.**

**78% of Cypriots believes that in 2030 it will be difficult to find a good job in Cyprus even with good qualifications.**

- This is the highest percentage recorded in the E.U.27 (54%), but is lower than the percentage in those who believe that it is currently difficult to find a good job in Cyprus even with high qualification (85%, E.U.27 80%).

**The two main concerns of Cypriot citizens today are crime (41%) and inflation (34%). The economic situation in general and unemployment are the main concern for 30% and 29% of citizens respectively.**

**More than one in three Cypriot citizens (36%) believe that things in general in Cyprus are moving in the right direction.**

- 33% responded that things are moving in the wrong direction. The number of those that answered positively records an increase of 3% since the Eurobarometer of the Autumn of 2008 (33%).

**36% of citizens (32% Autumn 2008) believe that things in the European Union are moving in the right direction.**

- This is higher than the corresponding percentage in the E.U.27 (34%).

**The trust of citizens towards the Cyprus government is reduced to 56% (however, the fifth highest in the E.U. along with the Netherlands) compared to the previous Eurobarometer in the Autumn of 2008 (65%).**

- Also recording a reduction is the level of trust towards the Cyprus House of Representatives at 53% (Autumn 2008, 63%, Spring 2008 69%). In the E.U.27 32% trust and 61% do not trust their national Parliament.

**Citizens continue to exhibit a high level of trust towards the European Union** with the majority (59%) saying that they trust it (unchanged compared to the Autumn of 2008 but reduced compared to the 71% recorded in the Spring of 2008).

- It is important to note that the level of trust towards the European Union is higher than the E.U. average (47%).

**A small increase (3%) is recorded in the level of trust of Cypriots towards the U.N. compared to the Autumn of 2008.** 35% say that they trust the U.N., 57% that they do not (59% Autumn 2008) and 8% did not answer (9% Autumn 2008).

- In the E.U.27 Cyprus ranks second to last in the level of trust towards the U.N..

**Just 27% (Autumn 2008 29%) of Cypriots trust political parties, with 67% saying that they do not trust them.**

**The majority of citizens residing in the areas controlled by the Republic of Cyprus do not trust the justice system.** 46% continues to trust justice and the national legal system, recording a drop of 13% from the 59% recorded in the Autumn of 2008.

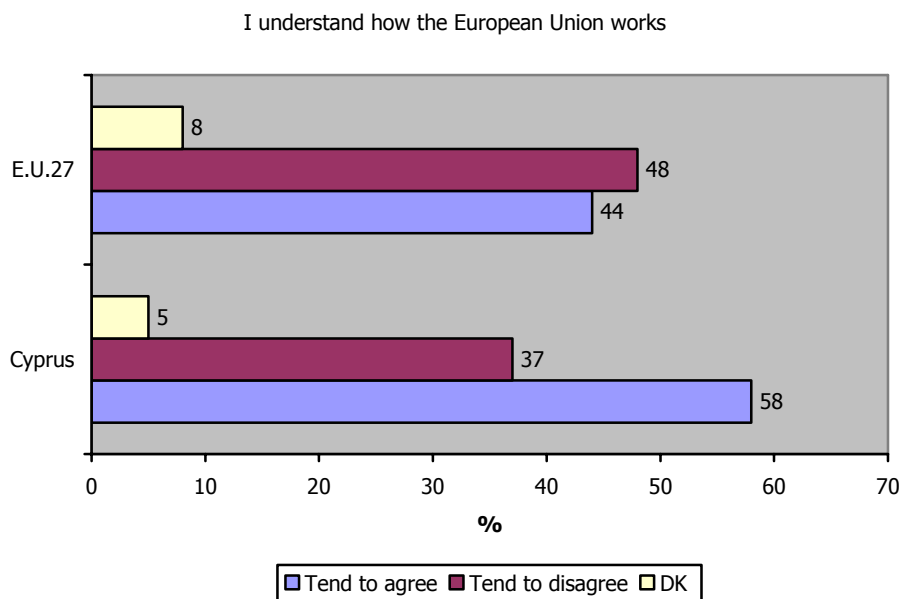
- Also, half of all Cypriots (51%) believe that the state intervenes too much in their lives, with 46% answering to the contrary.

**The absolute majority of citizens in the areas under the control of the Republic of Cyprus have heard of the European Parliament (89%, increase 3% from the Autumn of 2008), the European Commission (84%, without change from the Autumn of 2008), and of the European Central Bank (82%, increase 3% from the Autumn of 2008).**

- On all the E.U. institutions for which they were asked, except for the European Parliament, the level of knowledge of Cypriot citizens is higher than the E.U. average.

**58% of Cypriots (-1%) says that they understand how the European Union works.**

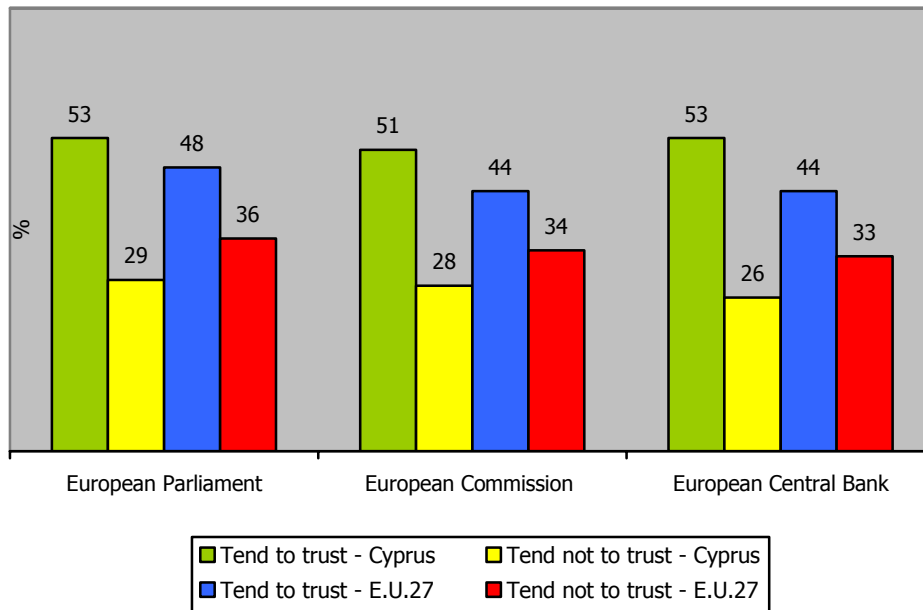
- Cyprus records the second highest percentage in the E.U. in the level of understanding of the way the E.U. works, with Poland ranked first with 59%.



**The majority of citizens in the areas under the control of the Republic of Cyprus continue to trust the basic E.U. institutions, with fluctuations from the previous Eurobarometer ranging from -4% to -10% in level of trust:**

- Its trust towards the European Parliament expresses 53% of the citizens, towards the European Commission 51%, and towards the European Central Bank 53%.
- In the level of trust towards the European Central Bank Cyprus ranks eleventh in the E.U.27 and the percentage recorded in Cyprus is higher than the average level of trust by citizens in Eurozone member states (48%), towards the European Parliament sixteenth highest, and towards the European Commission twelfth highest in the E.U.27.

Trust in E.U. institutions



**52% of citizens say that they have a positive view of the European Union.**

- The percentage with positive opinion is higher than the percentage that believe that Cyprus' membership of the European union is a 'good thing' (47%) but lower than the percentage of those that believe that overall Cyprus has benefited from its membership to the E.U. (54%) and of those that trust the E.U. (59%).

**For the majority of Cypriots (62%) the E.U. means freedom to travel, study and work anywhere within the E.U..** Following are peace and democracy for 42%, and more crime for 38%. In the E.U.27 the Union means freedom to travel, study and work anywhere within the E.U. (42%), followed by the Euro (33%).

**Cypriots are in general negative with regards to the behaviour of the E.U. towards them personally as well as towards Cyprus. 33% (+2% from the Autumn of 2008) of the respondents believe that their voice counts in the E.U..**

- More Cypriots (58%) believe that the voice of Cyprus counts in the E.U., which is the ninth highest percentage recorded in the E.U.27 (53%).
- However, just 37% believe that the interests of Cyprus are taken into account by the E.U. (E.U.27 44%).

**Also, 53% of the respondents said that they feel they are more stable economically because Cyprus is a member of the euro area,** with the Eurozone average at 49%.

**For all issues on which they were asked, the majority of Cypriots finds the performance of the E.U. satisfactory.** The lowest average grade is recorded on the performance of the E.U. in fighting unemployment (4.0/10, E.U.27 3.9/10), with the highest recorded on the performance of the E.U. in cooperation in the field of research and innovation and ensuring food safety (7.2/10).

**The majority of citizens residing in the areas controlled by the Republic of Cyprus continue to view the participation of Cyprus to the E.U. as 'something good' (47%), recording an increase of 7% since the Autumn of 2008.**

- The percentage with a positive view is the lowest recorded since Cyprus' accession in 2004.

**An increase of 11% since the Autumn of 2008, but a drop of 5% since the beginning of 2009, is recorded in the percentage that believes that Cyprus has overall benefited from its membership to the European Union (54%)**

- Cyprus records the eighth lowest percentage in the E.U.27 along with France.

**67% of Cypriot citizens are in favour of a European Monetary Union with a common currency the Euro.**

**55% (drop of 1% since the Autumn of 2008) of Cypriot citizens are in favour of further enlargement of the European Union, with 30% opposed.**

**48% of Cypriots support the speed of building Europe being faster in one group of countries than in the other countries.**

**Cyprus records the highest percentage in support amongst citizens of the E.U.27 member states for more decisions to be taken at a European level.**

- Only in the area of fighting organized crime is Cyprus tied with another member state, the Netherlands.

**However, just 14% of Cypriot citizens believe that the European level of public authorities has a greater impact on their living conditions.**

- The majority (54%) believes that authorities at the national level are those with the greater impact, while 26% believes that it is authorities at the regional or local level that do so.

**45% of the respondents in the areas controlled by the Republic of Cyprus believe that regional or local authorities are sufficiently taken into account when deciding policies are taken in the European Union.**

**Responding to a question as to where E.U. institutions should focus in coming years to strengthen the European Union in the future, both splits in Cyprus set amongst their top preferences the solidarity with poorer regions and social and health issues.**

**53% of Cypriot citizens believes that the most important elements that go to make up a European identity are democratic values (53%), followed by a high level of social protection (32%).**

- In the E.U.27, 41% finds important democratic values, followed by geography (25%).

**48% of Cypriots believes that the most important characteristic to consider one to be Cypriot is to have been born in Cyprus.**

**Cyprus records the highest percentage in the E.U.27 supporting that being Christian is a criterion to consider one to be Cypriot (36%, E.U. 27 10%), followed by having at least one Cypriot parent (33%, E.U.27 13%).**

- A lower percentage than the E.U. average is recorded in Cyprus only on the criterion of speaking the national language (13%, E.U.27 32%).

**According to Cypriots the most important characteristics to consider one to be European are to share European cultural traditions, to be born in Europe, and to feel European, with 48% supporting each.**

- Cyprus records the highest percentage in the E.U.27 for the criterion of sharing European cultural traditions (E.U.27 31%), to have at least one European parent (26%, E.U.27 11%), and to being active in any association or organization involving other E.U. citizens (E.U.27 5%).

**Only 64% of Cypriot citizens feels associated with a European identity**, while 98% associates with a Cypriot identity, 97% with the district/region of residence, and 81% as a citizen of the world (the third highest percentage in the E.U.27).

**74% of Cypriots believes that globalization increases social inequalities, the fourth highest percentage recorded following Greece (81%), France (78%) and Slovenia (76%), with 62% of the E.U.27 supporting the same argument.**

- However, just 58% of the citizens in Cyprus (E.U.27 73%) agree that globalization requires common global rules.
- Also, although the majority, only 49% believe that globalization is an opportunity for economic growth, the third lowest percentage in the E.U.27.

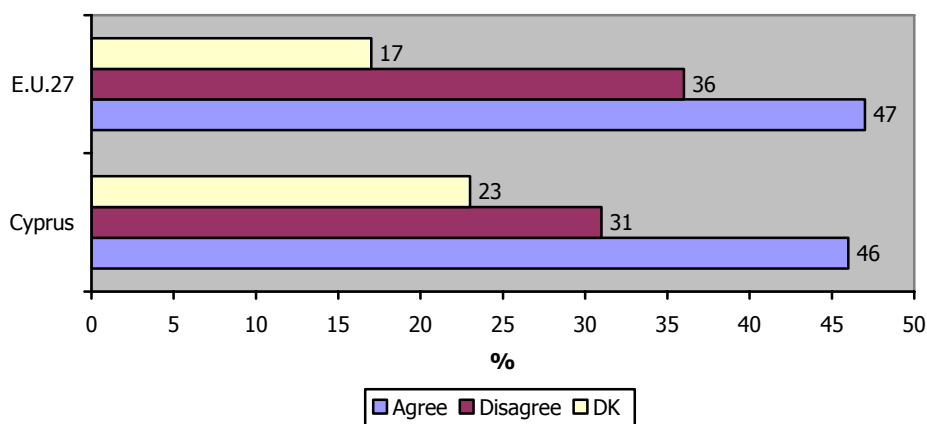
**56% of Cypriot citizens believes that globalization represents a threat to employment and companies in Cyprus (increase of 4% since the Autumn of 2008).**

- Cyprus and Hungary are ranked fourth from last in the E.U.27 as to the positive view of globalization, while Denmark ranks first with 75%.

**The percentage of Cypriots that believes that the E.U. can protect them from the negative consequences of globalization has decreased.**

- 46% (drop of 4% since the Autumn of 2008) agree that the E.U. helps protect them, while 31% (increase of 5% since the Autumn of 2008) disagree.

The European Union helps to protect European citizens from the negative effects of globalisation



**The majority of Cypriots (54%, increase of 12% since the Autumn of 2008) agrees that the E.U. enables European citizens to better benefit from the positive effects of globalization.**

**Economic power is the most important factor in determining a country's or group of countries' overall power and influence in the world according to the overwhelming majority of Cypriot citizens (62%).**

- 23% of Cypriots set military strength as the most important factor, the highest percentage recorded in the E.U.27
- Just 2% of Cypriots set as the most important factor cultural influence in determining overall power and influence in the world.

**Cypriots set military strength as the second most important factor determining overall power and influence in the world (35%), again the highest percentage recorded amongst E.U. member states (E.U.27 20%).**

- Following in order of preference as the second most important factor were political influence (31%), economic power (27%), and cultural influence (5%).

**The main characteristic of the E.U. according to Cypriot citizens is its economic power (60%).**

- This is the second highest percentage in the E.U.27 along with Luxemburg and Malta.
- As the second most important characteristic Cypriots set the political influence of the E.U. (Cyprus 49%, E.U.27 40%).

**The European Union is the most able to take effective actions against the effects of the financial and economic crisis according to citizens residing in the areas under the control of the Republic of Cyprus (33%).**

- This is the second highest percentage recorded in the E.U.27 following Greece (38%), with the E.U. average at 21% and the lowest percentage being recorded in the U.K. with 9%.
- The second most able body according to Cypriots is the G20 (20%, E.U.27 20%).

**87% of Cypriots believes that the economy of Cyprus is affected by the global economic situation. Of those 51% believes that it is affected to a large extent while 36% that it is somewhat affected.** Just 11% believe that it is not affected, while only 4% believes that it is not affected at all.

**Cypriots are amongst the most positive in the E.U. as to the performance of the European economy compared to some of the major world economies.**

- In all comparisons expect for in relation to the Japanese economy, more Cypriots believe that the European economy is performing better.

**78% of Cypriots agrees that the European Union has sufficient power and tools to defend its economic interests in the global economy (E.U.27 66%).**

- This is the second highest percentage in the E.U.27, along with Slovakia and following Denmark (79%).

**Cypriots and European citizens in general agree as to the two measures the EU should prioritize in order to help people overcome the effects of the financial and economic crisis.** These are support for small and medium businesses (Cyprus 47%, E.U.27 37%) and support for the unemployed (Cyprus 37%, E.U.27 27%).

**47% of Cypriots has not had to pay, is currently paying, or expects one day that will pay for professional home care or care in an institution for either of their parents.** Just 6% is currently paying for such services and just 9% that they have paid in the past.

- 34% expects to pay for such services in the future, recording a large increase of 16% from the last time the question was set (Eurobarometer 67.3, Spring 2007).
- 53% of Cypriots expects they you will be provided with the appropriate help and long-term care if they were to need it, which is equal to the E.U.27 percentage.

**The vast majority disagrees that the social welfare system in Cyprus provides wide enough coverage (55%, in the E.U.27 42% disagrees and 48% agrees), while 46% disagrees that the social welfare system in Cyprus could serve as a model for other countries (in the E.U.27 40% disagrees and 46% agrees).**

- Also 41% (E.U.27 54%) agrees that the system is too expensive for the Cyprus society, recording an increase of 16% since the Autumn of 2006.

**The predictions of Cypriots for the social welfare system in Cyprus in 2030 are negative.**

- 50% expects that it will be too expensive for the Cyprus society (E.U.27 57%), 12% disagrees (E.U.27 23%), while a huge 38% did not answer (E.U.27 20%).

However, a smaller percentage than the E.U.27 average disagrees with the premise that the system in Cyprus will provide wide enough coverage (Cyprus 29%, E.U.27 46%).

54% of Cypriots answer that they are confident of the future of their pension, while 38% that they are not.

- The corresponding percentages for the E.U.27 are 39% confident (-3%) and 57% not confident (+5%).

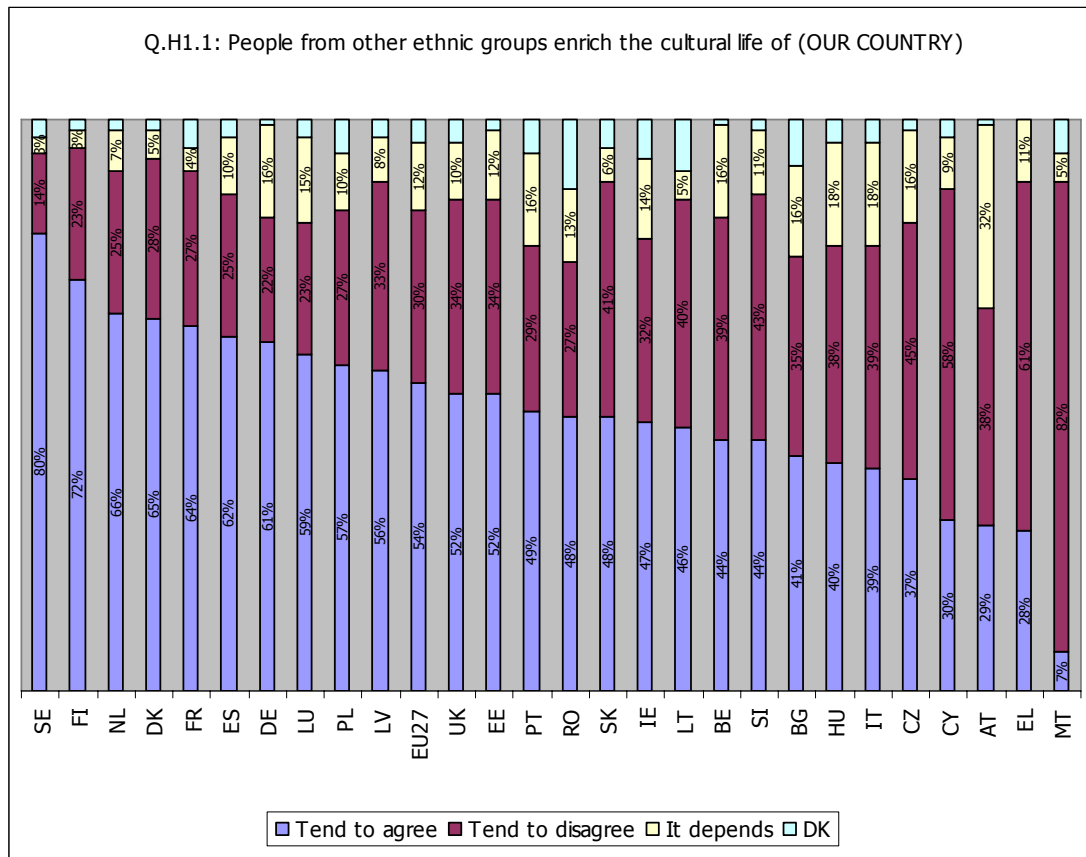
More than half the citizens in the Republic of Cyprus (54%) would prefer to maintain the retirement age and increase their social security contributions in order to guarantee the financing of the pension system in Cyprus. This is the highest percentage recorded in the E.U.27 with the average at 30%.

More acceptable for someone who is working would be to maintain the retirement age and increase social security contributions paid by the workers according to the majority (45%) of the respondents in the areas controlled by the republic of Cyprus.

- This is the second highest percentage recorded in the E.U. following Finland (46%), with the E.U. average at 30%.

Despite the acknowledgement by 57% of Cypriots that immigrants are needed to work in certain sectors of the economy, they exhibit a tendency against immigration.

- 58% of the citizens residing in areas controlled by the Republic of Cyprus disagrees that people from other ethnic groups enrich the cultural life of Cyprus.



- Cypriots are also divided as to whether immigrants can play an important role in developing greater understanding and tolerance with the rest of the world (40% agree and 40% disagree).
- 82%, the highest percentage amongst member states, believe that the presence of people from other ethnic groups is a cause of insecurity.
- Also 90% believe that the presence of people from other ethnic groups increases unemployment in Cyprus, again the highest percentage recorded in the E.U.27 (49%).
- Cyprus also records the fifth highest percentage of disagreement as to that the arrival of immigrants in Europe can be effective in solving the problem of Europe's ageing population (59%, E.U.27 45%).
- As to the contribution of immigrants to the Cyprus economy and the benefits they receive, the majority (55%, E.U.27 51%) disagrees with the premise that immigrants contribute more in taxes than they benefit from health and welfare services, while 54% disagree that legal immigrants contribute more in taxes than they benefit from health and welfare services (E.U.27 45%).

**61% of Cypriots, the highest percentage recorded in the E.U.27, believe that the European Union's foreign policy should focus on fighting human trafficking (E.U.27 33%), 46% on children's rights (E.U.27 36%), and 40% on economic and social rights (E.U.27 33%).**

- Cyprus records the lowest percentage in the E.U. (2%, E.U.27 9%), along with Malta, in the percentage of citizens that finds freedom of speech important enough to be a priority for the European Union's foreign policy.
- It also recorded the third lowest percentage (5%, E.U.27 8%) in the percentage of citizens that believe the rights of those belonging to minority and ethnic groups are important enough to be a priority for the Union's foreign policy.

**The majority of Cypriots (44%) believes that the E.U. is doing about the right amount to promote and defend human rights in the world (E.U.27 37%), 39% that it is not doing enough (E.U.27 48%), and only 6% that it is doing too much (E.U.27 3%).**

**Cypriot and European citizens in general say that they do not feel they are well informed about the activities undertaken by the EU to protect human rights in the world.**

- Just 33% of Cypriots feel they are well informed (E.U.27 27%), while 67% in Cyprus and 70% in the E.U.27 that they are not.

**30% of Cypriots believe that the E.U. should prioritize strengthening its efforts to promote and protect human rights in the Sub-Saharan Africa, while 21% of the citizens believe that none of the areas they were asked about should receive priority.**

**Cypriots in general are more optimistic about the future of the E.U. than the average in the E.U.27 (Cyprus 72%, E.U.27 64%).**

- Only 20% are pessimistic (E.U.27 29%), the fifth lowest percentage recorded in the E.U..

**The majority of Cypriots (41%) and citizens in the E.U. as a whole (32%) believe that life in the European Union in 2030 will be more difficult than it is today.**

- The percentage recorded in Cyprus is the fifth highest in the E.U.27.

**Cyprus records the highest percentage amongst the 27 member states in citizens that believe that in 2030 society will give more importance to the economy. The E.U. average is at 33%.**

However, responding to a question on their own preferences, 47% of Cypriots would prefer a society that gives more attention to the environment, 33% would prefer the economy and the environment to have equal importance, and 19% would like more attention to be given to the economy.

The overwhelming majority of Cypriots (69%, the highest percentage recorded in the E.U.27) believes that in 2030 in the E.U. people will be living in a society that gives more attention to individualism than solidarity (E.U.27 31%).

However, the majority of Cypriot citizens (85%) would prefer that the E.U. society in 2030 would give more attention to solidarity.

More than half the citizens (54%) residing in the areas under the control of the Republic of Cyprus believes that in 2030 people in the E.U. will be living in a society that gives more attention to work than leisure (E.U.27 46%).

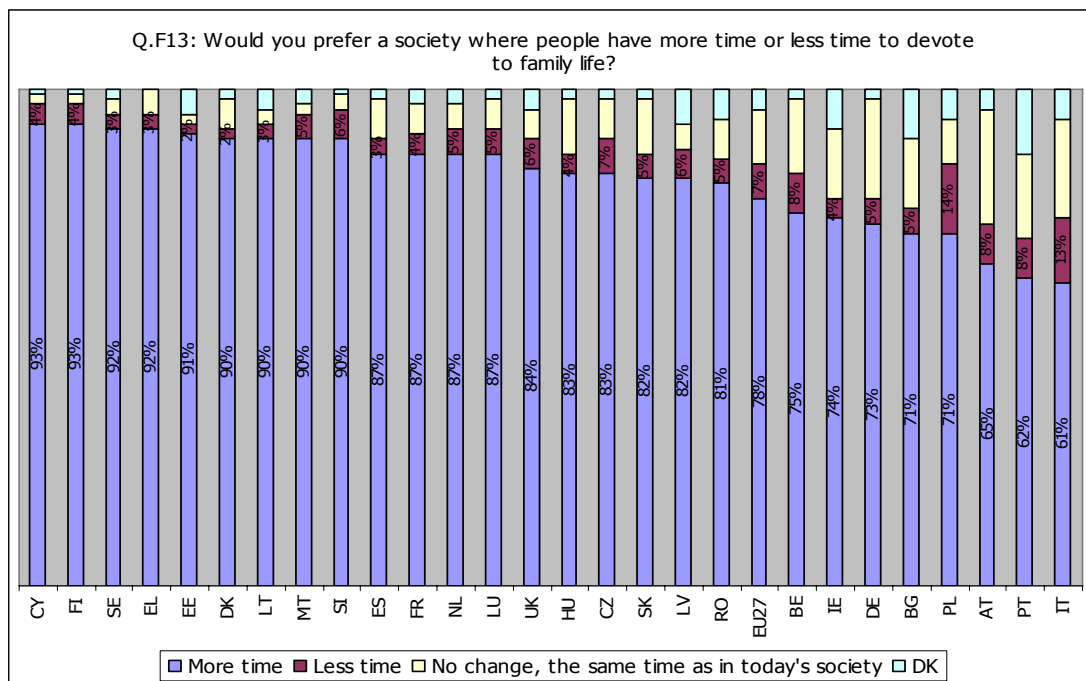
42% however would prefer more attention to be given to leisure (E.U.27 33%), while 26% to work (E.U.27 29%). 31% would like the two to get the same attention (E.U.27 32%).

60% of the respondents in Cyprus answered that in 2030 people in the E.U. will be living in a society that gives more attention to individual freedom. This is the highest percentage in the E.U.27 (30%), and lower than the 35% that believe that more attention will be given to order.

Contrary to their expectations, 45% of Cypriots would like the society in 2030 to give more attention to order, while just 32% would like more attention to be given to individual freedom.

Cyprus records the second highest percentage in the E.U. (71%, E.U.27 44%) in those that believe that in 2030 people will have less time to devote to family life.

The absolute majority of Cypriots however (93%) would like in 2030 for people to have more time to devote to family life (E.U.27 78%). This is the highest percentage recorded in the E.U. along with Finland.



**Cypriots are divided as to the tolerance of society towards ethnic and religious minorities in 2030.**

- 44% think that it will be more tolerant, 43% less tolerant and 5% does not expect a change from today's society.

**Once again both Cypriot and E.U. citizens as a whole exhibit preferences in relation to the E.U. society in 2030 that are different from their expectations.** 78% of Cypriots (the tenth highest percentage in the E.U.27) as well as 73% of E.U. citizens would prefer a society that is more tolerant towards ethnic and religious minorities.

**80% of Cypriots thinks that in 2030 in the E.U. (E.U.27 59%) on average, women's salaries will be equal to those of men's for the same level of skills and experience.** This is the highest percentage recorded in the E.U.27.

**Also positive is 66% of Cypriots as to the premise that there will be an equal proportion of women and men within all political institutions in 2030.**

- Again Cyprus records the highest percentage in the E.U.27 (49%).

**Once more a higher percentage (90%) shows a preference towards an equal proportion of women and men within all E.U. political institutions in 2030,** the second highest percentage recorded in the E.U.27 (77%) following Sweden (92%).

**Cypriots are more positive, yet more contradictory than other E.U. citizens in questions relating to the future of the E.U..**

- 72% say that the E.U. in 2030 will have, with the euro, a more powerful currency than the dollar (Spring 2007, EB67.2 61%).
- However, 54%, the highest percentage recorded in the E.U.27, say that in 2030 the E.U. will only be a secondary economic power (Eurozone 31%).

**Also, 65% of Cypriots believes that the European Union will be a leading diplomatic power in the world.** This percentage records only a marginal increase of 1% since the Spring of 2007.

**Cyprus also recorded the third highest percentage in citizens that believe that the E.U. will go far beyond the limits of the European continent by 2030 (53%),** with the European average at 43%.

- Cyprus records the lowest percentage in citizens that disagree with this particular premise (18%) indicative of the belief of Cypriots that the E.U. does not have or will not be able to maintain a geographic border.

**Both Cypriot and European citizens as a whole think that the most important problems facing their country in 2030 are approximately the same they currently are.**

- The most important issue according to Cypriot citizens will continue to be crime.
- The 47% recorded in Cyprus on the issue is by far the highest percentage amongst citizens of the 27 member states.

**Unemployment is the second most probable important issue for both Cypriots (26%, currently the fourth most important issue) and other E.U. citizens.**