



*Standard Eurobarometer*



European  
Commission

# EUROBAROMETER 66

PUBLIC OPINION IN THE EUROPEAN UNION

## AUTUMN 2006

NATIONAL REPORT

IRELAND

Standard Eurobarometer 66 / Autumn 2006 – TNS Opinion & Social

This survey was requested and coordinated by Directorate-General Communication.

This report was produced for the European Commission's Representation in Ireland.

This document does not represent the point of view of the European Commission.  
The interpretations and opinions contained in it are solely those of the authors.

## **Introduction**

This is the tenth in a series of six-monthly reports on Irish attitudes to the European Union. Each report is based on evidence from the most recent Eurobarometer survey of European public opinion. Eurobarometer surveys are conducted bi-annually in each Member State using nationally representative samples. This report is based on *Eurobarometer 66.1*, which was conducted in autumn 2006.<sup>1</sup>

## **Attitudes towards EU Membership and Policies**

Conventional wisdom suggests that Irish people are very positive about Ireland's membership of the European Union. However, a more nuanced picture of Irish opinion emerges when account is taken of attitudes toward specific policy issues. When people are asked to think about the EU in general terms, Irish people are more positive about the EU than are people in any other Member State. Seventy-eight percent of Irish people believe that Ireland's membership of the European Union is 'a good thing' as compared with just 53 percent of respondents across the 25 Member States (See Figure 1). Irish people are less likely than respondents across the EU to regard membership as 'a bad thing' (seven percent as compared with 16 percent). That said, it is worth noting that respondents in Poland, Slovakia and Slovenia are even less likely to regard membership as 'a bad thing' (six percent in each country). It is also worth observing that a notable minority of Irish people are unsure about Ireland's membership of the EU as 12 percent believe that it is 'neither good nor bad' and three percent do not provide an opinion.

Irish people are also more likely than respondents in any other EU country to feel that their country has benefited from membership. Eighty-seven percent of Irish people believe that Ireland has benefited from EU membership as compared with just 54 percent of respondents across the 25 Member States (See Figure 2). Irish people are less likely than respondents across the EU to regard membership as 'a bad thing' (seven percent as compared with 34 percent). It is also worth noting that when it comes to this question of benefits of membership, most Irish people are willing to

---

<sup>1</sup> *Eurobarometer 66.1* was fielded in Ireland between 6<sup>th</sup> September and 10<sup>th</sup> October 2006. Across the 25 Member States, *Eurobarometer 66.1* was fielded between 6<sup>th</sup> September and 10<sup>th</sup> October 2006.

express an opinion about this aspect of membership (only six percent do not provide an opinion).

The third measure of people's attitudes toward the EU is perhaps the most general in that it addresses people's image of the EU (See Figure 3). Irish people differ from respondents in most other countries in that they are least likely to have a 'neutral' image of the EU. In Ireland, 16 percent of respondents have a 'neutral' image while 34 percent of respondents in the 25 Member States have a 'neutral' image. Instead, Irish people tend to have a positive image of the EU and are more likely to do so than respondents in the other Member States. Seventy-three percent of Irish people have a positive image of the European Union as compared with just 46 percent of respondents across the 25 Member States. Irish people are amongst the least likely respondents to have a negative image of the EU (seven percent); only in Latvia are respondents less likely to have a negative image (five percent). Across the 25 Member States, 17 percent of respondents have a negative image of the EU.

A somewhat different picture begins to emerge when the focus is widened to take account of the impact of EU membership on particular aspects of life in Ireland (See Figure 4). Irish people tend to regard EU membership as having a 'good effect' on the economy. In particular, very large majorities of Irish people believe membership has had a 'good effect' on 'our economy' (89 percent), on 'our standard of living' (88 percent) and on 'employment in our country' (81 percent). It is worth noting that most people express an opinion on the effect of membership on the economy (less than 10 percent do not provide an opinion) and only very small percentages regard the EU as having a 'bad effect'. People also tend to be very positive about the effects on membership on 'our influence in the world' (75 percent) and 'our country's security' (70 percent). In both cases, the percentages of Irish people who have a positive opinion are similar to those who are positive about membership in general. That said, on both of these issues, Irish people are somewhat less willing to offer an opinion and, amongst those who do, are somewhat more willing to be critical. When it comes to 'our agriculture', the percentage of Irish people who believe membership has had a 'positive effect' is 64 percent. While this is a significant majority, it is notable less than the percentage of Irish people who have a positive image of EU membership. Also, almost a fifth of Irish people believe the EU has had a 'negative effect' on 'our

agriculture’; almost three times the percentage of people who have a negative opinion of membership.

In Ireland, support for specific policy issues, in all but one case, is notably less than what Irish opinion might otherwise suggest. While Irish opinion has led the way in terms of support for membership, when it comes to political union Irish people are amongst the least enthusiastic (See Figure 5). Support for developments toward political union in Ireland is similar to support across the 25 Member States (55 percent and 54 percent, respectively). That said, the distribution of opinion in Ireland differs from that in Europe in that Irish people are less likely to be opposed to political union and are more likely not to offer an opinion.

Support for a variety of policies is weaker than support for membership. For instance, 59 percent of Irish people support ‘one common foreign policy’ and 52 percent support ‘a common defence and security policy’ (Figure 6). Only 34 percent of people support a two-speed integration process and this is the only issue with more Irish people opposed than in favour. It is also worth noting that on these issues more than a fifth of people do not express an opinion.

### *The European Constitution*

The draft European Constitution has been the focus of public debate over the last number of years and a decision as to how to progress will have to be made in the not too distant future. *Eurobarometer 66.1* examines public opinion toward the European Constitution in a variety of ways. The first approach does not refer to the draft European Constitution but to ‘a constitution for the European Union’. Fifty-eight percent of Irish people are ‘for’ a constitution. Comparing Irish people’s responses to this item over time it is evident that support for ‘a constitution’ has remained more or less the same. In the months following the agreement of the wording of the draft European Constitution, *Eurobarometer 62.0* found that 61 percent of Irish people were in favour of ‘a constitution for the European Union’ (59 percent were in favour just prior to the agreement (*Eurobarometer 61*)).

The second approach makes a direct reference to the European Constitution: ‘according to what you know, would you say you are in favour of or opposed to the

European Constitution'. Fifty-six percent of Irish people support the European Constitution (See Figure 7).

There are two points of note. The first is that Irish people are not to the forefront of support for the Constitution. Irish support for the idea of a constitution for the EU is weaker than it is amongst respondents across the Member States (63 percent) while Irish support for the European Constitution is similar to average European support (53 percent). The second point of note is that Irish support for 'a constitution' is very similar to support for the 'European Constitution'. This is interesting because over time support for a constitution as measured by both items has converged. In *Eurobarometer 62.1*, only 28 percent of Irish people reported that they were in favour of the European Constitution. (a prior question asking 'Have you personally heard about the draft European Constitution?', discouraged the 67 percent of Irish respondents who replied 'no' from saying whether or not they support the European Constitution). Since then the percentage of Irish people in favour of it has grown. The recent eight-percentage point increase in support for the European Constitution represents a fall of three percentage points in the percentage of people opposed to the Constitution and a five percentage point drop in the percentage who say 'don't know'.

The rejection of the draft European Constitution by French and Dutch voters has meant that the Member States have been in a period of reflection since the summer of 2005. In order to progress ratification, there are a variety of avenues available to the Member States (See Figure 8). The most popular strategy amongst Irish and European respondents is to renegotiate the European Constitution (35 percent and 48 percent, respectively). About a quarter of respondents believe that the EU Member States should continue with the ratification process: 24 percent in Ireland and 23 percent across the Member States. While a clear majority are in favour of progressing with the European Constitution, about a tenth of respondents in Ireland and in Europe believe that it should be dropped (nine percent and 13 percent, respectively). Attitudes to how the Member States should proceed are stable. The distribution of opinion on these items has not changed since *Eurobarometer 65.2*. A final point of note is that Irish people are less sure about how to proceed than people across the Member States. The percentage of people in Ireland who do not offer an opinion is twice the European average (32 percent and 16 percent, respectively).

### *Enlargement*

In 2007, Bulgaria and Romania will become the newest members of the European Union. While enlargement of the EU is an important event for the countries that join, there is little appetite or enthusiasm for enlargement amongst Irish and European respondents. For *Eurobarometer 66.1*, the sample of respondents was split and the enlargement issue was presented in two different ways. The first referred to enlargement in terms of ‘welcoming new Member Countries’ while the second did so stating ‘prepare a new enlargement of the EU’. Whichever wording is used, it is evident that when respondents are asked which three actions should the EU prioritise, only tiny percentages of people identify enlargement (See Figure 9). In Ireland, three percent of respondents believe the EU should prioritise ‘welcoming new Member Countries’ and three percent believe it should prioritise ‘prepare a new enlargement of the EU’ (two percent of respondents across the 25 Member States believe enlargement should be prioritised). Despite enjoying the benefits of membership, support for further enlargement of the EU (48 percent) is weaker than support for other, somewhat policy issues that may affect the contentious issue of Irish neutrality (i.e. common foreign policy, common security and defence policy and the European Constitution; See Figure 6). In 2004, while Irish people supported the enlargement that took place that year, they were opposed to future enlargements (See *Eurobarometer 61 National Report for Ireland*). Of the two countries that are to join in 2007, Irish people have a more favourable attitude toward Bulgaria than Romania. In Bulgaria’s case, 41 percent of Irish people are in favour of it joining while 31 percent are against with 27 percent undecided. However, in Romania’s case, the percentage against their joining the EU (38 percent) is slightly greater than the percentage in favour (35 percent); 26 percent are undecided (See Figure 10).

This less than warm welcome toward both countries may be related to the Irish experience of immigration. While it is not possible to examine this in great detail, Irish people’s attitudes toward immigrants may provide some guidance on this issue. Figure 11 suggests that the Irish are more positive about immigrants’ contributions to Ireland than respondents in other EU countries. Fifty-six percent of Irish people agree that ‘immigrants contribute a lot to Ireland’ while 34 percent disagree and nine percent do not offer an opinion. There is a strong association between people’s

attitudes to immigration and whether or not they favour Bulgaria and Romania's membership of the EU. On the one hand, of those who agree that 'immigrants contribute a lot to Ireland', 66 percent are in favour of Bulgarian membership and 59 percent are in favour of Romanian membership. On the other hand, those who believe that immigrants do not contribute a lot to Ireland, 59 percent oppose Bulgaria joining the EU and 71 percent oppose Romania joining the EU.

### *Salient Policy Issues and Policy Capacities*

In the last year or so, the issue of energy has been an important issue in public debate. However, issues relating to energy are not salient for respondents in either Ireland or Europe as, at most, five percent of people see it as one of the two most important issues facing their country (See Figure 12). Most Irish people see it as issue best dealt with through international co-operation. Sixty-five percent of people believe that energy decisions should be made jointly within the EU while 32 percent believe such decisions should be made by the national government (See Figure 13).

The most salient policy issues for Irish people are 'crime' (55 percent) and 'healthcare system' (44 percent) (See Figure 12). Unlike energy, Irish people believe that these issues should be addressed within the domestic political arena. (See Figure 13). That said, in *Eurobarometer 66.1*, for some policy issues the same labels are not used in both questions, implying that any conclusions resulting from matching salient issues with policy capacities are at best tentative. The 'healthcare system' is one of the most salient policy issues for Irish people. Seventy-one percent of Irish people believe that the Irish government should make decisions on 'health and social welfare'. It is not possible to determine whether people holding this opinion give equal weight to both or just one of these issues (i.e., health and/or social welfare). When it come to the most salient issue for Irish people, crime, most people believe that decisions should be made by the national government but a sizeable minority feel that decisions should be made jointly within the EU. This suggests that some respondents may be concerned with crime that has links outside national boundaries (e.g. drugs) while others are more concerned with crime that has domestic origins (e.g. burglary).

## **Attitudes toward the Economy, the Single Market and Globalisation**

Economics has been the dominant element of the European project. The single currency symbolises the EU's economic identity. It is both an example of, and a reaction to, increasing economic interdependence between countries. Economic and Monetary Union is an important element of a wider project toward the creation of a single market in Europe. However, before examining people's attitudes to the single market and globalisation, it is important to provide some context by taking account of opinion toward life in Ireland and the Irish economy. The vast majority of Irish people are 'satisfied' with life in Ireland (90 percent) (See Figure 14). Irish people are more likely to be 'satisfied' than respondents on average across the 25 Member States (82 percent). The Europeans who are most likely to be satisfied with life in their countries are people living in Scandinavia and the Benelux while people living in Central and Eastern Europe are least likely to be satisfied.

When it comes to Irish people's expectations about the future they tend to be optimistic rather than pessimistic though in general people think things will go on the same (See Figure 15). Irish people tend to be slightly more optimistic about their own situation than they are about the national economy. With regard to their own situations, 47 percent of Irish people think their 'life in general' will improve over the next twelve months and 36 percent think the financial situation of their household will improve. The percentages of Irish people who believe that the national economy will improve are less as 33 percent believe the employment situation in Ireland will improve and 31 percent think the economic situation will improve. Irish people tend to be more negative about the national economy than their own situations. At least a fifth think the national economy will be worse-off over the next twelve months while less than a eighth think their situation will be worse-off.

Earlier, note was made of the popularity of the single currency amongst Irish people (See Figure 6). Irish people also exhibit a positive attitude toward the single market as 73 percent of people feel it has had a positive effect with just five percent feeling it has a negative effect (Figure 16). Irish people are more positive about the effects of the single market than respondents across the 25 Member States (61 percent). That said, there is some concern about the preamble to the question as it may bias

respondents' answers: 'the single market increased competition in a number of domains such as transport, telecommunication services, banking and insurance services'.

Irish and European respondents differ in terms of their opinion as to the effect of the single market over the last ten years on the international competitiveness of companies (See Figure 17). While 64 percent of Irish people think Irish companies are more competitive, only 42 percent of Europeans think that the international competitiveness of companies from their countries is better. There is little difference in the percentages of people who think the international competitiveness of companies is the same (17 percent in Ireland and 21 percent in the 25 Member States). However, the percentage of Europeans who think it is worse (24 percent) is three times the percentage of Irish people who think so (eight percent).

Irish opinion toward specific aspects of the single market is quite diverse. Two benefits stand out: 74 percent of Irish people report that they have benefited from 'a wider variety of goods from other EU countries' and 69 percent have benefited from 'the common currency, the Euro' (See Figure 18). It is interesting to note that despite the support for the Euro amongst Irish people, 26 percent report that they have not benefited from the common currency. However, on other issues opinion is more divided and in many cases remarkable for the sizeable proportions of Irish respondents who do not offer an opinion. While half of Irish people feel they have benefited from 'EU citizens rights' (53 percent), 'no/less border controls when travelling in the EU' (53 percent) and 'consumer rights' (49 percent), just less than a third of people feel they have not benefited. Also, almost a fifth of respondents do not offer an opinion. On two issues, more Irish people feel that they have not benefited than say they have benefited. That said, given the issues, it is surprising that 37 percent of Irish people feel that they have benefited from 'working or studying in another EU country' and perhaps more so that 36 percent report they have benefited from 'the right to bring a case before the Court of Justice of the European Communities'. The Irish are more likely than Europeans to say that they have benefited from these aspects of the single market project (See Figure 19). At best, 59 percent of Europeans say they have benefited from 'no/less border controls when travelling in the EU' and 52 percent report that they have benefited from 'a wider

variety of goods from other EU countries'. On each of the other issues, Europeans are more likely to report that they have not benefited. Of particular note is that 34 percent say they have benefited from the single currency.

Most Irish people agree that 'free competition is the best guarantee for economic prosperity' (70 percent) with just over a tenth disagreeing with this statement (12 percent) and almost a fifth not expressing an opinion (18 percent) (See Figure 20). There is strong support for competition amongst respondents in EU Member States (64 percent). That said, the percentage of Europeans who disagree with this statement (24 percent) is twice that in Ireland. Opposition to this view is particularly strong in Greece (41 percent), France (38 percent) and Portugal (38 percent).

From one point of view, the single market and the euro are part of a process of increasing economic interdependence between national economies, or globalisation. From another perspective, governments are co-operating in order to exercise some leverage over wider global trends that they could not achieve acting alone. In order to address popular perceptions of both of these points of view, *Eurobarometer 66.1* posed different statements to two sets of respondents (See Figure 21). The two statements differ in that one is positive about the effects of globalisation and the other is negative.

The first set of respondents are asked whether or not they agree that 'the European Union helps to protect us from the negative effects of globalisation'. In Ireland, 51 percent of respondents agree, and 14 percent disagree, that the EU helps protect against the negative effects of globalisation (41 percent of Europeans agree with this statement). The second set of respondents are asked whether or not they agree that 'the European Union enables European citizens to benefit more from the positive effects of globalisation'. In Ireland, 58 percent of respondents agree, and 12 percent disagree, that the EU helps citizens to benefit from globalisation (48 percent of Europeans agree with this statement). The distributions of opinions on these statements point toward two conclusions. First, people regard co-operation between Member States as having some effect on how globalisation influences people's lives. Second, people tend to be more willing to regard the EU's actions as better able to promote the positive aspects of globalisation rather than alleviating globalisation's

negative effects. It is also important to note that about a third of Irish people and a fifth of Europeans do not offer an opinion on either of these statements.

It is often noted that Ireland is one of the most globalised economies in the world but little is known about Irish people's attitudes toward globalisation. In *Eurobarometer 66.1*, respondents are asked about its effects on their national economy. Before outlining the distribution of opinion in Ireland, any conclusions are very tentative because the statements are not opposites. The first statement refers to 'Irish companies': 'globalisation represents a good opportunity for Irish companies thanks to the opening-up of markets'. The second statement refers to 'companies in Ireland' and to 'employment': 'globalisation represents a threat to employment and companies in Ireland'. It is clear that both statements refer to different aspects of the Irish economy and it is not obvious that 'Irish companies' and 'companies in Ireland' are the same thing. With these caveats in mind, it is nevertheless worthwhile comparing the percentages of Irish and European respondents who identify with a positive statement about globalisation and a negative statement. The same percentages of Irish and European respondents feel that globalisation represents a good opportunity for companies (40 percent). However, there is a notable difference between Irish people and Europeans when it comes to the negative view of globalisation. Twenty-six percent of Irish people see globalisation as a threat while 41 percent of Europeans see it as a threat. Again, it is worth noting that a large percentage of Irish people do not opt for either one of these statements: 35 percent of Irish respondents and 19 percent of Europeans.

*Eurobarometer 66.1* explores whether people think globalisation has had a positive or negative effect on a variety of issues. The most striking feature of Figure 22 is the percentages of respondents who do not provide an answer. The percentages of respondents who 'don't know' range from 21 percent ('economic growth in our country') to 33 percent ('disparities between countries'). Taking the three questions that address globalisation, the percentages of no responses suggest that a significant proportion of Irish people have yet to engage with globalisation and its effects.

Irish opinion toward the effects of globalisation is mixed. Most Irish people regard globalisation as having a positive effect on 'scientific and technical progress' (57

percent), 'economic growth in our country' (56 percent) and 'employment in our country' (52 percent). Irish people tend to be less sure about the positive effects of globalisation on issues such as the 'environment' (44 percent), 'health' (39 percent) and 'disparities between countries' (38 percent). That said, for all issues the percentages of people who regard the effects of globalisation as positive rather than negative are always greater. Of those who do express an opinion, few regard globalisation as having 'no effect', even in policy areas normally regarded as domestic such as 'health' (14 percent) and 'quality of public services' (13 percent).

### **Information on the European Union**

Compared to respondents in other European countries, Irish people are not very interested in talking about politics (See Figure 23). Forty percent of Irish people say that they never discuss political matters when they get together with friends. Only in Malta, Portugal and Estonia are people less willing to discuss politics with their friends. In Ireland, 11 percent of people report that they discuss politics with their friends 'frequently' and 48 percent say they do so 'occasionally'. Both of these percentages are notably less than the European average as 16 percent of people report that they discuss politics 'frequently' and 55 percent say they do so 'occasionally'.

Irish people, like those in other European countries, tend to be more interested in 'domestic affairs' than 'European affairs' (See Figure 24). That said, Irish people are more interested in both 'domestic affairs' and 'European affairs' than their European counterparts. There is also a greater difference in the percentages of Irish people interested in 'domestic affairs' and 'European affairs' than there is amongst respondents in the 25 Member States. Seventy-four percent of Irish people report that they are interested in 'domestic affairs' and 52 percent report an interest in 'European affairs'. The European averages are 58 percent reporting an interest in 'domestic affairs' and 44 percent reporting an interest in 'European affairs'.

As well as being less willing to talk about politics, Irish people are also less willing to look for information about the EU, its policies and its institutions (See Figure 25). Almost half of Irish people say that they 'never' look for information on the EU (49 percent). It is clear that Irish people are a lot more likely than Europeans (37 percent)

to say they ‘never’ look for information. Only in Estonia are respondents more likely to say that they ‘never’ look for information on the EU (60 percent). The percentage of Irish respondents who report that they ‘rarely’ look for information is about five percentage points less than the percentage of respondents in the 25 Member States (24 percent and 29 percent, respectively). There is a similar difference in the percentages of Irish and European respondents who say they ‘sometimes’ look for information on the EU (22 percent and 27 percent, respectively). When it comes to ‘often’ looking for information on the EU, Irish respondents do not differ all that much from their European counterparts (four percent and six percent, respectively).

Of course, one problem with looking for information about the EU is that people may find it difficult to find information on the EU. Forty-three percent of Irish people say that it is ‘easy’ to find information on the EU while 14 percent say that it is ‘difficult’ (See Figure 26). Compared to respondents in other European countries, the percentages of Irish people who say that it is ‘easy’ and ‘difficult’ are much lower. This is because 43 percent of Irish people (the highest across the 25 Member States) report that they do not know whether it is ‘easy’ or ‘difficult’. This result is not surprising given that almost half of Irish people report that they ‘never’ look for such information. Almost all of those who ‘often’ look for information on the EU report that it is easy to find information (47 percent say it is ‘very easy’ and 42 percent say it is ‘fairly easy’). Similarly, large percentages of those who ‘sometimes’ or ‘rarely’ look for information report that it is at least ‘fairly easy’ to find (85 percent and 74 percent, respectively). While it is tempting to conclude that information about the EU is readily available and easy to access, even for those who have little experience of looking for such information, it may be that respondents tend to report that it is easy to find information on the EU irrespective of whether or not they look for it. Of those respondents who ‘never’ look for information, 58 percent say it is at least ‘fairly easy’ to find.

There is also an association between people’s interest in politics and whether or not they look for information on the EU. On the one hand, those who ‘frequently’ discuss politics with family and friends are eight times more likely than those who never discuss politics to ‘often’ look for information on the EU (12.6 percent and 1.5 percent, respectively). On the other hand, those who ‘never’ talk about politics are

more likely than those who ‘frequently’ do so to never look for information on the EU (69 percent and 21 percent, respectively).

Earlier *Eurobarometers* showed that people tend to turn to the media when looking for information on the EU. For instance, *Eurobarometer 65.2* reports that more than four out of ten people Irish people turn to the media for information on the EU (60 percent use television, 40 percent newspapers and 39 percent radio) while only one in ten rely on books, brochures and information leaflets.

Given this tendency to turn to the media, it is interesting to note that Irish people are most likely to ‘tend to trust’ radio and television (73 percent and 66 percent, respectively) (See Figure 27) though they are more likely not to trust the press than to trust it (55 percent ‘tend not to trust’ while 38 percent ‘tend to trust’).

Only about a third of Irish people trust domestic political institutions such as the Dail (36 percent), the Irish government (34 percent) and political parties (23 percent). The percentages of people who tend not to trust these domestic institutions are greater than the percentages who trust them (more than half of people in each case). This is not to suggest that Irish people do not trust political institutions. Respondents in Ireland tend to trust international institutions: the United Nations (59 percent) and the European Union (55 percent).

## **Conclusion**

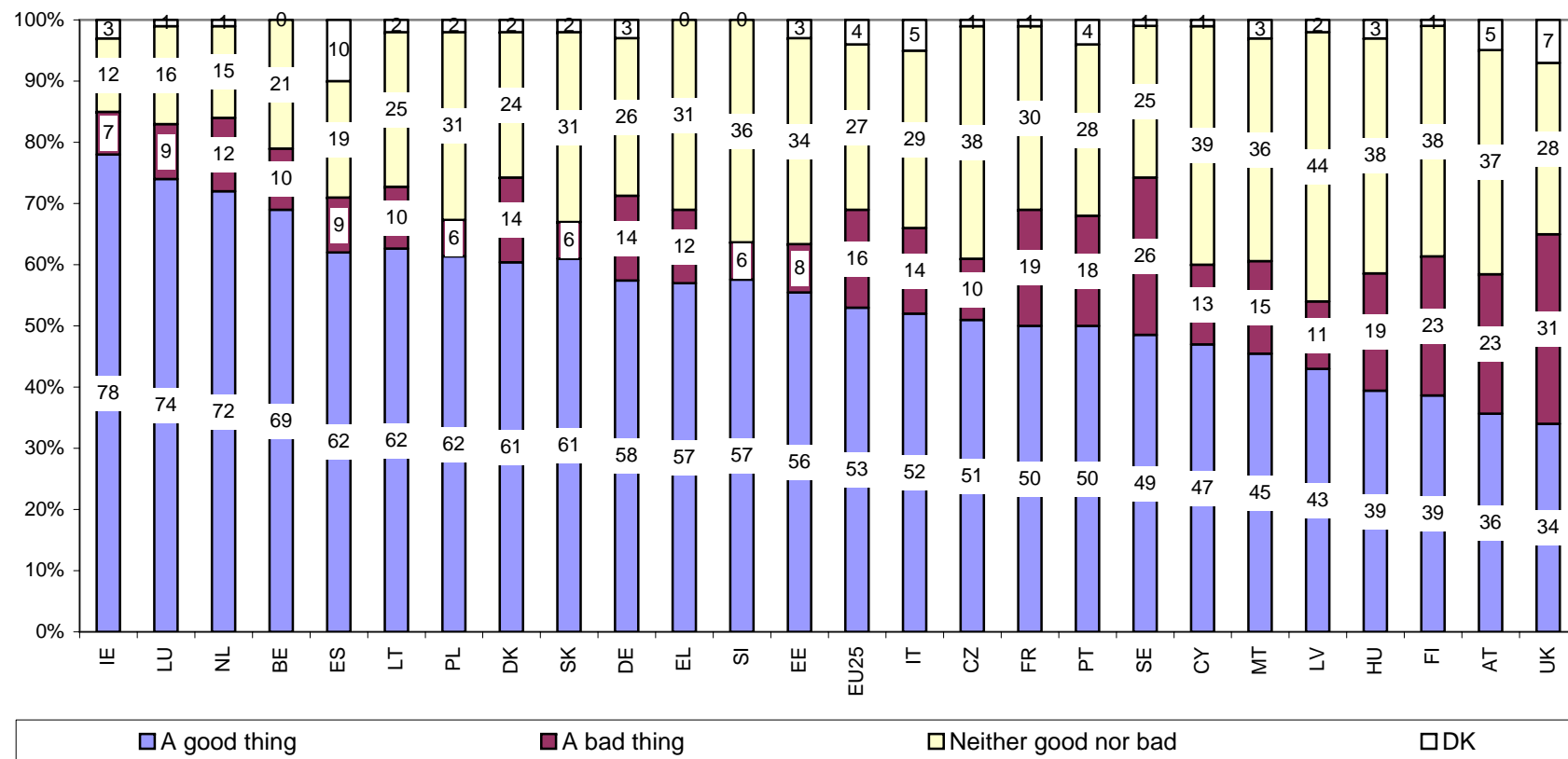
In general, Irish public opinion toward Ireland’s membership of the European Union continues to be very positive. The Irish continue to be the most positive about the European Union on a variety of different measures. However, the reality of Irish opinion is more complex when account is taken of people’s attitudes toward specific policies. First, Irish people in many cases are not as positive about specific aspects of the European project as they are about membership. Second, Irish people are less willing to offer an opinion on these aspects of the European project than they are about membership. There is also a remarkable lack of interest amongst Irish people to learn about the EU, its policies and institutions.

The two key issues over the last year or so have been the fate of the European Constitution and the enlargement of the EU to include Bulgaria and Romania. Support for the Constitution is strengthening in that the percentage supporting the draft text is now similar to the percentage that supports the idea of a constitution. Support for the latter has been quite strong for a number of years while support for the former was initially quite weak. Enlargement is not a salient issue for Irish people and few are enthusiastic about the 2007 accession.

Support for the single currency highlights an important point about opinion toward the EU. Even though the single currency project involved ceding control over monetary policy to the European Central Bank, Irish people are as enthusiastic about the euro as they are about EU membership. This may be because EMU had a definite goal, was associated with particular advantages and disadvantages communicated clearly through the media and the EU progressed toward it over a defined period of time.

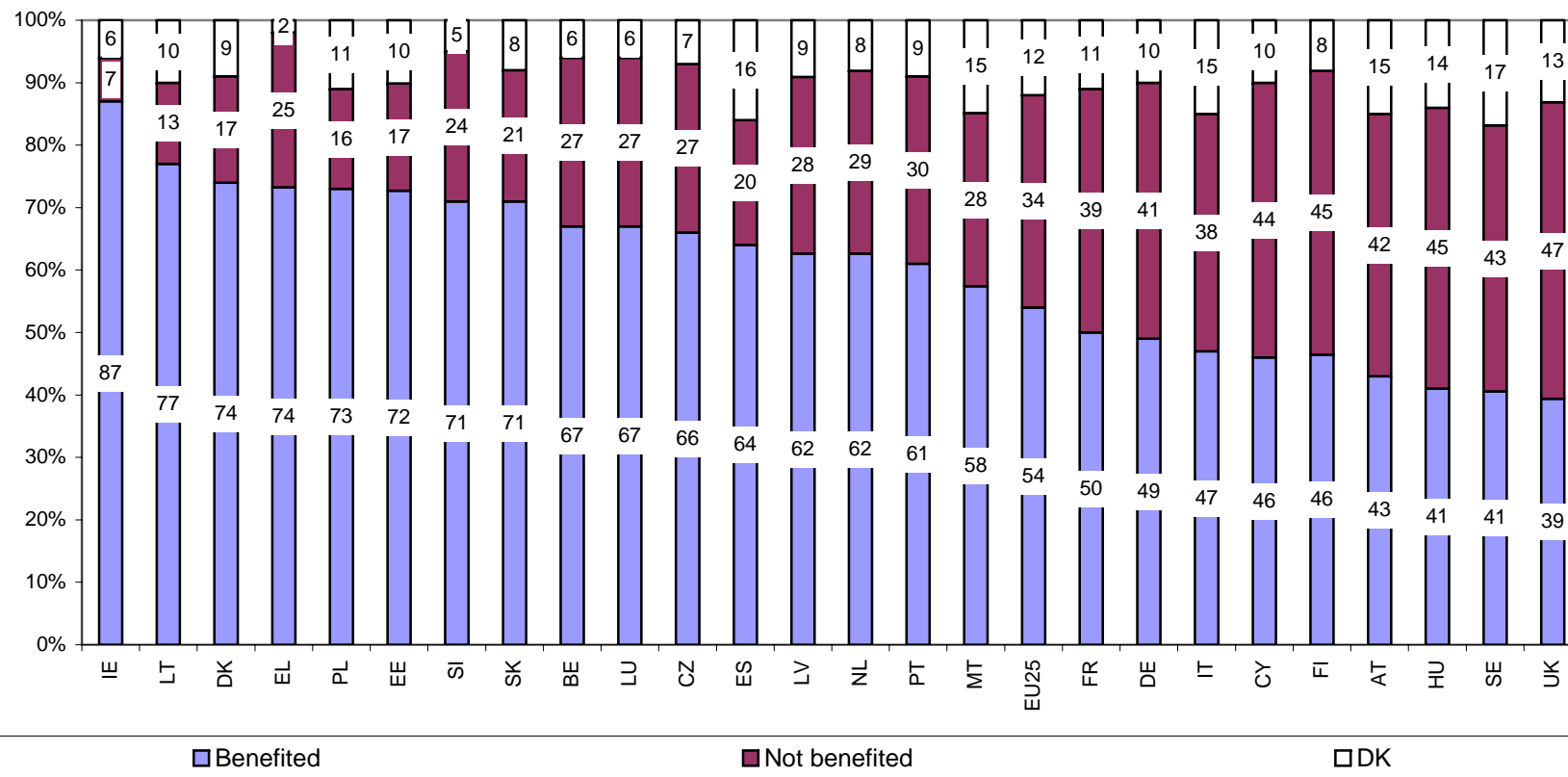


Figure 7a: Attitudes to Country's Membership of European Union (%) [Each Member State]



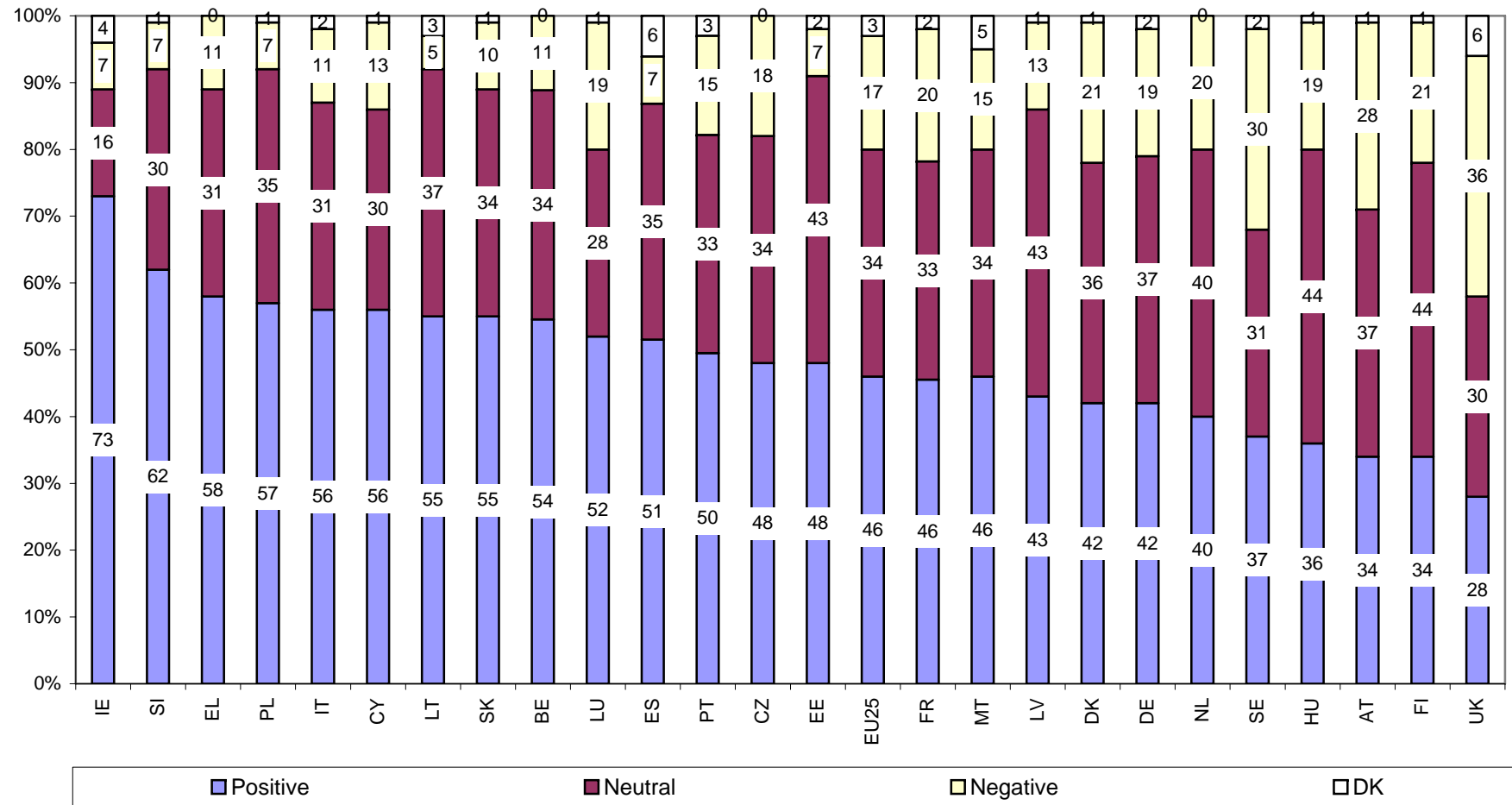
Source: EB66.1, Q7a

Figure 8a: People's Evaluations of Country's Membership of the European Union (%) [Each Member State]



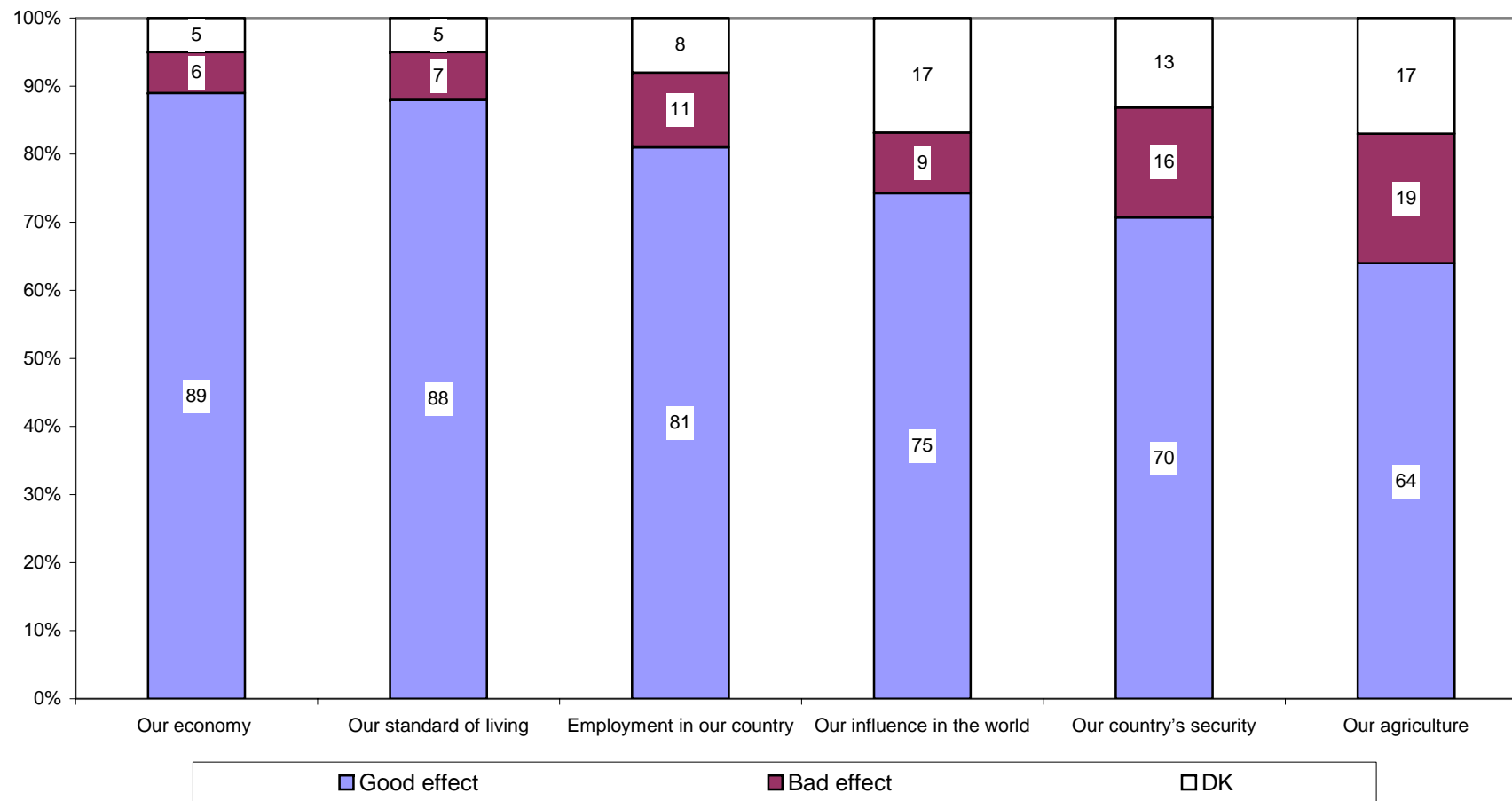
Source: EB66.1, Q8a

Figure 10: People's Images of the European Union (%) [Each Member State]



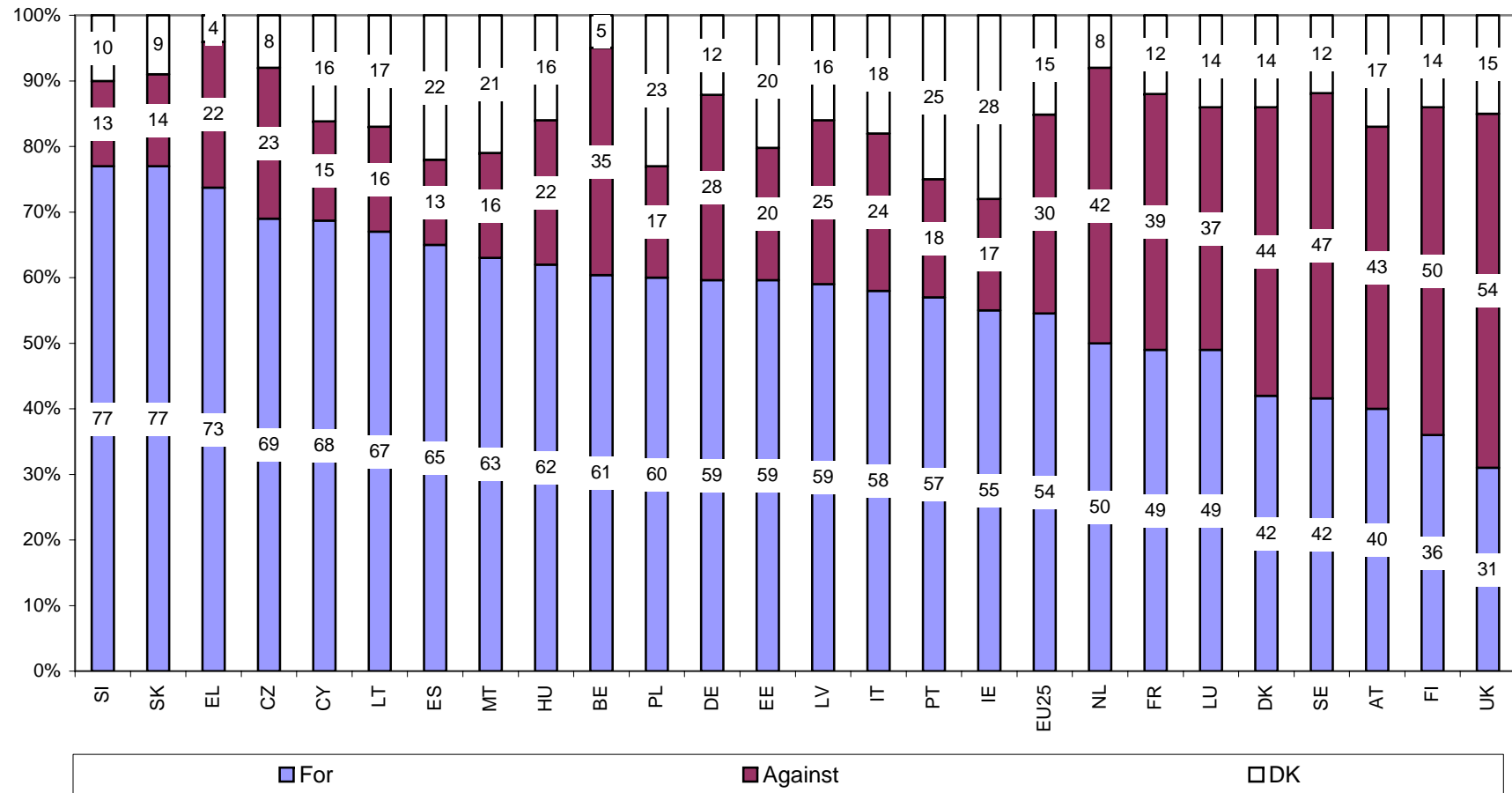
Source: EB66.1, Q10

Figure 9a: People's Attitudes to the Effect of Membership on Ireland (%) [Ireland]



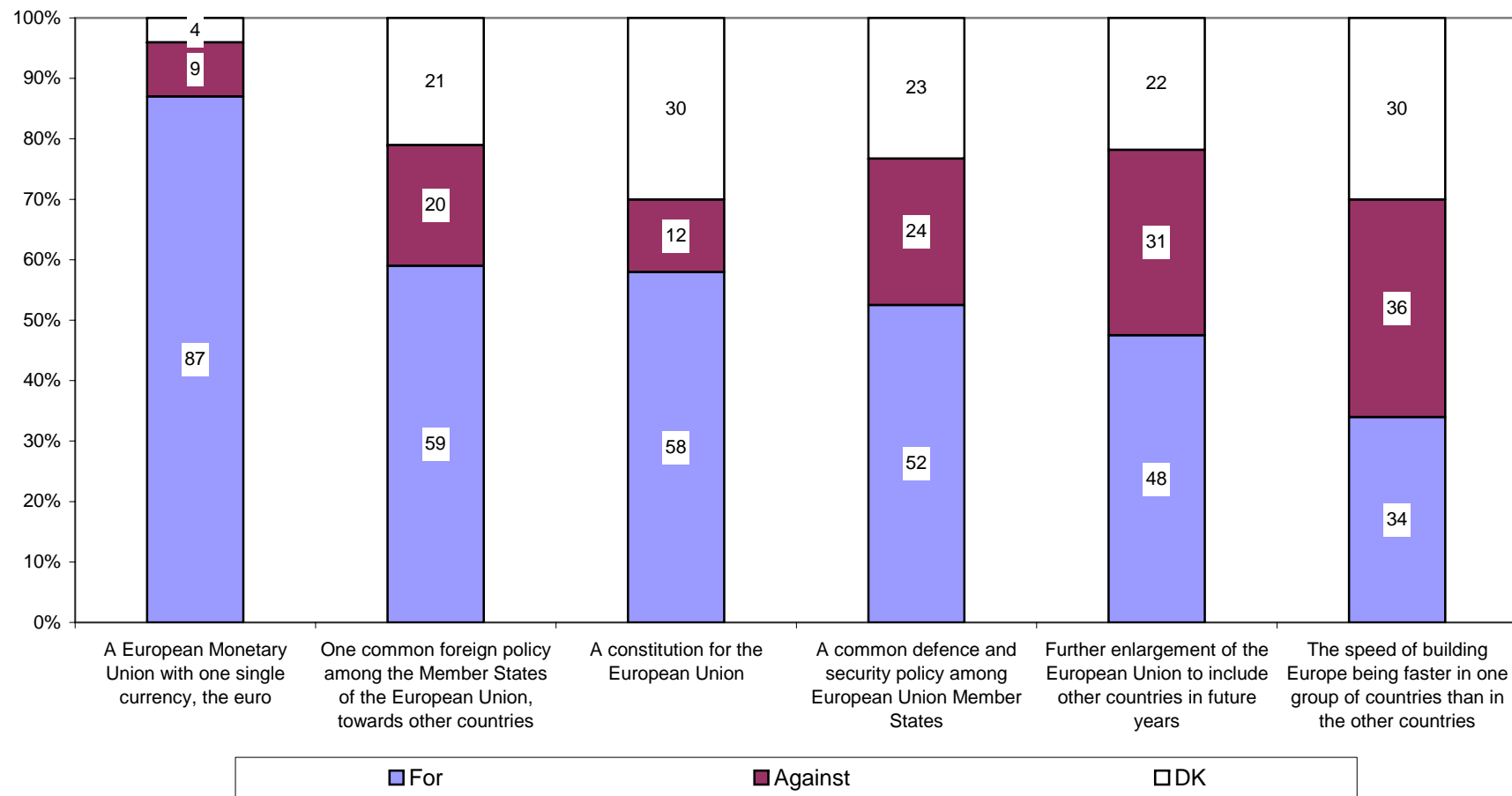
Source: EB66.1, Q9a

Figure 11: Attitudes to Political Union (%) [Each Member State]



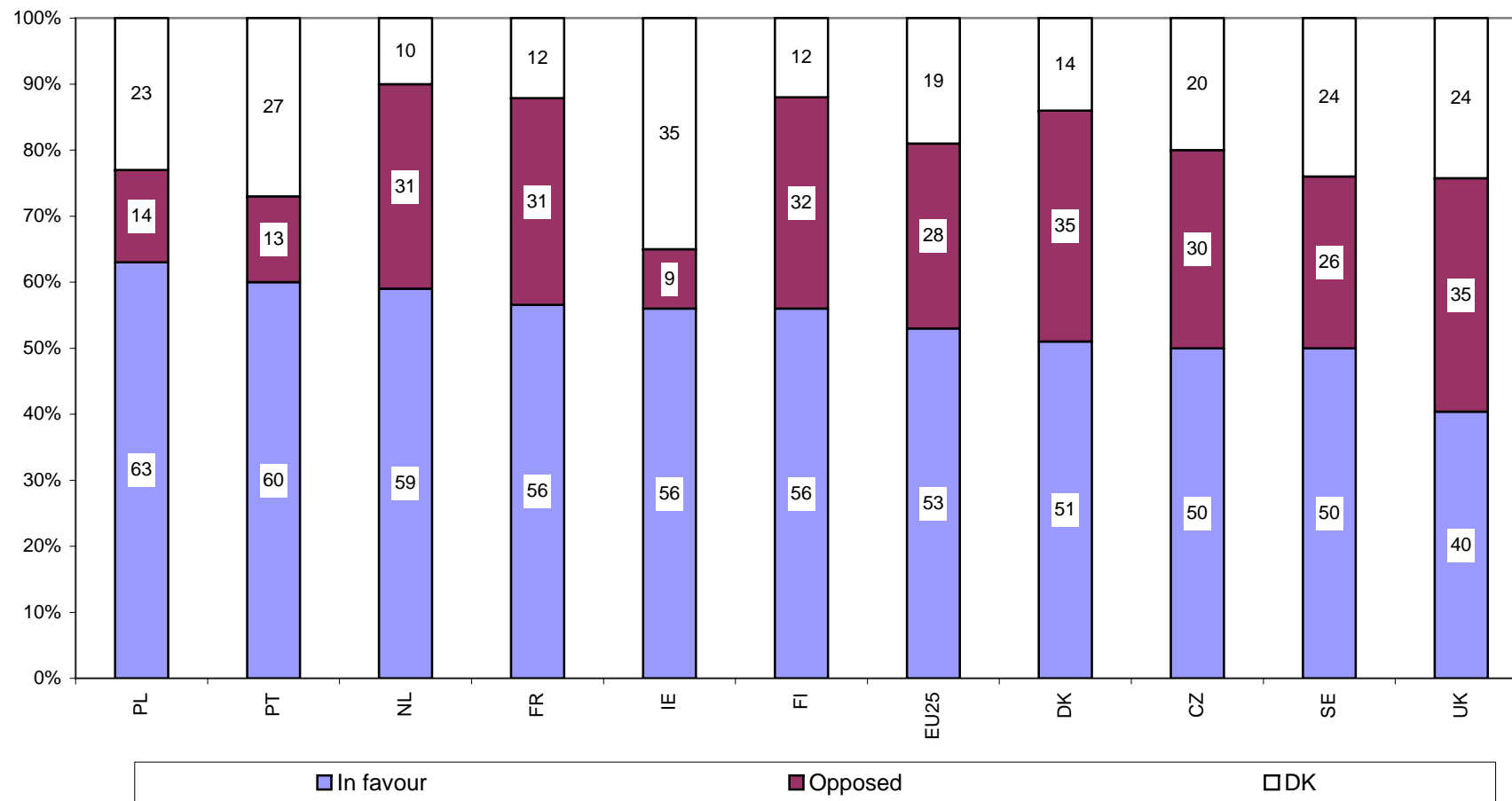
Source: EB66.1, Q11

Figure 25\_ire: Attitudes to Aspects of European Integration (%) [Ireland]



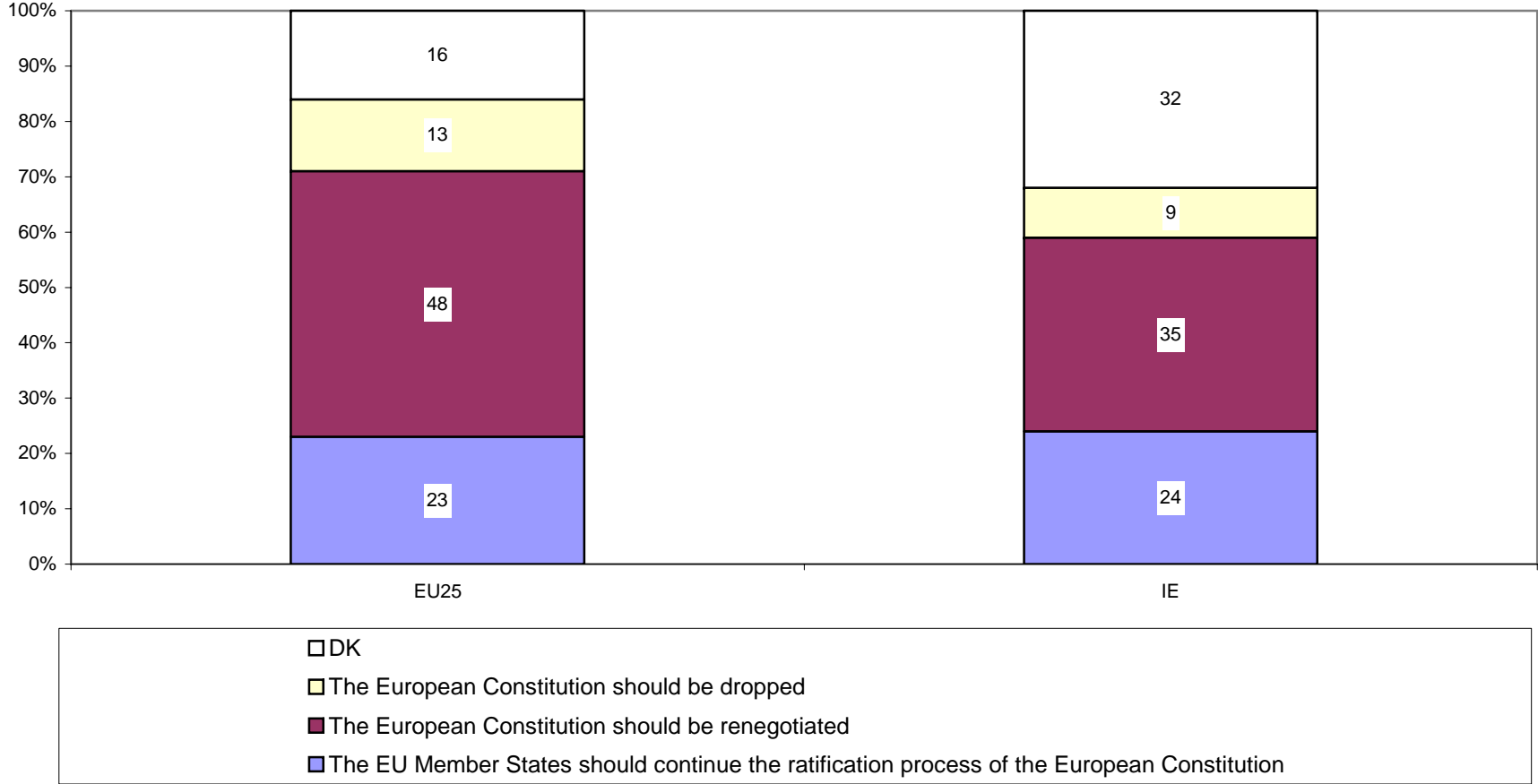
Source: EB66.1, Q25

Figure 35: Attitudes to the European Constitution (%) [Member States yet to Ratify Treaty]



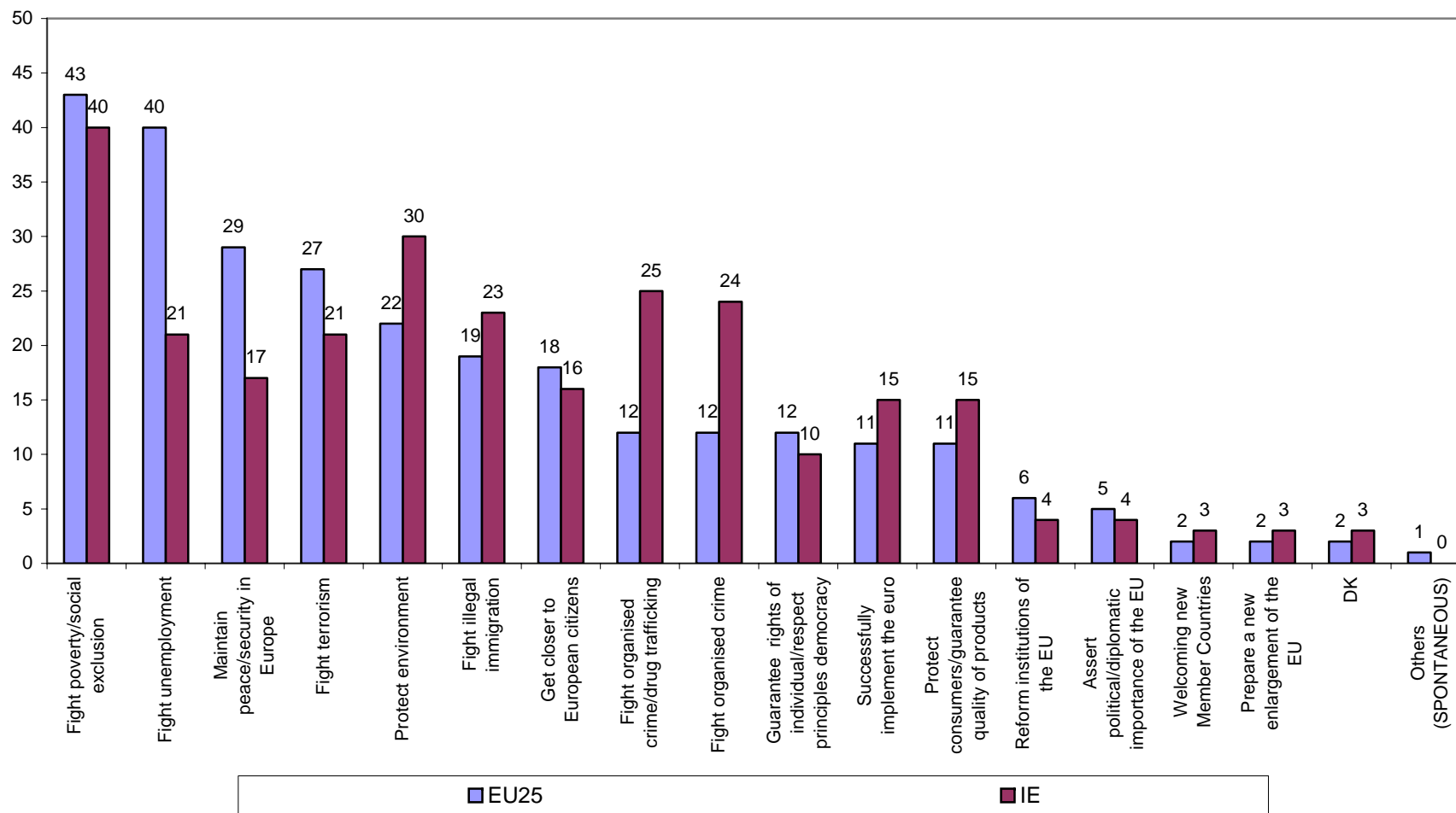
Source: EB66.1, Q35

Figure 37: Attitudes to How to Proceed with the European Constitution (%) [EU25 and Ireland]



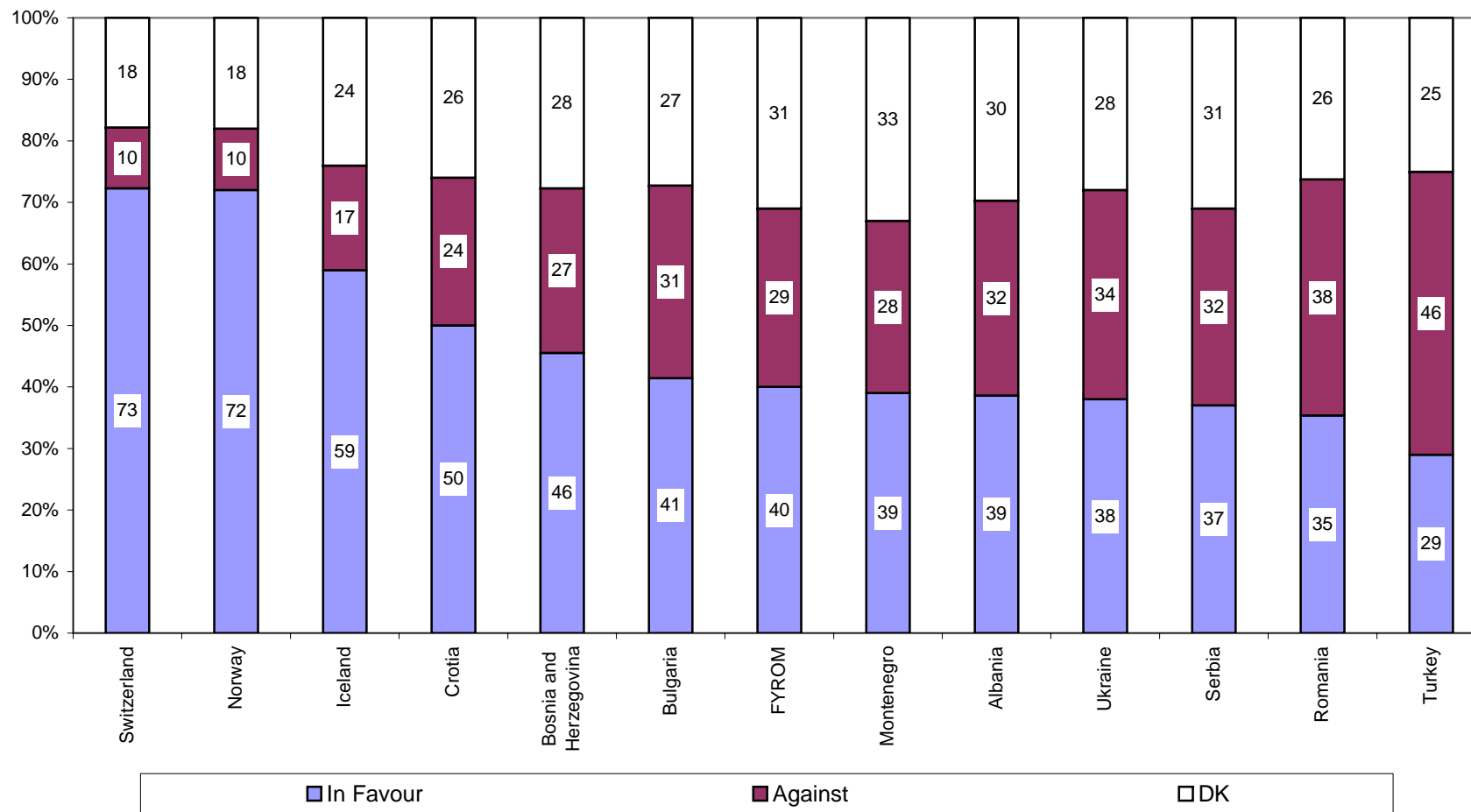
Source: EB66.1, Q37

Figure 26: Actions the European Union should Prioritise (% Selecting Action as one of three priorities) [EU25 and Ireland]



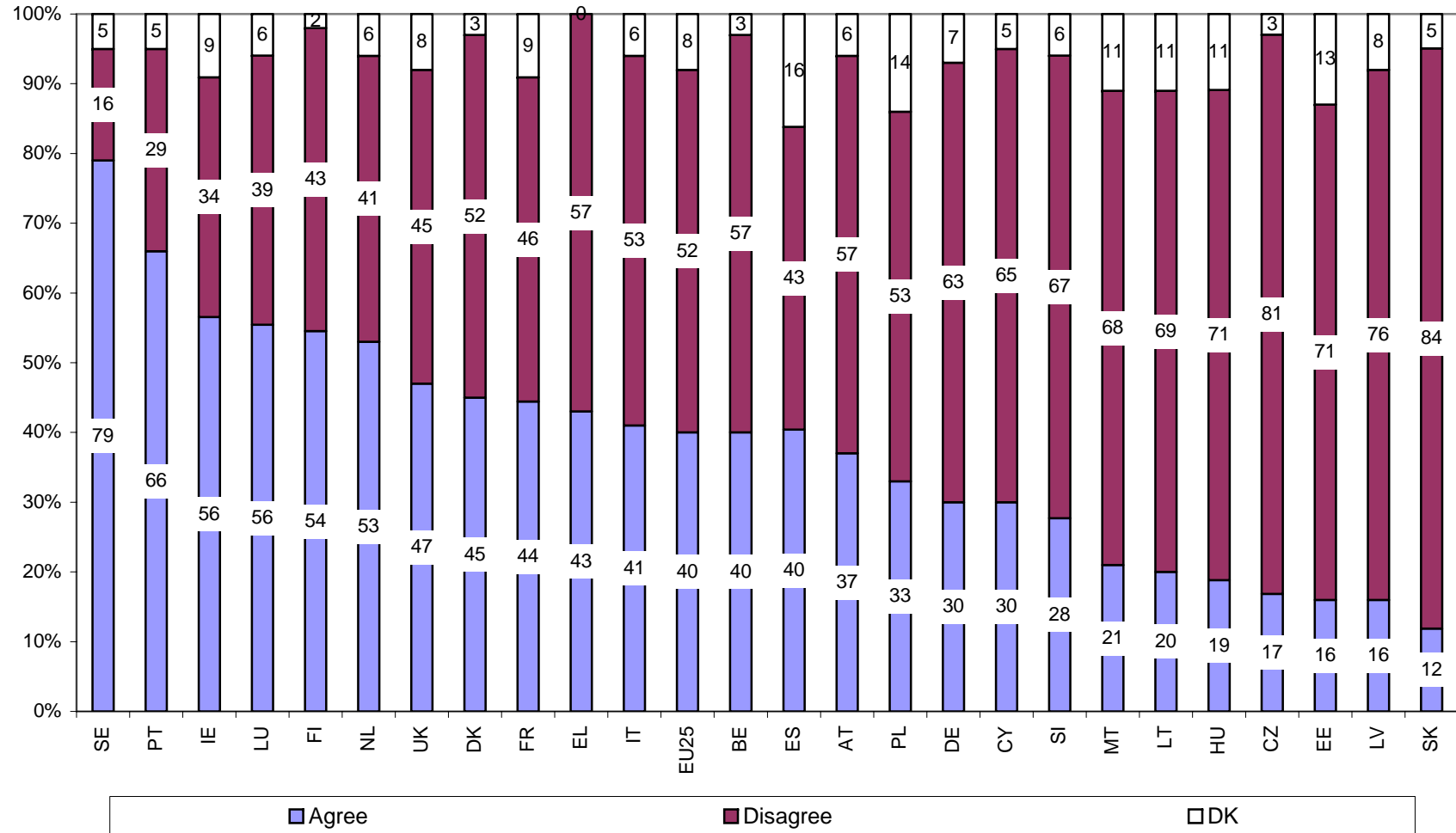
Source: EB66.1, Q26

Figure 33\_ire: Attitudes to Country Joining the European Union (%) [Ireland]



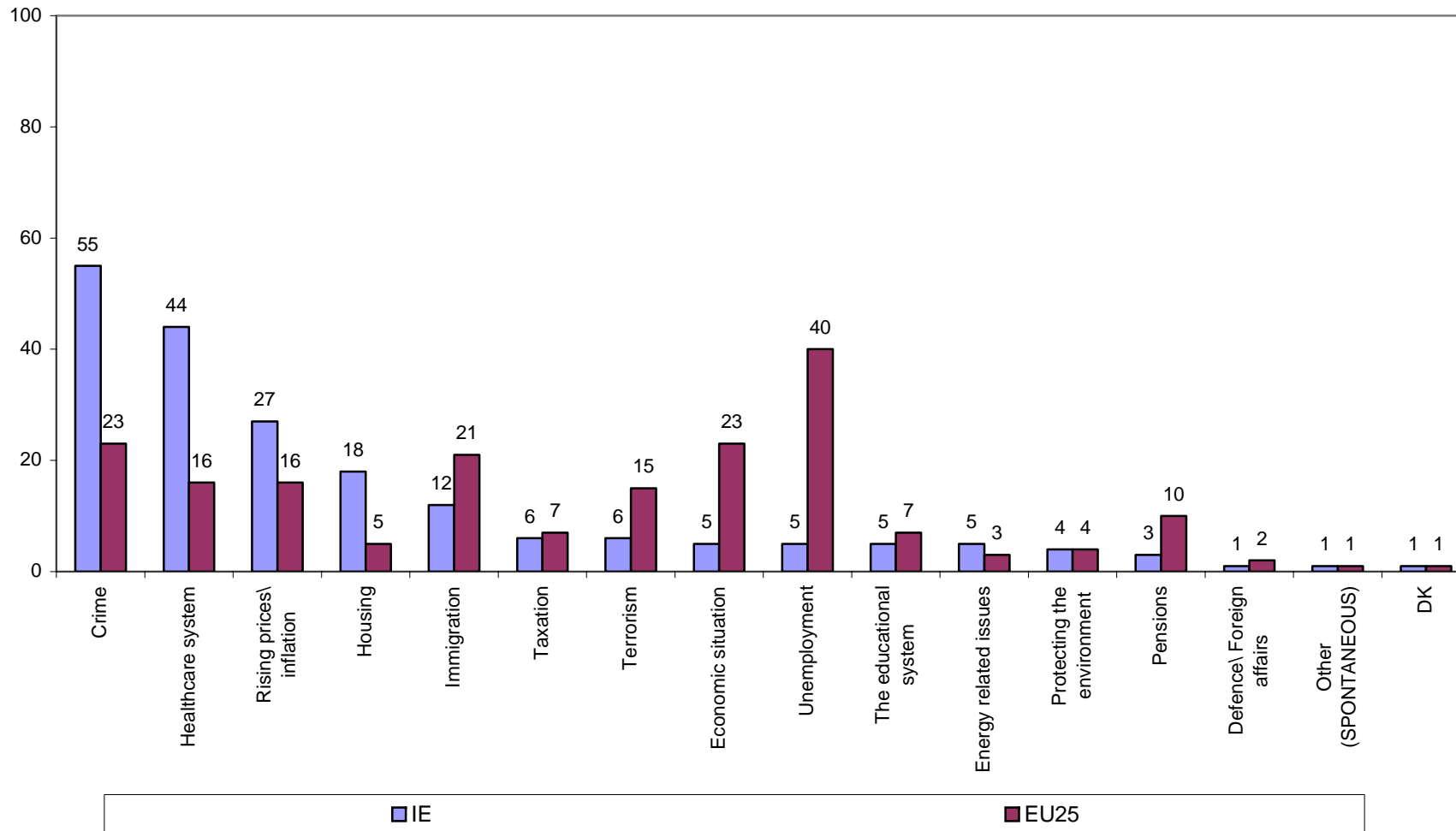
Source: EB66.1, Q33

Figure 47\_5: Attitudes to Immigrants' Contributions to Country (%) [Each Member State]



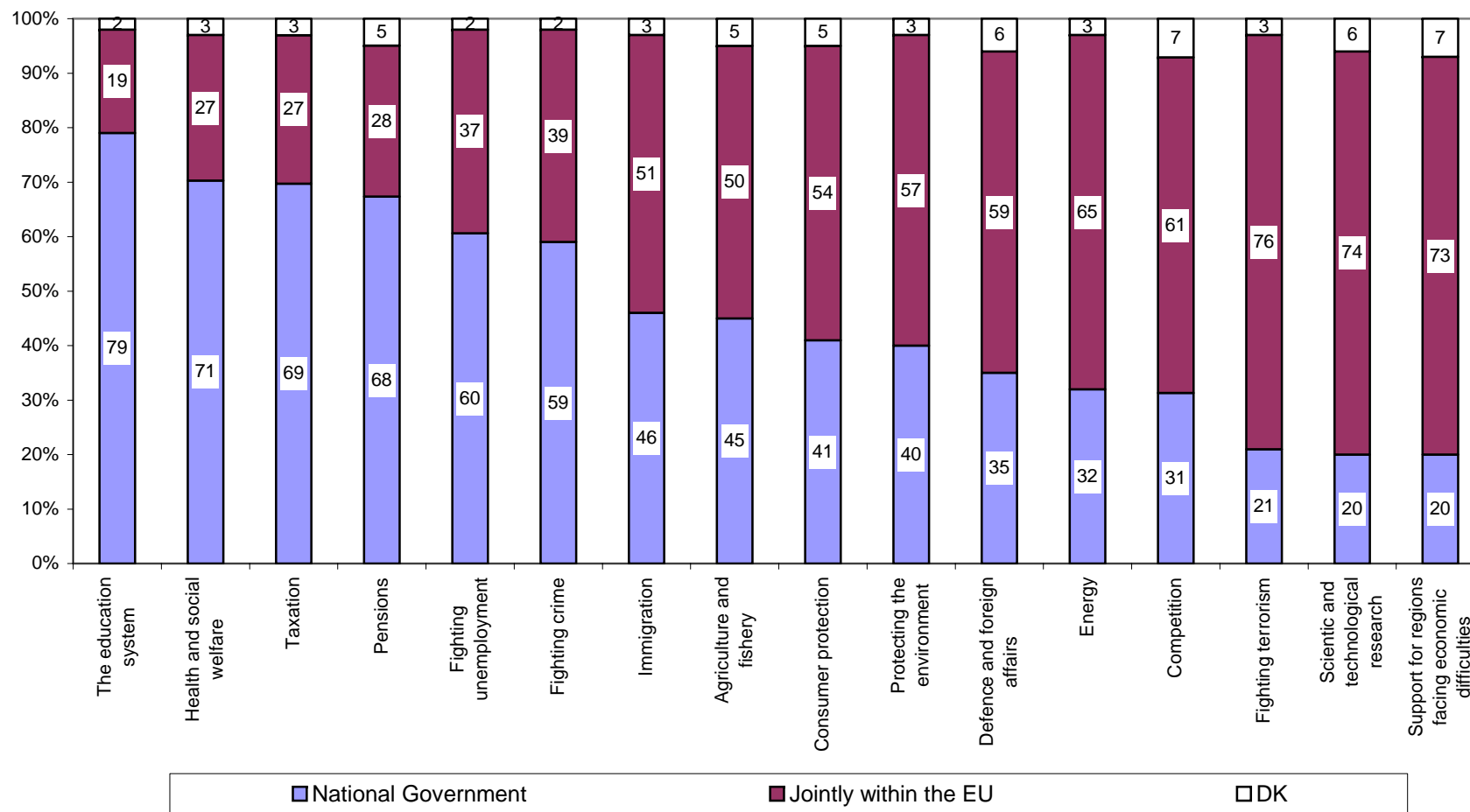
Source: EB66.1, Q47.5

Figure 23: Two Most Important Policy Issues Facing Country (%) [Ireland and EU25]



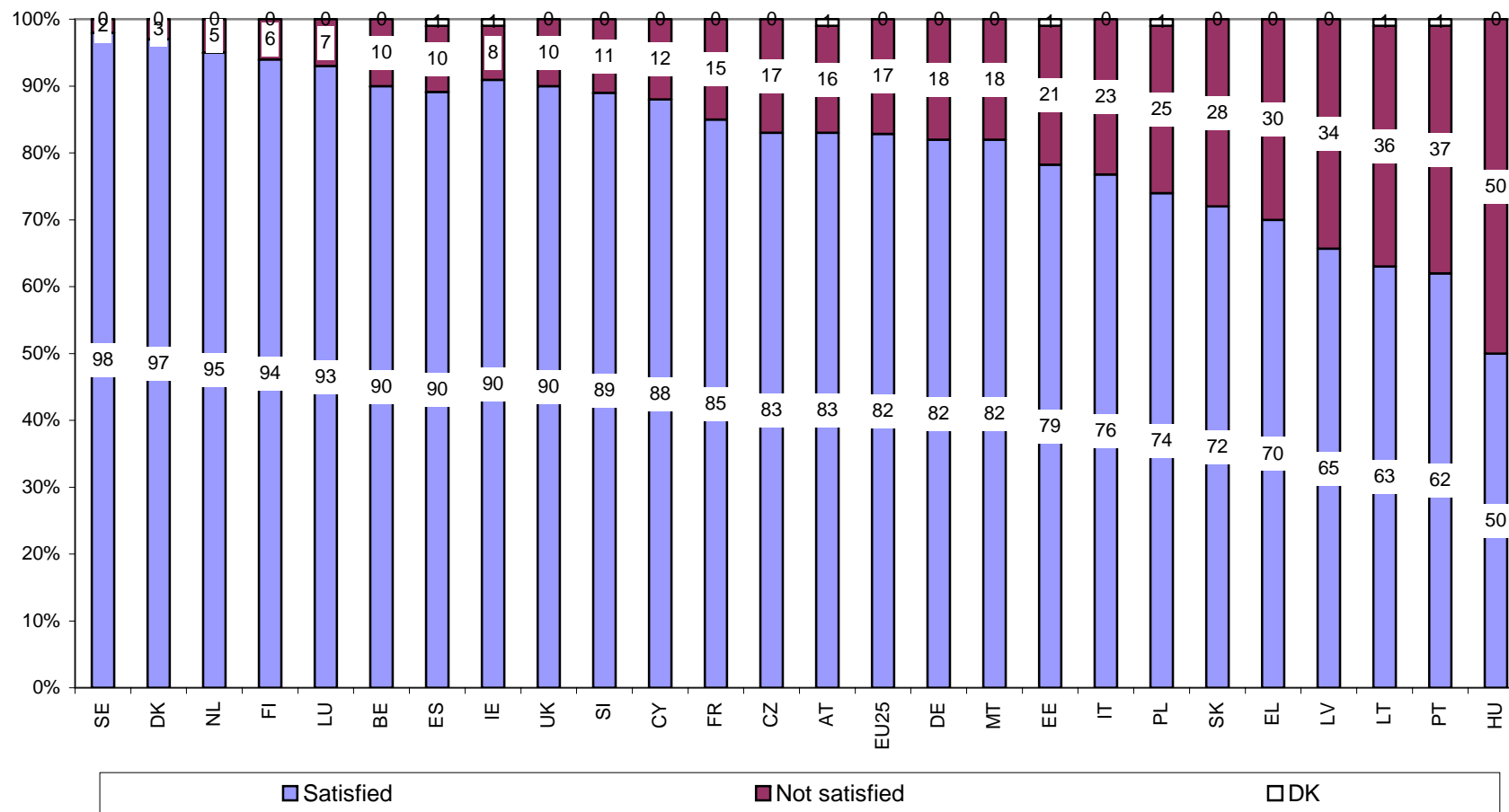
Source: EB66.1, Q23

Figure 24\_ire: Attitudes to Policy Subsidiarity (%) [Ireland]



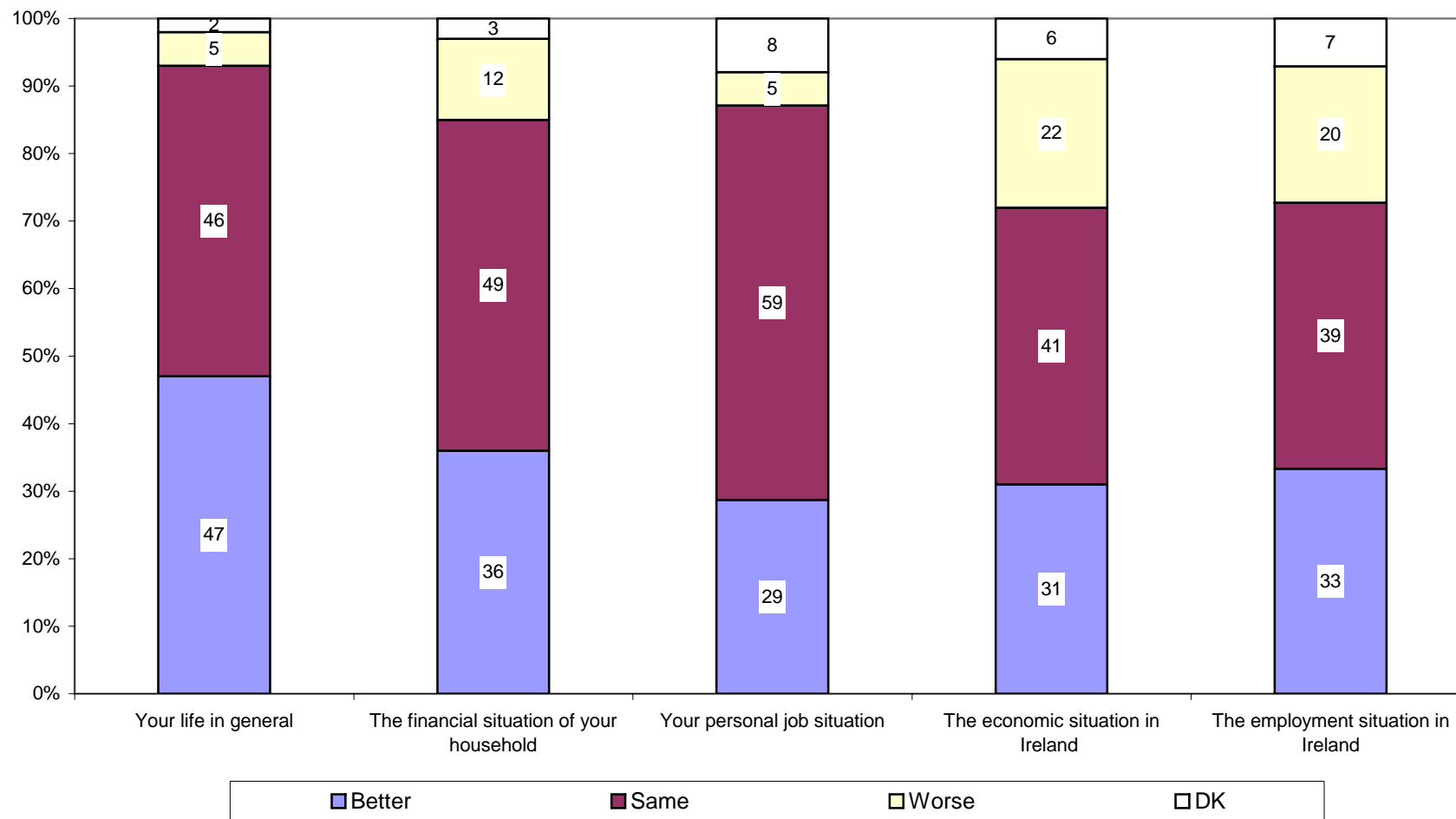
Source: EB66.1, Q24

Figure 3: Satisfaction with Life (%) [Each Member State]



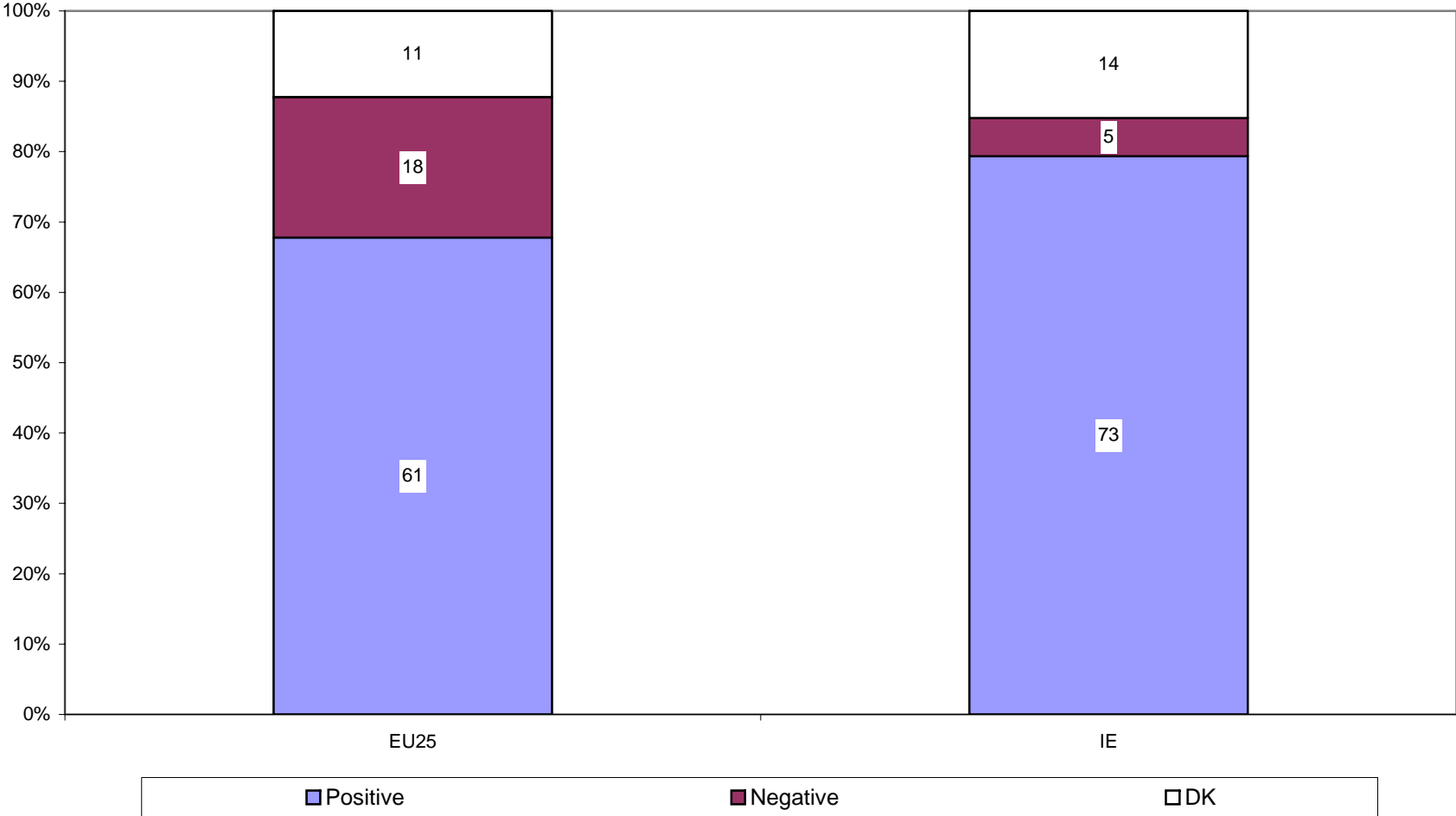
Source: EB66.1, Q3

Figure 4: Respondents' Evaluations of Own Life and Financial Situation and Irish Economy (%) [Ireland]



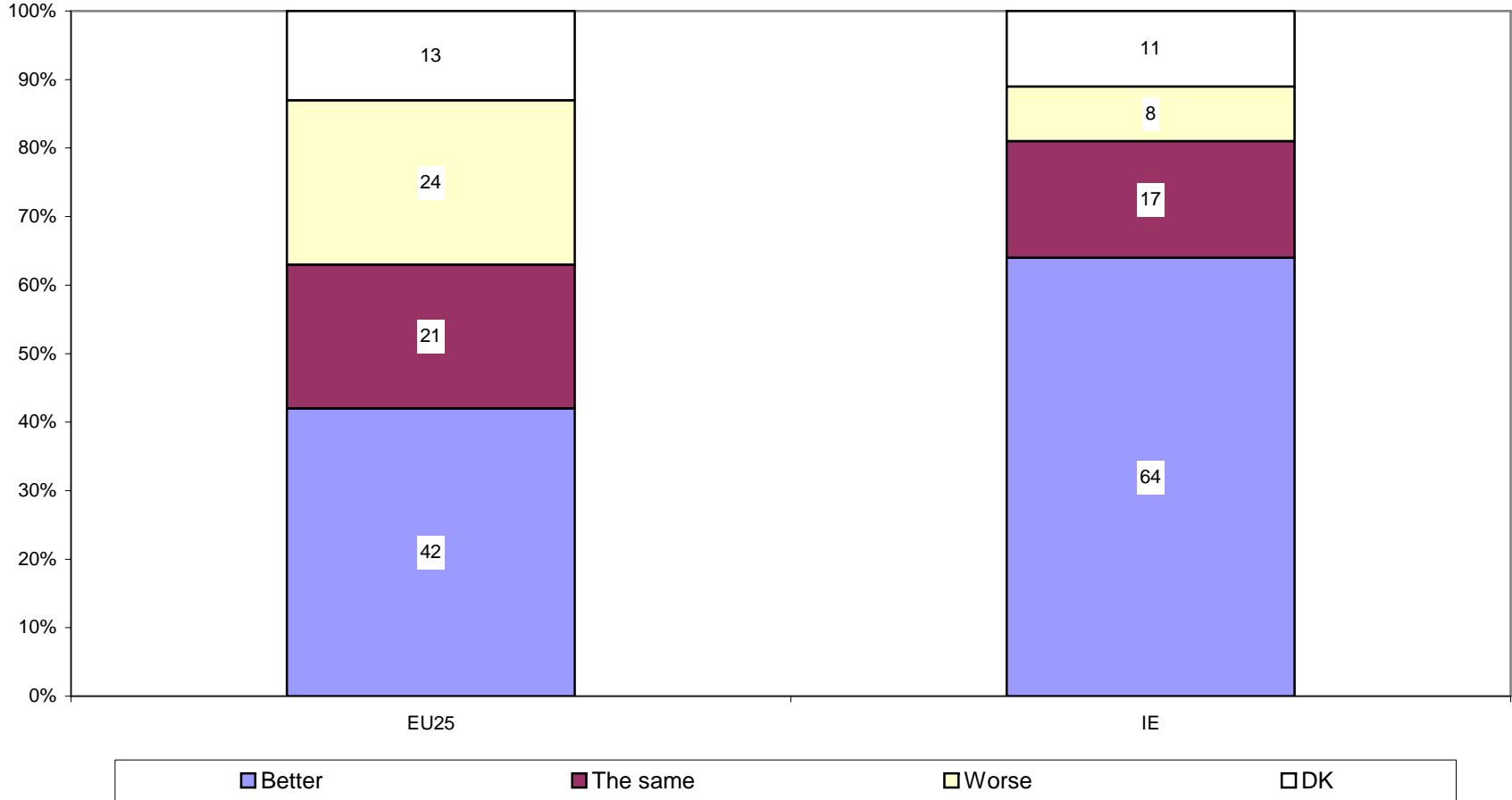
Source: EB66.1, Q4

Figure 40: Respondents' Evaluations of the Impact of the Single European Market (%) [EU25 and Ireland]



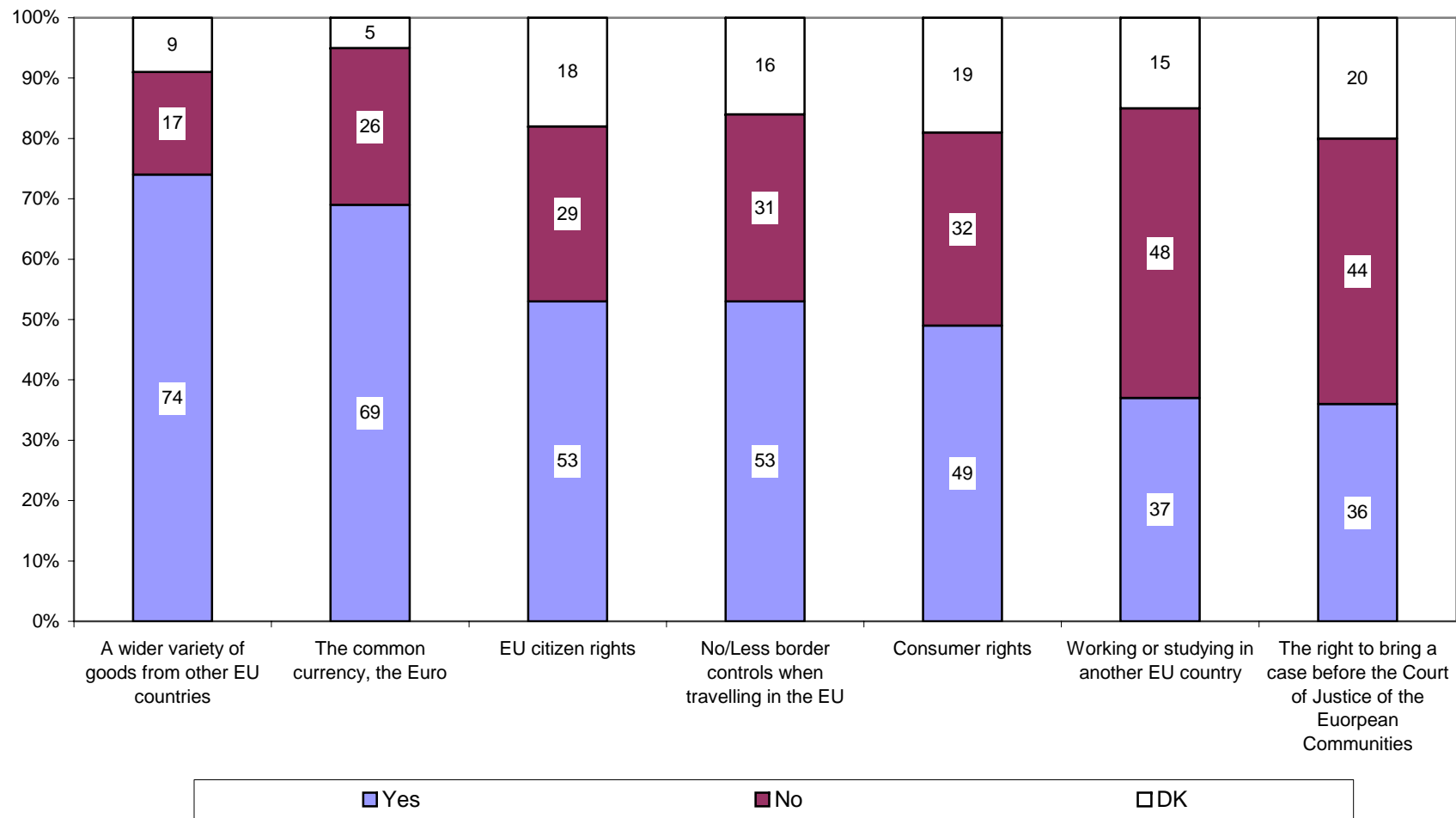
Source: EB66.1, Q40

Figure 41: Respondents Evaluations of Change in the International Competitiveness of National Companies (%) [EU25 and Ireland]



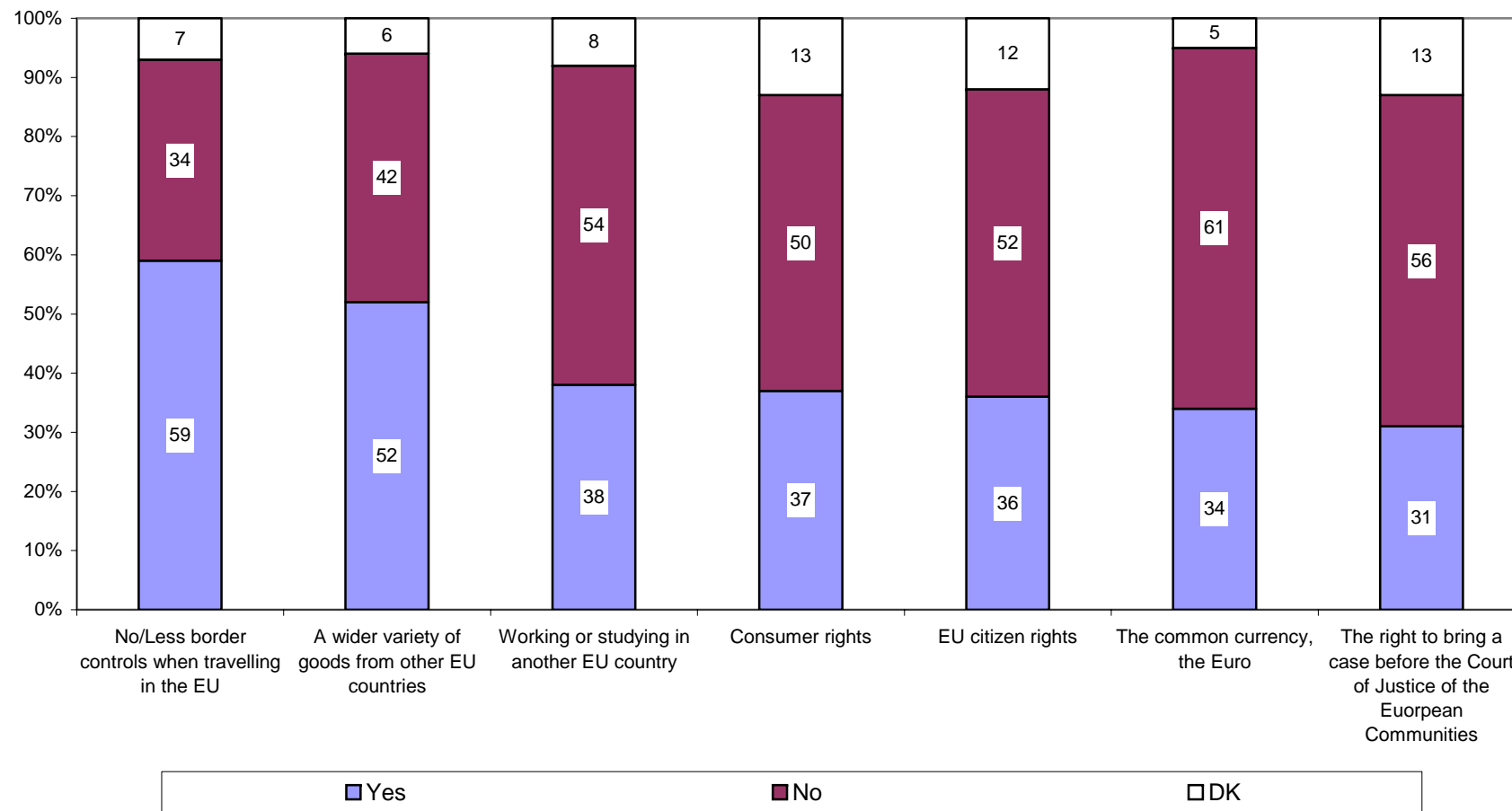
Source: EB66.1, Q41

Figure 42\_ire: Whether or Not Respondent has Benefited from the European Union (%) [Ireland]



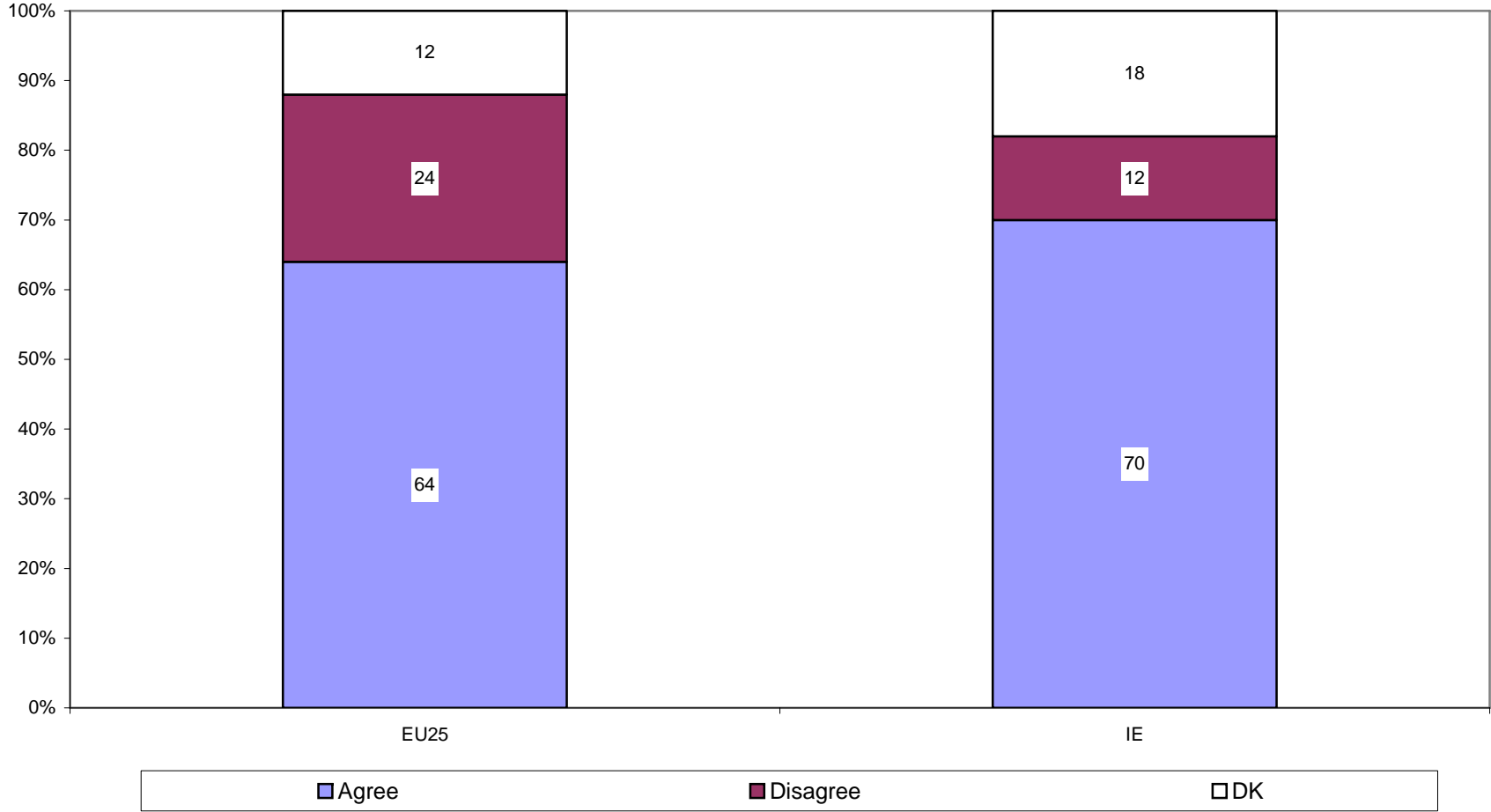
Source: EB66.1, Q42

Figure 42\_eu: Whether or Not Respondent has Benefited from the European Union (%) [EU25]



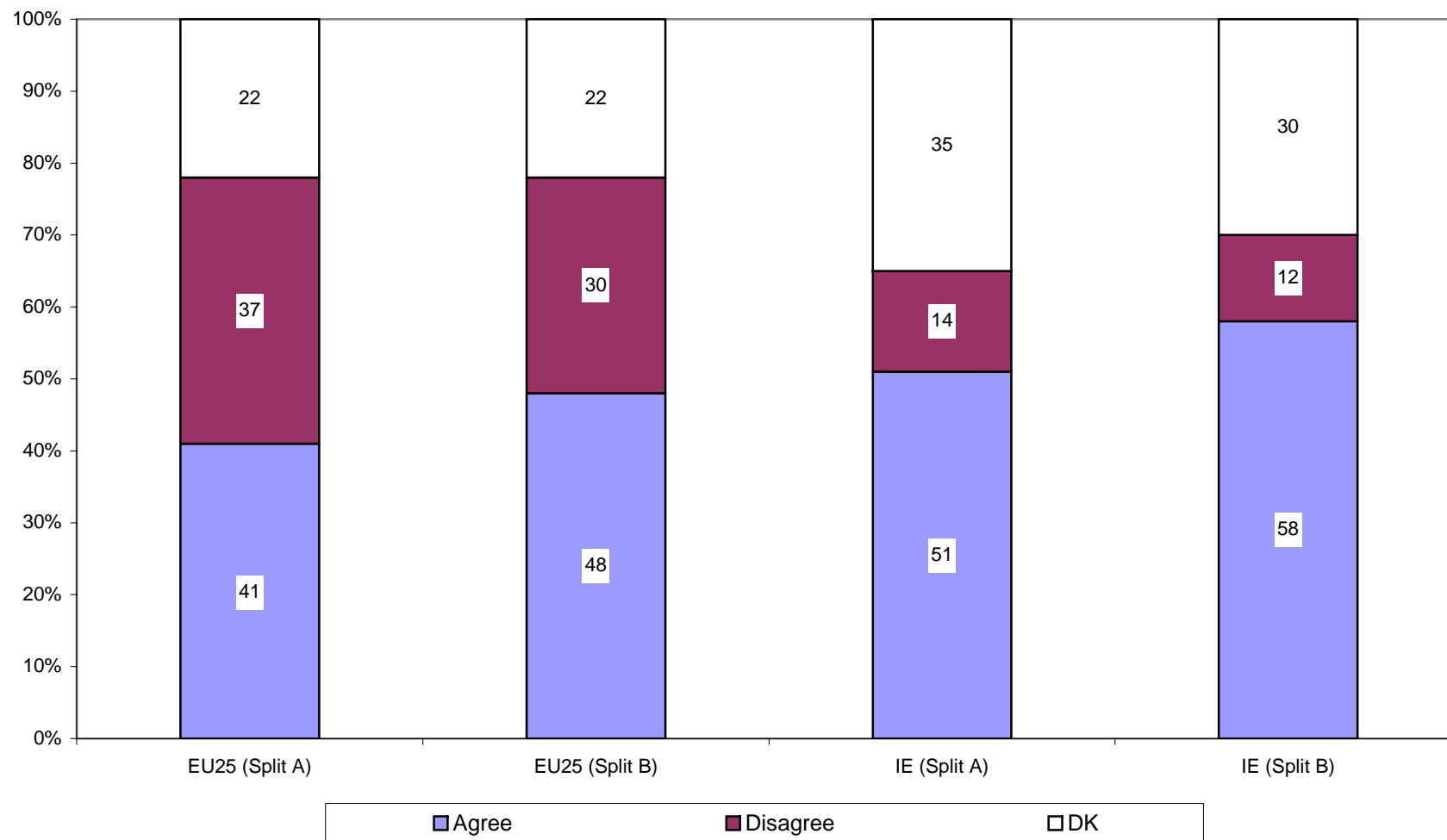
Source: EB66.1, Q42

Figure 47\_8: Attitudes to Free Competition (%) [EU25 and Ireland]



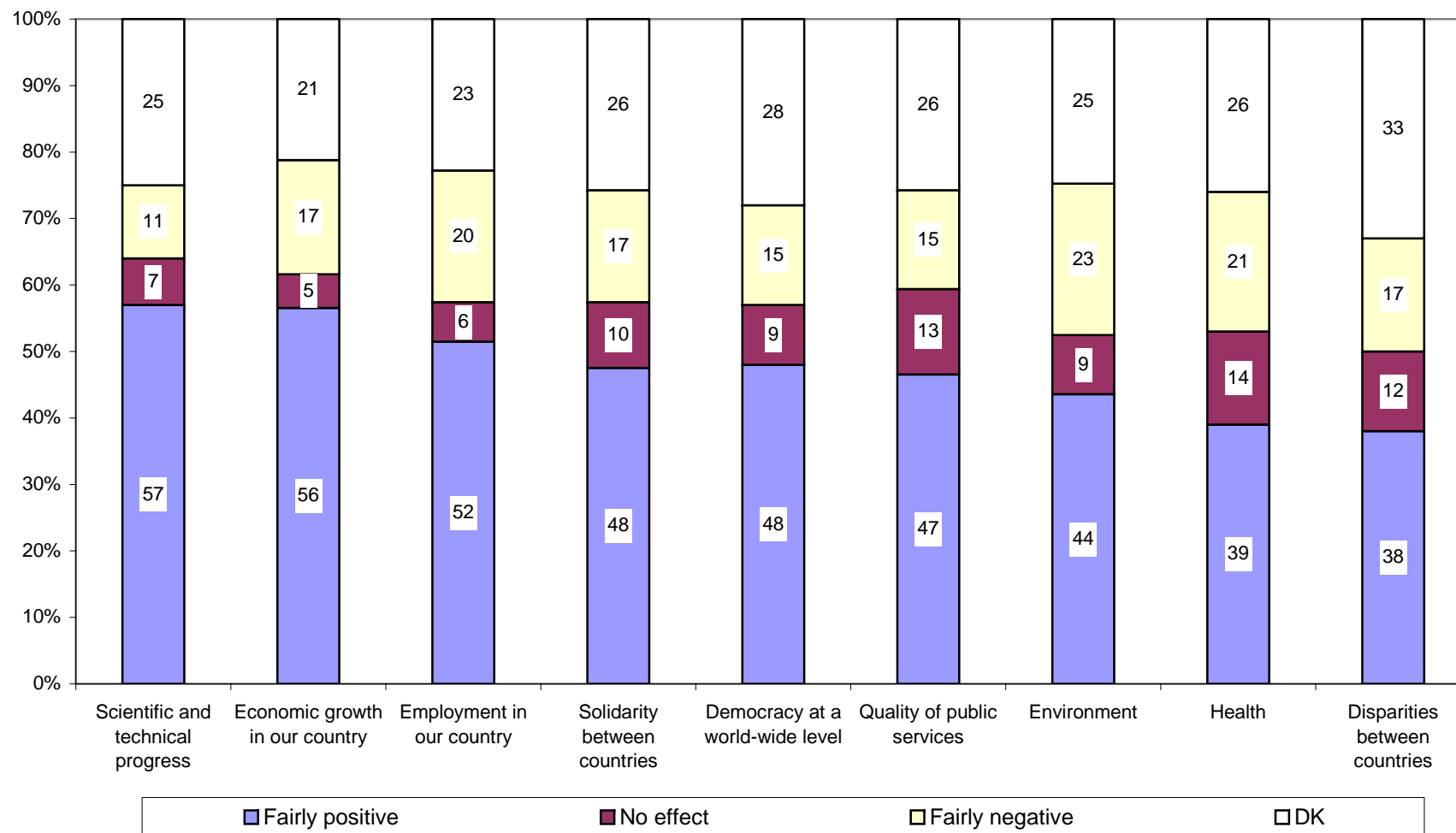
Source: EB66.1, Q47.8

Figure 45a/b: Attitudes to the Relationship between the European Union and Globalisation (%) [EU25 and Ireland]



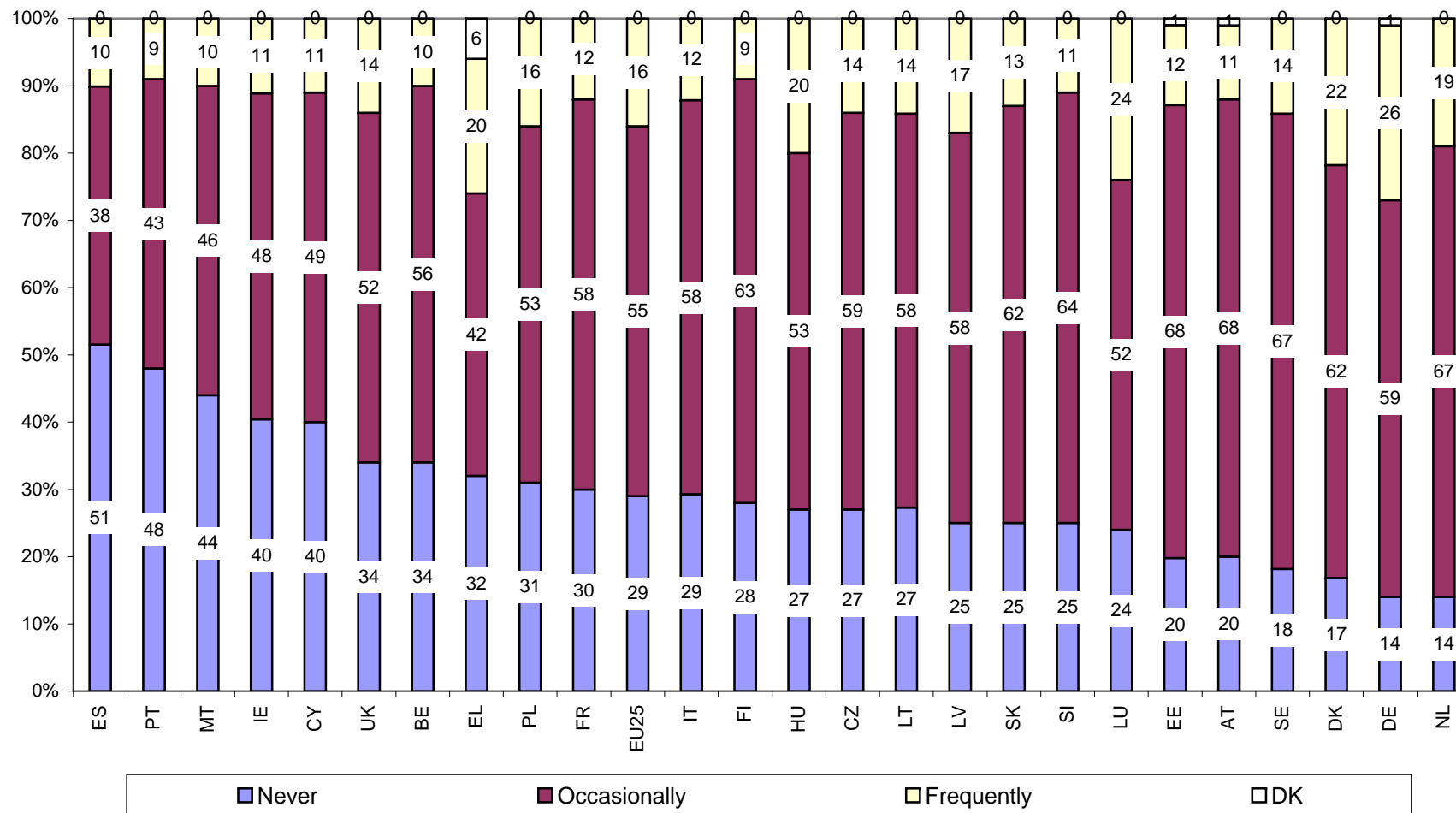
Source: EB66.1, Q45a and Q45b

Figure 44\_ire: Attitude to the Effects of Globalisation (%) [Ireland]



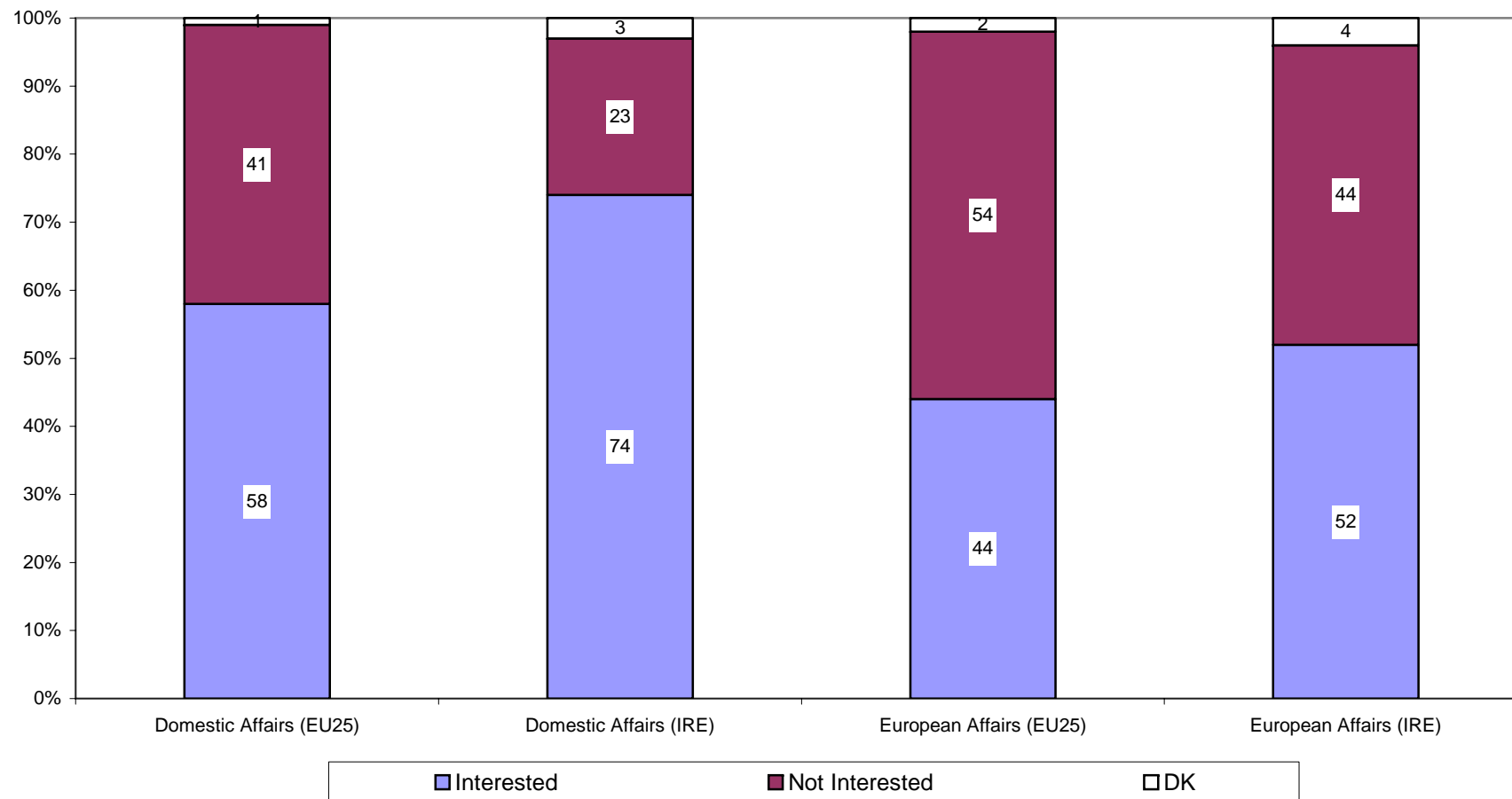
Source: EB66.1, Q44

Figure 1: Frequency of Discuss Politics (%) [Each Member State]



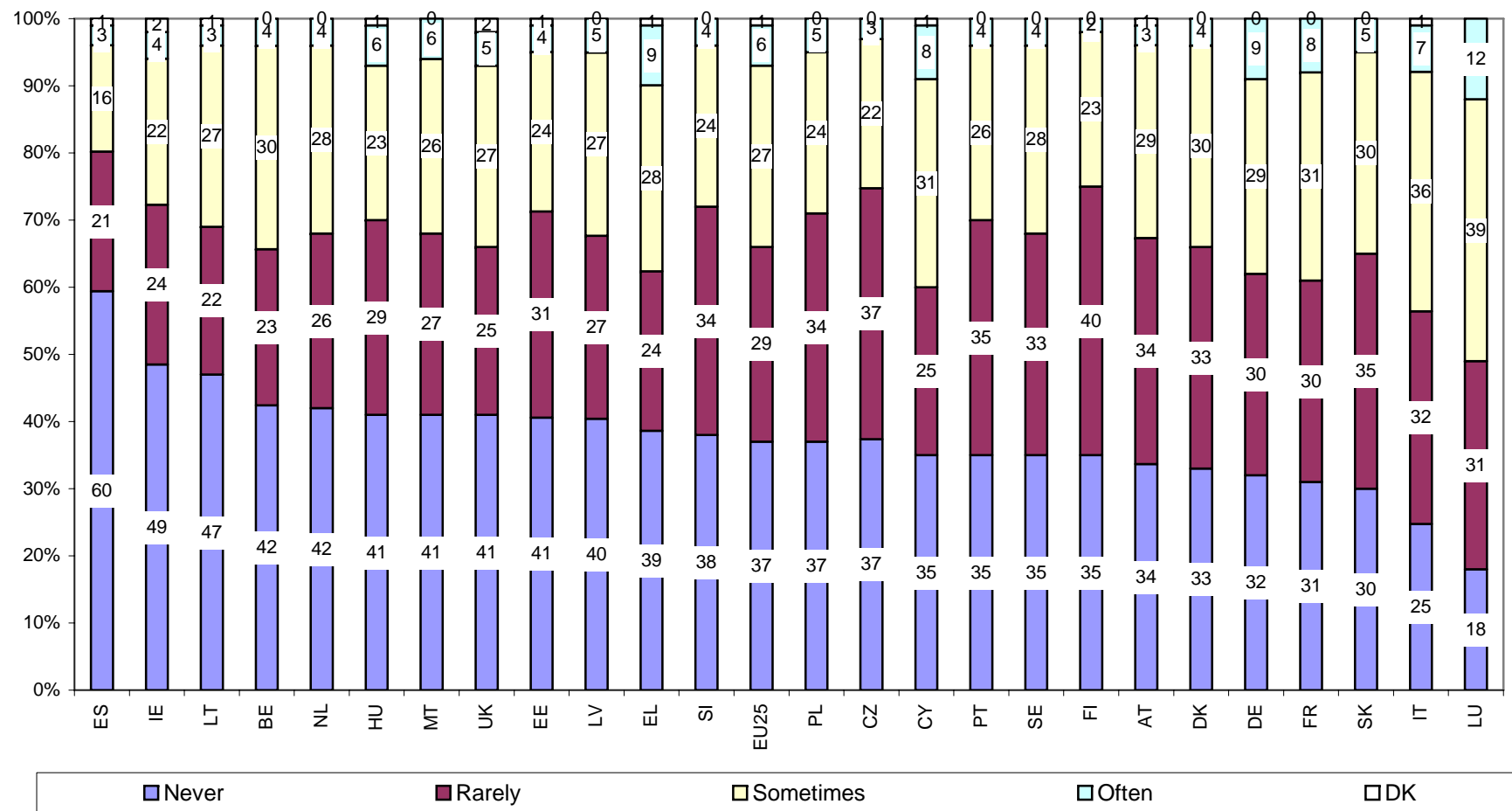
Source: EB66.1, Q1

Figure 52: Interest in Domestic and European Affairs (%) [EU25 and Ireland]



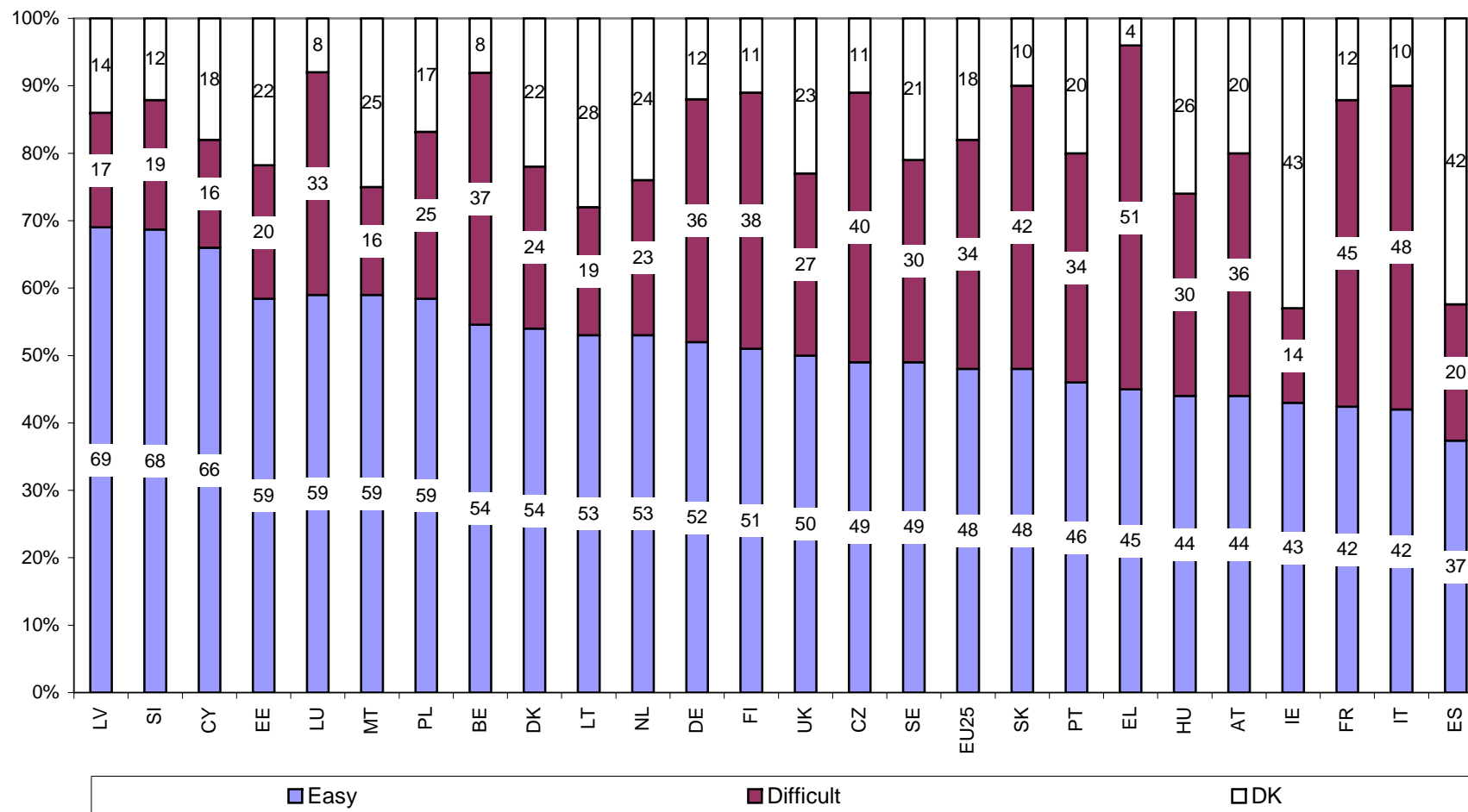
Source: EB66.1, Q52

Figure 15: Frequency of Seeking Information on the European Union, its Institutions and Policies (%) [Each Member State]



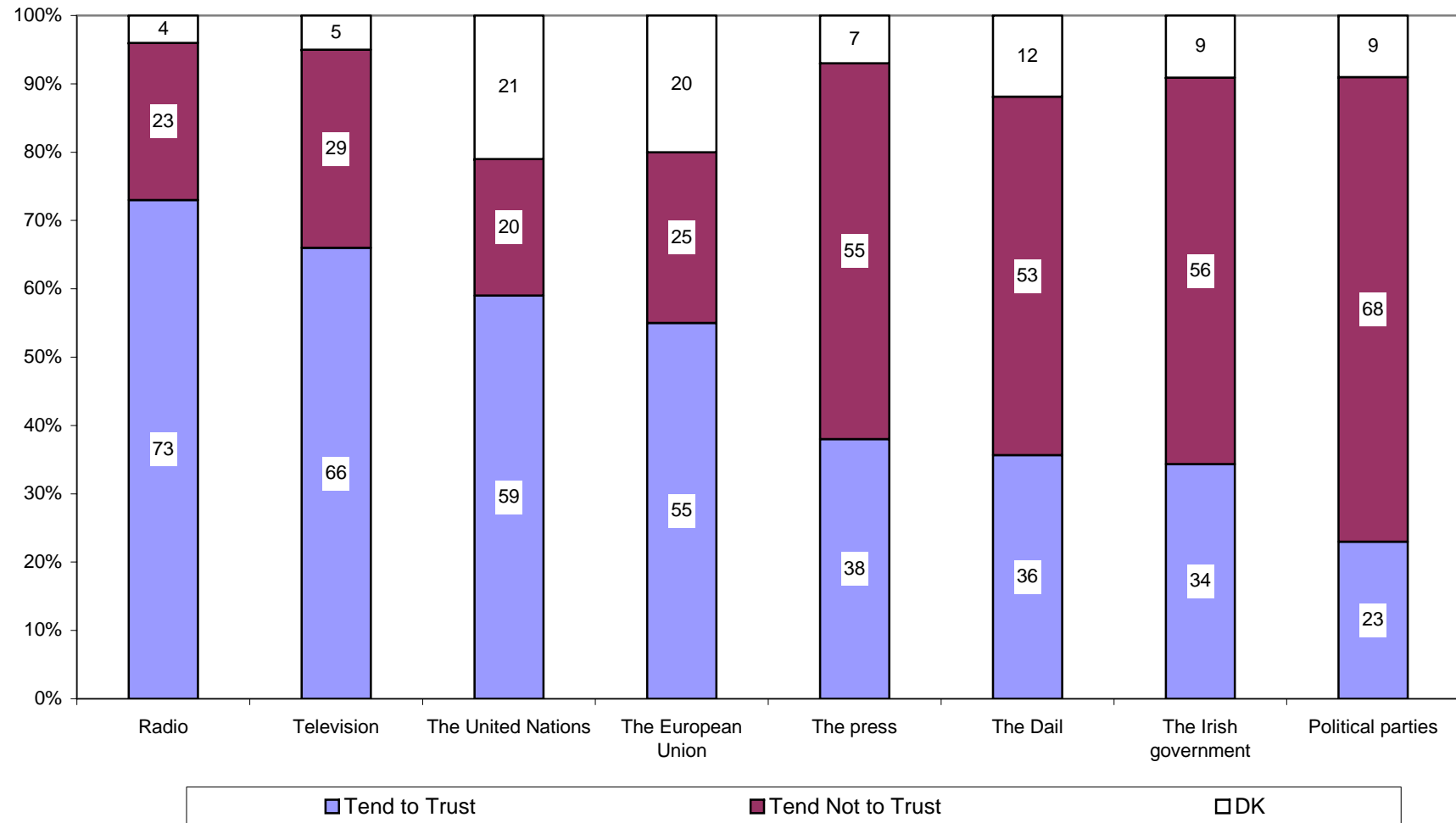
Source: EB66.1, Q15

Figure 16: Ease of Finding Information on the European Union (%) [Each Member State]



Source: EB66.1, Q16

Figure 6\_ire: Trust in Institutions (%) [Ireland]



Source: EB66.1, Q6



QA1	When you get together with friends, would you say you discuss political matters frequently, occasionally, or never?
-----	---

(150)

Frequently	1
Occasionally	2
Never	3
DK	4

EB65.2 QA1
------------

QA2	When you hold a strong opinion, do you ever find yourself persuading your friends, relatives or fellow workers to share your views? Does this happen...?
-----	--

READ OUT
----------

	<b>(151)</b>
Often	1
From time to time	2
Rarely	3
Never	4
DK	5

EB65.2 QA2
------------

QA3	On the whole, are you very satisfied, fairly satisfied, not very satisfied or not at all satisfied with the life you lead?
-----	--

READ OUT
----------

	<b>(152)</b>
Very satisfied	1
Fairly satisfied	2
Not very satisfied	3
Not at all satisfied	4
DK	5

EB65.2 QA3
------------

QA4	What are your expectations for the next twelve months: will the next twelve months be better, worse or the same, when it comes to...?
-----	---

	READ OUT	BETTER	WORSE	SAME	DK
--	----------	--------	-------	------	----

<b>(153)</b>	1	Your life in general	1	2	3	4
<b>(154)</b>	2	The economic situation in Ireland	1	2	3	4
<b>(155)</b>	3	The financial situation of your household	1	2	3	4
<b>(156)</b>	4	The employment situation in Ireland	1	2	3	4
<b>(157)</b>	5	Your personal job situation	1	2	3	4

EB65.2 QA4
------------

QA5	At the present time, would you say that things are generally going in the right direction or in the wrong direction, in...?
-----	---

ONE ANSWER PER LINE

	READ OUT	Things are going in the right direction	Things are going in the wrong direction	Neither (SPONTANEOUS)	DK
--	----------	---	---	-----------------------	----

(158)	1	Ireland	1	2	3	4
(159)	2	The European Union	1	2	3	4

EB65.1 QA14

QA6	I would like to ask you a question about how much trust you have in certain institutions. For each of the following institutions, please tell me if you tend to trust it or tend not to trust it?
-----	---

	READ OUT	TEND TO TRUST	TEND NOT TO TRUST	DK
--	----------	---------------	-------------------	----

(160)	1	The press	1	2	3
(161)	2	Radio	1	2	3
(162)	3	Television	1	2	3
(163)	4	The Internet	1	2	3
(164)	5	Justice/the Irish legal system	1	2	3
(165)	6	The police	1	2	3
(166)	7	The army	1	2	3
(167)	8	Religious institutions	1	2	3
(168)	9	Trade unions	1	2	3
(169)	10	Political parties	1	2	3
(170)	11	The Irish government	1	2	3
(171)	12	The Dail	1	2	3
(172)	13	The European Union	1	2	3
(173)	14	The United Nations	1	2	3
(174)	15	Consumer associations	1	2	3

EB65.2 QA10 (items 5, 11-14) - EB64.2 QA7 (items 1-3, 6-10)

QA7a	Generally speaking, do you think that Ireland's membership of the European Union is...?
------	---

READ OUT
----------

	<b>(175)</b>
A good thing	1
A bad thing	2
Neither good nor bad	3
DK	4

EB65.2 QA11a
--------------

QA8a	Taking everything into consideration, would you say that Ireland has on balance benefited or not from being a member of the European Union?
------	---

	<b>(176)</b>
Benefited	1
Not benefited	2
DK	3

EB65.2 QA12a
--------------

--

QA9a	People disagree about the advantages and disadvantages of Ireland belonging to the European Union. I am going to read out some points and, for each one, I would like you to tell me if Ireland being in the European Union has a very good, fairly good, fairly bad or very bad effect".
------	---

SHOW CARD WITH SCALE – ONE ANSWER PER LINE
--

READ OUT	A very good effect	A fairly good effect	A fairly bad effect	A very bad effect	DK
----------	--------------------	----------------------	---------------------	-------------------	----

<b>(177)</b>	1	Our country's security	1	2	3	4	5
<b>(178)</b>	2	Our economy	1	2	3	4	5
<b>(179)</b>	3	Our standard of living	1	2	3	4	5
<b>(180)</b>	4	Our agriculture	1	2	3	4	5
<b>(181)</b>	5	Our influence in the world	1	2	3	4	5
<b>(182)</b>	6	Employment in our country	1	2	3	4	5

EB64.2 QA10a TREND MODIFIED
-----------------------------

ASK ALL

QA10 In general, does the European Union conjure up for you a very positive, fairly positive, neutral, fairly negative or very negative image?

	<b>(191)</b>
Very positive	1
Fairly positive	2
Neutral	3
Fairly negative	4
Very negative	5
DK	6

EB65.2 QA13

QA11 Are you, yourself, for or against the development towards a European political union?

	<b>(192)</b>
For	1
Against	2
DK	3

EB64.2 QA12

QA12 Please tell me for each statement, whether you tend to agree or tend to disagree?

	READ OUT	TEND TO AGREE	TEND TO DISAGREE	DK
--	----------	---------------	------------------	----

<b>(193)</b>	1	My voice counts in the European Union	1	2	3
<b>(194)</b>	2	I understand how the European Union works	1	2	3
<b>(195)</b>	3	I feel very much involved in European affairs	1	2	3

EB64.2 QA15 - EB64.2 QA16 TREND MODIFIED (ITEM 3)

QA13a	In your opinion, what is the current speed of building Europe? Please look at these figures. Number 1 is standing still, Number 7 is running as fast as possible. Choose the one which best corresponds with your opinion of the current speed of building Europe.
-------	--

QA13b	And which corresponds best to the speed you would like?
-------	---

SHOW CARD WITH SCALE

READ OUT	(196)	(197)
	QA13a CURRENT SPEED	QA13b DESIRED SPEED
Standstill	1	1
	2	2
	3	3
	4	4
	5	5
	6	6
Running as fast as possible	7	7
DK	8	8

EB64.2 QA17a&b

QA14	Using this scale, how much do you feel you know about the European Union, its policies, its institutions?
------	---

SHOW CARD WITH SCALE

										(198-199)
KNOW NOTHING AT ALL					KNOW A GREAT DEAL					
1	2	3	4	5	6	7	8	9	10	
DK										11

EB65.2 QA19

QA15	How regularly do you look for information about the European Union, its policies, its institutions...?
------	--

SHOW CARD – READ OUT – ONE ANSWER ONLY

	(200)
Often	1
Sometimes	2
Rarely	3
Never	4
DK	5

NEW

--

QA16	Do you find it easy or not to find information about the European Union, its policies, its institutions?
------	--

SHOW CARD – READ OUT – ONE ANSWER ONLY
--

	(201)
Very easy	1
Fairly easy	2
Fairly difficult	3
Very difficult	4
DK	5

NEW
-----

--

QA17	Do you know you have the right to request non-published EU documents?
------	---

--

	(202)
Yes	1
No	2

NEW
-----

QA18	Have you heard of...?
------	-----------------------

	READ OUT	YES	NO	DK
--	----------	-----	----	----

(203)	1	The European Parliament	1	2	3
(204)	2	The European Commission	1	2	3
(205)	3	The Council of the European Union	1	2	3
(206)	4	The Court of Justice of the European Communities	1	2	3
(207)	5	The European Ombudsman	1	2	3
(208)	6	The European Central Bank	1	2	3
(209)	7	The European Court of Auditors	1	2	3
(210)	8	The Committee of the Regions of the European Union	1	2	3
(211)	9	The Economic and Social Committee of the European Union	1	2	3

EB65.2 QA23 (1-4, 6) - EB64.2 QA26 (5, 7-9)
---

QA19 For each of the following, please tell me if you tend to trust it or tend not to trust it?

	READ OUT	TEND TO TRUST	TEND NOT TO TRUST	DK
(212)	1 The European Parliament	1	2	3
(213)	2 The European Commission	1	2	3
(214)	3 The Council of the European Union	1	2	3
(215)	4 The Court of Justice of the European Communities	1	2	3
(216)	5 The European Ombudsman	1	2	3
(217)	6 The European Central Bank	1	2	3
(218)	7 The European Court of Auditors	1	2	3
(219)	8 The Committee of the Regions of the European Union	1	2	3
(220)	9 The Economic and Social Committee of the European Union	1	2	3

EB65.2 QA25 (ITEMS 1-4, 6) - EB64.2 QA27 (ITEMS 5, 7-9)

QA20 For each of the following statements about the European Union, could you please tell me whether you think it is true or false?

	READ OUT	True.	False.	DK
(221)	1 The European Union currently consists of fifteen Member States	1	2	3
(222)	2 The members of the European Parliament are directly elected by the citizens of the European Union	1	2	3
(223)	3 Every six months, a different Member State holds the EU presidency	1	2	3

EB65.2 QA26 TREND MODIFIED

ASK ALL

QA23 What do you think are the two most important issues facing Ireland at the moment?

SHOW CARD - READ OUT - MAX. 2 ANSWERS

	<b>(252-267)</b>
Crime	1,
Economic situation	2,
Rising prices/inflation	3,
Taxation	4,
Unemployment	5,
Terrorism	6,
Defence/Foreign affairs	7,
Housing	8,
Immigration	9,
Healthcare system	10,
The educational system	11,
Pensions	12,
Protecting the environment	13,
Energy related issues	14,
Other (SPONTANEOUS)	15,
DK	16,

EB65.2 QA28a TREND MODIFIED

QA24	For each of the following areas, do you think that decisions should be made by the Irish government, or made jointly within the European Union?
------	---

	READ OUT – ROTATE	IRISH GOVERNMENT	JOINTLY WITHIN EUROPEAN UNION	DK
--	-------------------	------------------	-------------------------------	----

(268)	1	Fighting crime	1	2	3
(269)	2	Taxation	1	2	3
(270)	3	Fighting unemployment	1	2	3
(271)	4	Fighting terrorism	1	2	3
(272)	5	Defence and foreign affairs	1	2	3
(273)	6	Immigration	1	2	3
(274)	7	The education system	1	2	3
(275)	8	Pensions	1	2	3
(276)	9	Protecting the environment	1	2	3
(277)	10	Health and social welfare	1	2	3
(278)	11	Agriculture and fishery	1	2	3
(279)	12	Consumer protection	1	2	3
(280)	13	Scientific and technological research	1	2	3
(281)	14	Support for regions facing economic difficulties	1	2	3
(282)	15	Energy	1	2	3
(283)	16	Competition	1	2	3

EB64.2 Q31 TREND MODIFIED

QA25	What is your opinion on each of the following statements? Please tell me for each statement, whether you are for it or against it.
------	--

	READ OUT – ROTATE	FOR	AGAINST	DK
--	-------------------	-----	---------	----

(284)	1	A European Monetary Union with one single currency, the euro	1	2	3
(285)	2	One common foreign policy among the Member States of the European Union, towards other countries	1	2	3
(286)	3	A common defence and security policy among European Union Member States	1	2	3
(287)	4	Further enlargement of the European Union to include other countries in future years	1	2	3
(288)	5	A constitution for the European Union	1	2	3
(289)	6	The speed of building Europe being faster in one group of countries than in the other countries	1	2	3

EB65.2 QA30

QA26	From the following list of actions, could you tell me what should be, for you, the three actions that the European Union should follow in priority.
------	---

SHOW CARD - READ OUT - MAX. 3 ANSWERS

		<b>(290-307)</b>
(VERSION A) Welcoming new Member Countries		1,
(SPLIT B) Prepare a new enlargement of the EU		2,
Getting closer to European citizens, for example by giving them more information about the European Union, its policies and its institutions	3,	
Successfully implementing the single European currency, the euro		4,
Fighting poverty and social exclusion		5,
Protecting the environment		6,
Protecting consumers and guaranteeing the quality of products		7,
Fighting unemployment		8,
Reforming the institutions of the European Union and the way they work		9,
(SPLIT A) Fighting organised crime and drug trafficking		10,
(SPLIT B) Fighting organised crime		11,
Asserting the political and diplomatic importance of the European Union around the world		12,
Maintaining peace and security in Europe		13,
Guaranteeing the rights of the individual and respect for the principles of democracy in Europe		14,
Fighting terrorism		15,
Fighting illegal immigration		16,
Others (SPONTANEOUS)		17,
DK		18,

EB65.2 QA31 TREND MODIFIED

QA27	In your opinion, should decisions concerning European defence policy be taken by national governments, by NATO or by the European Union?
------	--

ONE ANSWER ONLY

		<b>(308)</b>
National governments		1
NATO		2
The European Union		3
Other (SPONTANEOUS)		4
DK		5

EB64.2 QA35



QA28 On which of the following do you think most of the European Union budget is spent?

SHOW CARD - READ OUT - ONE ANSWER ONLY

	<b>(309)</b>
Employment and social affairs	1
Agriculture	2
Scientific research	3
Regional aid	4
Foreign policy and aid to countries outside the European Union	5
Administrative and personnel costs, buildings	6
Other (SPONTANEOUS)	7
DK	8

EB64.2 QA37

QA29a In your opinion, would you say that the United States tends to play a positive role, a negative role or neither a positive nor a negative role regarding...?

	READ OUT	POSITIVE	NEGATIVE	NEITHER POSITIVE NOR NEGATIVE	DK

<b>(310)</b>	1	Peace in the world	1	2	3	4
<b>(311)</b>	2	The fight against terrorism	1	2	3	4
<b>(312)</b>	3	Growth of the world economy	1	2	3	4
<b>(313)</b>	4	The fight against poverty in the world	1	2	3	4
<b>(314)</b>	5	Protection of the environment	1	2	3	4

EB64.2 QA38a

QA29b And in your opinion, does the European Union tend to play a positive role, a negative role or neither a positive nor negative role regarding...?

	READ OUT	POSITIVE	NEGATIVE	NEITHER POSITIVE NOR NEGATIVE	DK

<b>(315)</b>	1	Peace in the world	1	2	3	4
<b>(316)</b>	2	The fight against terrorism	1	2	3	4
<b>(317)</b>	3	The growth of the world economy	1	2	3	4
<b>(318)</b>	4	The fight against poverty in the world	1	2	3	4
<b>(319)</b>	5	The protection of the environment	1	2	3	4

EB64.2 QA38b

QA30 Do you ever think of yourself as not only (NATIONALITY CODED AT Q1), but also European? Does this happen often, sometimes or never? IF MORE THAN ONE NATIONALITY, ASK IN RELATION TO FIRST NATIONALITY MENTIONED AT Q1?

ONE ANSWER ONLY

<b>(320)</b>	
Often	1
Sometimes	2
Never	3
DK	4

EB64.2 QA39

QA31 Would you say you are very proud, fairly proud, not very proud, not at all proud to be (NATIONALITY CODED AT Q1) INT: IF MORE THAN ONE NATIONALITY, ASK IN RELATION TO FIRST NATIONALITY MENTIONED AT Q1?

ONE ANSWER ONLY

<b>(321)</b>	
Very proud	1
Fairly proud	2
Not very proud	3
Not at all proud	4
DK	5

EB64.2 QA41

QA32 And would you say you are very proud, fairly proud, not very proud, not at all proud to be European?

ONE ANSWER ONLY

<b>(322)</b>	
Very proud	1
Fairly proud	2
Not very proud	3
Not at all proud	4
I do not feel European	5
DK	6

EB64.2 QA42

QA33	For each of the following countries, would you be in favour of or against it becoming part of the European Union in the future?
------	---

ROTATE

	READ OUT	In favour	Against	DK
(323)	1 Switzerland	1	2	3
(324)	2 Norway	1	2	3
(325)	3 Bosnia and Herzegovina	1	2	3
(326)	4 Croatia	1	2	3
(327)	5 The Former Yugoslav Republic of Macedonia (FYROM)	1	2	3
(328)	6 Serbia	1	2	3
(329)	7 Montenegro	1	2	3
(330)	8 Iceland	1	2	3
(331)	9 Albania	1	2	3
(332)	10 Bulgaria	1	2	3
(333)	11 Romania	1	2	3
(334)	12 Ukraine	1	2	3
(335)	13 Turkey	1	2	3

EB64.2 QA44 TREND MODIFIED

QA34	For each of the following please tell me whether you totally agree, tend to agree, tend to disagree or totally disagree.
------	--

SHOW CARD
-----------

		Totally agree	Tend to agree	Tend to disagree	Totally disagree	DK
(336)	1 Turkey partly belongs to Europe by its geography	1	2	3	4	5
(337)	2 Turkey partly belongs to Europe by its history	1	2	3	4	5
(338)	3 Turkey's accession to the European Union would strengthen the security in this region	1	2	3	4	5
(339)	4 The cultural differences between Turkey and the European Union Member States are too significant to allow it to join the EU	1	2	3	4	5
(340)	5 Turkey's accession would favour rejuvenate an ageing European population	1	2	3	4	5
(341)	6 Turkey's joining could risk favouring immigration to more developed countries in the European Union	1	2	3	4	5
(342)	7 To join the European Union in about ten years, Turkey will have to respect systematically Human Rights	1	2	3	4	5
(343)	8 To join the European Union in about ten years, Turkey will have to significantly improve the state of its economy	1	2	3	4	5

EB64.2 QA45 TREND MODIFIED
----------------------------

QA35	According to what you know, would you say that you are in favour of or opposed to the European Constitution?
------	--

READ OUT – ONE ANSWER ONLY

	<b>(344)</b>
Totally in favour	1
Fairly in favour	2
Fairly opposed	3
Totally opposed	4
DK	5

EB65.2 QB2 FILTER MODIFIED

ASK ALL

QA36	For each of the following please tell me whether you totally agree, tend to agree, tend to disagree or totally disagree. If all Member States adopt the Treaty establishing a Constitution for Europe, it will make the European Union...
------	---

ONE ANSWER PER LINE

	READ OUT	Totally agree	Tend to agree	Tend to disagree	Totally disagree	DK
--	----------	---------------	---------------	------------------	------------------	----

<b>(345)</b>	1	More democratic	1	2	3	4	5
<b>(346)</b>	2	More efficient	1	2	3	4	5
<b>(347)</b>	3	More transparent	1	2	3	4	5
<b>(348)</b>	4	Stronger in the world	1	2	3	4	5
<b>(349)</b>	5	More competitive economically	1	2	3	4	5
<b>(350)</b>	6	More socially-minded	1	2	3	4	5

EB65.2 QB3 (ITEMS 1-3) EB65.2 QB4 (ITEMS 4-6)

ASK QA37 ONLY IN EU25 - OTHERS GO TO QA38

QA37	15 countries have ratified the European Constitution, but France and the Netherlands voted "no". Which of the following best describes your view?
------	---

READ OUT - ONE ANSWER ONLY

	<b>(351)</b>
The European Union Member States should continue the ratification process of the European Constitution	1
The European Constitution should be renegotiated	2
The European Constitution should be dropped	3
DK	4

EB65.2 QB5 TREND MODIFIED

ASK ALL

QA38 Which of the two following statements best describes your view?

READ OUT - ONE ANSWER ONLY

(352)

A European Constitution is necessary to ensure that the European Institutions work well	1
A European Constitution is not necessary to ensure that the European Institutions work well	2
DK	3

EB64.2 QA50

QA39 For each of the following, please tell me whether in your opinion the European Union is ahead, behind or at the same level as the United States.

SHOW CARD - ONE ANSWER PER LINE

READ OUT	Ahead	Behind	At the same level	DK
----------	-------	--------	-------------------	----

(353)	1	Scientific research	1	2	3	4
(354)	2	Medical research	1	2	3	4
(355)	3	Protection of the environment	1	2	3	4
(356)	4	Innovation technology	1	2	3	4
(357)	5	The healthcare system	1	2	3	4
(358)	6	Education	1	2	3	4
(359)	7	Fighting social disparities	1	2	3	4
(360)	8	Fighting unemployment	1	2	3	4
(361)	9	Fighting discrimination	1	2	3	4
(362)	10	The creation of companies	1	2	3	4

EB64.2 QA53

QA40	The single market increased competition in a number of domains such as transport, telecommunication services, banking and insurance services. In general, would you say that this has a ... effect?
------	---

READ OUT – ONE ANSWER ONLY

	<b>(363)</b>
Very positive	1
Fairly positive	2
Fairly negative	3
Very negative	4
Neither positive nor negative (SPONTANEOUS)	5
DK	6

EB64.2 QA54

QA41	Compared to 10 years ago, do you think that due to the single market, the international competitiveness of Irish companies is now better, worse or the same?
------	--

READ OUT – ONE ANSWER ONLY

	<b>(364)</b>
Better	1
Worse	2
The same	3
DK	4

NEW

QA42	For each of the following achievements of the European Union, could you tell me whether you have benefited from it or not.
------	--

SHOW CARD – ONE ANSWER PER LINE

	READ OUT	Yes	No	DK
<b>(365)</b>	1 The common currency, the EURO	1	2	3
<b>(366)</b>	2 A wider variety of goods from other EU countries	1	2	3
<b>(367)</b>	3 EU citizen rights	1	2	3
<b>(368)</b>	4 No/less border controls when travelling in the EU	1	2	3
<b>(369)</b>	5 Working or studying in another EU country	1	2	3
<b>(370)</b>	6 Consumer rights	1	2	3
<b>(371)</b>	7 The right to bring a case before the Court of Justice of the European Communities	1	2	3

NEW

--

QA43	Which one of the following two propositions is closest to your opinion with regard to globalisation?
------	--

READ OUT – ONE ANSWER ONLY
----------------------------

Globalisation represents a good opportunity for Irish companies thanks to the opening-up of markets
Globalisation represents a threat to employment and companies in Ireland
DK

(372)

1  
2  
3

EB65.1 QA17
-------------

--

QA44	Could you tell me whether you think globalisation has a fairly positive or fairly negative effect on each of the following areas?
------	---

SHOW CARD – ONE ANSWER PER LINE
---------------------------------

	READ OUT	Fairly positive effect	Fairly negative effect	No effect (SPONTANEOUS)	DK
--	----------	------------------------	------------------------	-------------------------	----

(373)	1	Economic growth in our country	1	2	3	4
(374)	2	Solidarity between countries	1	2	3	4
(375)	3	Scientific and technical progress	1	2	3	4
(376)	4	Democracy at a world-wide level	1	2	3	4
(377)	5	Quality of public services	1	2	3	4
(378)	6	Disparities between countries	1	2	3	4
(379)	7	Employment in our country	1	2	3	4
(380)	8	Environment	1	2	3	4
(381)	9	Health	1	2	3	4

NEW
-----

ASK QA45a TO SPLIT A - OTHERS GO TO QA45b

QA45a To what extent do you agree or disagree with the following statement: The European Union helps to protect us from the negative effects of globalisation.

READ OUT - ONE ANSWER ONLY

(382)

Totally agree	1
Tend to agree	2
Tend to disagree	3
Totally disagree	4
DK	5

EB64.2 QA56 FILTER + TREND MODIFIED

ASK QA45b TO SPLIT B - OTHERS GO TO QA46

QA45b To what extent do you agree or disagree with the following statement: The European Union enables European citizens to benefit more from the positive effects of globalisation.

READ OUT - ONE ANSWER ONLY

(383)

Totally agree	1
Tend to agree	2
Tend to disagree	3
Totally disagree	4
DK	5

NEW

ASK ALL

QA46 Which of the following statements would you prioritise to improve the performance of the European economy?

READ OUT - MAX. 3 ANSWERS

(384-391)

Increase the legal number of working hours	1,
Improve education and professional training	2,
Invest in research and innovation	3,
Facilitate the creation of companies	4,
Use energy more efficiently	5,
Invest in transport infrastructure (motorways, railways, etc.)	6,
Other (SPONTANEOUS)	7,
DK	8,

EB65.2 QC5



QA47 For each of the following statements, please tell me if you...?

SHOW CARD WITH SCALE – ONE ANSWER PER LINE

		READ OUT	Totally agree	Tend to agree	Tend to disagree	Totally disagree	DK
	1	The State intervenes too much in our lives	1	2	3	4	5
(392)	2	We need more equality and justice even if this means less freedom for the individual	1	2	3	4	5
(393)	3	Nowadays there is too much tolerance. Criminals should be punished more severely	1	2	3	4	5
(394)	4	Citizens should participate more actively in politics in Ireland	1	2	3	4	5
(395)	5	Immigrants contribute a lot to Ireland	1	2	3	4	5
(396)	6	(SPLIT BALLOT A) Economic growth must be a priority for Ireland, even if it affects the environment	1	2	3	4	5
(397)	7	(SPLIT BALLOT B) Protecting the environment should be a priority for Ireland, even if it	1	2	3	4	5
(398)							

		affects economic growth					
(399)	8	Free competition is the best guarantee for economic prosperity	1	2	3	4	5
(400)	9	The place of religion in our society is too important	1	2	3	4	5
(401)	10	Personal consumption of cannabis should be legalised in Europe	1	2	3	4	5
(402)	11	Homosexual marriages should be allowed in Europe	1	2	3	4	5
(403)	12	Homosexual couples in Europe should be allowed to adopt children	1	2	3	4	5
(404)	13	More importance should be given to spare time than to work	1	2	3	4	5

EB60.1 Q37 TREND MODIFIED

--

QA48a	And in the following list, which are three most important values for you personally?
-------	--

SHOW CARD – READ OUT – MAX. 3 ANSWERS
---------------------------------------

	<b>(405-418)</b>
The Rule of Law	1,
Respect for human life	2,
Human rights	3,
Individual freedom	4,
Democracy	5,
Peace	6,
Equality	7,
Solidarity, support for others	8,
Tolerance	9,
Religion	10,
Self-fulfilment	11,
Respect for other cultures	12,
None of these (SPONTANEOUS)	13,
DK	14,

EB60.1 Q36a
-------------

--

QA48b	And which three values best represent the European Union?
-------	---

SHOW CARD – READ OUT – MAX. 3 ANSWERS
---------------------------------------

	<b>(419-432)</b>
The Rule of Law	1,
Respect for human life	2,
Human rights	3,
Individual freedom	4,
Democracy	5,
Peace	6,
Equality	7,
Solidarity, support for others	8,
Tolerance	9,
Religion	10,
Self-fulfilment	11,
Respect for other cultures	12,
None of these (SPONTANEOUS)	13,
DK	14,

EB60.1 Q36b TREND SLIGHTLY MODIFIED
-------------------------------------

--

QA49	In your opinion, in terms of shared values, are European Union Member States...?
------	--

READ OUT – ONE ANSWER ONLY
----------------------------

	<b>(433)</b>
Very close to each other	1
Fairly close to each other	2
Fairly distant from each other	3
Very distant from each other	4
DK	5

NEW
-----

--

QA50	Which two, if any, of the following would you consider to be most helpful for the future of Europe?
------	---

SHOW CARD – READ OUT – MAX. 2 ANSWERS
---------------------------------------

	<b>(434-442)</b>
A common language	1,
Well defined external borders of the EU	2,
The introduction of the Euro in all EU countries	3,
Comparable living standards in all EU countries	4,
A common army	5,
A common Constitution	6,
Nothing would be helpful (SPONTANEOUS)	7,
Other (SPONTANEOUS – SPECIFY)	8,
DK	9,

EB65.1 QA11
-------------

QA51 How would you judge the current situation in each of the following areas?

SHOW CARD

	READ OUT	Very good	Rather good	Rather bad	Very bad	DK
--	----------	-----------	-------------	------------	----------	----

(443)	1	The state of the Irish economy	1	2	3	4	5
(444)	2	The state of the European economy	1	2	3	4	5
(445)	3	The employment situation in Ireland	1	2	3	4	5
(446)	4	The state of the environment in Ireland	1	2	3	4	5
(447)	5	The social welfare situation in Ireland	1	2	3	4	5

EB63.4 QD1 TREND MODIFIED

QA52 Would you say that you are very interested, fairly interested, not very interested or not at all interested in...?

ONE ANSWER PER LINE

	READ OUT	Very interested	Fairly interested	Not very interested	Not at all interested	DK
--	----------	-----------------	-------------------	---------------------	-----------------------	----

(448)	1	Domestic affairs	1	2	3	4	5
(449)	2	European affairs	1	2	3	4	5

EB65.1 QA24

## EUROBAROMETER "Standard" 66.1 TECHNICAL SPECIFICATIONS

Between the 6<sup>th</sup> of September and the 10<sup>th</sup> of October 2006, TNS Opinion & Social, a consortium created between Taylor Nelson Sofres and EOS Gallup Europe, carried out wave 66.1 of the EUROBAROMETER, on request of the EUROPEAN COMMISSION, Directorate General Communication, "Public Opinion and Media Monitoring".

The EUROBAROMETER "Standard" is part of wave 66.1 and covers the population of the respective nationalities of the European Union Member States, resident in each of the Member States and aged 15 years and over. The EUROBAROMETER "Standard" has also been conducted in the two acceding countries (Bulgaria and Romania) and in the two candidate countries (Croatia and Turkey) and in the Turkish Cypriot Community. In these countries, the survey covers the national population of citizens of the respective nationalities and the population of citizens of all the European Union Member States that are residents in those countries and have a sufficient command of one of the respective national language(s) to answer the questionnaire. The basic sample design applied in all states is a multi-stage, random (probability) one. In each country, a number of sampling points was drawn with probability proportional to population size (for a total coverage of the country) and to population density.

In order to do so, the sampling points were drawn systematically from each of the "administrative regional units", after stratification by individual unit and type of area. They thus represent the whole territory of the countries surveyed according to the EUROSTAT NUTS II (or equivalent) and according to the distribution of the resident population of the respective nationalities in terms of metropolitan, urban and rural areas. In each of the selected sampling points, a starting address was drawn, at random. Further addresses (every Nth address) were selected by standard "random route" procedures, from the initial address. In each household, the respondent was drawn, at random (following the "closest birthday rule"). All interviews were conducted face-to-face in people's homes and in the appropriate national language. As far as the data capture is concerned, CAPI (*Computer Assisted Personal Interview*) was used in those countries where this technique was available.

ABBREVIATIONS	COUNTRIES	INSTITUTES	N° INTERVIEWS	FIELDWORKDATES	POPULATION 15+
BE	Belgium	TNS Dimarso	1.003	6/09/2006 1/10/2006	8.650.994
CZ	Czech Rep.	TNS Aisa	1.091	7/09/2006 26/09/2006	8.571.710
DK	Denmark	TNS Gallup DK	1.003	9/09/2006 10/10/2006	4.411.580
DE	Germany	TNS Infratest	1.525	8/09/2006 4/10/2006	64.361.608
EE	Estonia	Emor	1.000	8/09/2006 2/10/2006	887.094
EL	Greece	TNS ICAP	1.000	6/09/2006 3/10/2006	8.693.566
ES	Spain	TNS Demoscopia	1.003	6/09/2006 5/10/2006	37.024.972
FR	France	TNS Sofres	1.007	6/09/2006 30/09/2006	44.010.619
IE	Ireland	TNS MRBI	1.000	6/09/2006 10/10/2006	3.089.775
IT	Italy	TNS Abacus	1.006	7/09/2006 5/10/2006	48.892.559
CY	Rep. of Cyprus	Synovate	503	6/09/2006 1/10/2006	596.752
CY(tcc)	Turkish Cypriot Comm.	KADEM	500	7/09/2006 30/09/2006	157.101
LV	Latvia	TNS Latvia	1.015	8/09/2006 9/10/2006	1.418.596
LT	Lithuania	TNS Gallup Lithuania	1.000	6/09/2006 2/10/2006	2.803.661
LU	Luxembourg	TNS ILReS	500	6/09/2006 4/10/2006	374.097
HU	Hungary	TNS Hungary	1.005	6/09/2006 25/09/2006	8.503.379
MT	Malta	MISCO	500	7/09/2006 4/10/2006	321.114
NL	Netherlands	TNS NIPO	1.018	6/09/2006 5/10/2006	13.030.000
AT	Austria	Österreichisches Gallup-Institut	1.016	6/09/2006 5/10/2006	6.848.736
PL	Poland	TNS OBOP	1.000	9/09/2006 4/10/2006	31.967.880
PT	Portugal	TNS EUROTESTE	995	6/09/2006 2/10/2006	8.080.915
SI	Slovenia	RM PLUS	1.031	6/09/2006 5/10/2006	1.720.137
SK	Slovakia	TNS AISA SK	1.023	13/09/2006 26/09/2006	4.316.438
FI	Finland	TNS Gallup Oy	1.000	7/09/2006 4/10/2006	4.348.676
SE	Sweden	TNS GALLUP	1.013	7/09/2006 2/10/2006	7.486.976
UK	United Kingdom	TNS UK	1.308	6/09/2006 7/10/2006	47.685.578
BG	Bulgaria	TNS BBSS	1.035	6/09/2006 20/09/2006	6.671.699
RO	Romania	TNS CSOP	1.047	7/09/2006 29/09/2006	18.173.179
HR	Croatia	Puls	1000	7/09/2006 27/09/2006	3.722.800
TR	Turkey	TNS PIAR	1005	6/09/2006 4/10/2006	47.583.830
TOTAL			29.152	6/09/2006 10/10/2006	444.406.021

For each country a comparison between the sample and the universe was carried out. The Universe description was derived from Eurostat population data or from national statistics offices. For all countries surveyed, a national weighting procedure, using marginal and intercellular weighting, was carried out based on this Universe description. In all countries, gender, age, region and size of locality were introduced in the iteration procedure. For international weighting (i.e. EU averages), TNS Opinion & Social applies the official population figures as provided by EUROSTAT or national statistic offices. The total population figures for input in this post-weighting procedure are listed above.

Readers are reminded that survey results are estimations, the accuracy of which, everything being equal, rests upon the sample size and upon the observed percentage. With samples of about 1,000 interviews, the real percentages vary within the following confidence limits:

<b>Observed percentages</b>	10% or 90%	20% or 80%	30% or 70%	40% or 60%	50%
<b>Confidence limits</b>	± 1.9 points	± 2.5 points	± 2.7 points	± 3.0 points	± 3.1 points