

EUROBAROMETER 65

PUBLIC OPINION IN THE EUROPEAN UNION

SPRING 2006

NATIONAL REPORT

EXECUTIVE SUMMARY

SLOVAK REPUBLIC

This survey was requested and coordinated by Directorate-General Communication.

This report was produced for the European Commission's Representation in the Slovak Republic.

This document does not represent the point of view of the European Commission.
The interpretations and opinions contained in it are solely those of the authors.

1. CLIMATE OF OPINION

Citizens of the Slovak Republic are according to the Eurobarometer survey No 65 still less satisfied with the life they lead than citizens in the EU25 on average. Only 9% of Slovaks are very satisfied, that is 12 points less than in the EU25. On the other hand, in the EU 25, only 15% of citizens are not very satisfied, that is 12 points less than in Slovakia. 57% of Slovak and 60% of EU25 citizens are fairly satisfied and 6% of Slovak and 4% of EU25 citizens are not at all satisfied. Compared with the previous survey, no changes can be observed. However, compared with the results of the Eurobarometer survey undertaken in 2003, the number of very satisfied Slovak citizens has grown by 3 points, the number of fairly satisfied citizens has grown by 9 points, while the number of not very satisfied citizens has decreased by 6 points and the number of not at all satisfied has decreased by 7 points.

47% of Slovak citizens (4 points less than in the EU25) do not expect any changes in their life in the next 12 months. 33% of Slovaks (2 points less than in the EU25) expect an improvement. However, 18% of Slovaks (6 points more than in the EU25) expect a worsening of their situation in the next 12 months. These results do not differ significantly from the results of the previous survey.

Also the results of the survey concerning the comparison of the present situation with the situation five years ago do not differ significantly from the previous survey. Citizens of the EU25 are still more positive, when 36% of them think that their situation has improved while only 28% of Slovaks have this view. 38% of Slovaks think that their situation stayed about the same, that is 4 points above the EU25 average, and 33% of Slovaks think that their situation has worsened, a figure that is also 4 points above the EU25 average.

The situation concerning the expectations of citizens for the next five years is slightly different. In the course of the next five years, 41% of Slovak citizens expect their personal situation to improve, that is 2 points above the EU25 average. 35% of Slovaks expect their situation to stay about the same, while this is the expectation of 40% of citizens in the EU25. 18% of Slovak citizens expect their situation to get worse in the next five years, that is 3 points more than in the EU25 as a whole.

Thus, while Slovaks are more negative on the assessment of their current situation and also on the comparison of their current situation with that of 5 years ago than the citizens of the EU25 on average, and are also more pessimistic concerning their expectations for the next 12 months, in their expectations for the next 5 years, they do not differ much from EU25 citizens overall.

While citizens of the EU25 are mostly attached to their country and in second and third place to the city/town/village and the region in which they live, Slovaks put in first place the city/town/village in which they live and also their country. 88% of Slovak citizens are attached to the city/town/village in which they live and the same percentage is attached to their country. In comparison with this figure, only 61% of Slovaks are attached to Europe and even fewer (43%) Slovak citizens are attached to the European Union.

Compared with other results of the Eurobarometer survey that indicates very pro-European attitudes among the Slovak population, the low level of attachment of Slovaks (but also EU25 citizens) to Europe and the EU is a challenge for the European integration process.

2. CITIZENS IN THEIR COUNTRY

While 24% of EU25 respondents live in large towns, and 34% of them live in rural areas or in villages, only 14% of Slovak respondents live in large towns and 44% of them live in rural areas or in villages.

For Slovaks, the greatest problem their country is facing is unemployment. 61% of Slovak respondents consider unemployment to be of the two most important issues, that is 12 points above the EU25 average. The second greatest problem is the economic situation, which was cited by 33% of Slovak respondents, that is 10 percent more than in the EU25. The third greatest problem is the healthcare system, which was selected by 31% of Slovak respondents, that is 13% above the EU25 average.

Citizens of the Slovak Republic do not trust national institutions. Only 10% of Slovaks trust political parties, 21% trust the government, 27% trust the national parliament and 29% trust the justice and judicial system. The low level of trust in national institutions in Slovakia is a long-term issue. Two months after this survey was carried out there were parliamentary elections in Slovakia and a new government was formed. It will be interesting to observe in the next surveys, whether there will be any change in the attitude of Slovak citizens.

Slovaks are also negative in their assessment of some socio-economic areas and issues in their country. The situation of the national economy is perceived as very good or rather good by only 20% of respondents, that is 21 points below the EU25 average. On the other hand, the situation of the European economy is perceived as very good or rather good by 67% of Slovaks, that is 14 points above the EU25 average. This is the only area that is perceived more positively by Slovaks than by the citizens in the EU25 overall. The state of unemployment in Slovakia is perceived as very good or rather good by only 5% of respondents, that is 19% points less than in the EU25 as a whole. Social welfare is perceived as very good or rather good by 16% of Slovak respondents, that is 32 points below the EU25 average

3. THE EUROPEANS AND THE EU

3.1 Citizens views on the EU

Slovak citizens trust the EU institutions more than citizens of the EU25 on average. The highest level of trust Slovaks have is towards the European Parliament with 62% of respondents making this claim, which is 10 points more than in the EU25. 56% of Slovaks trust the European Commission, that is 9 points above the EU25 average. The EU as a whole has the trust of 60% of Slovak citizens, that is 12 points more than the EU25 average.

The Slovak Republic's membership of the European Union is considered to be a good thing by 55% of Slovak citizens – a figure the same as the EU25 average. However, only 6% of Slovaks think that membership is a bad thing which is 7 points less than in the EU25 as a whole. Compared with the previous survey, the number of Slovak citizens who think that EU membership is a good thing has decreased by 6 points.

70% of Slovak citizens believe that their country has benefited from EU membership, which is 16 points more than in the EU25 on average. Compared with the previous survey, the number of Slovaks believing that their country had benefited from the EU membership has increased by 8 points. As this is the first increase since autumn 2004, it might be an indication that Slovaks, two years from the date their country joined the EU, have experienced the positive impact of EU membership. However, it might be also caused by the fact that in the period when the data for the survey were collected, the unofficial election campaign has started and governing political parties put more stress on highlighting the positive aspects of the EU membership.

For half of the Slovak citizens the European Union conjure very positive or rather positive image. For another 38% of Slovaks EU conjure neutral image. For 67% of Slovaks (17 points more than in the EU25) the European Union means above all the freedom to travel, study and work anywhere in the EU. The EU for Slovak citizens also means Euro (38%), economic prosperity (37%), peace (34%) and democracy (24%) but also increased crime (23%, 7 points more than in the EU25). The greatest difference between the citizens in Slovakia and the EU25 is in the view on the European Union as the symbol of economic prosperity, which shares 37% of Slovaks that is 19 points above the EU25 average. From the point of view of trends from the spring 2004 less Slovaks perceive the EU as the symbol of Euro, cultural diversity and social protection.

Only 34% of Slovak respondents agree with the statement "I understand how the European Union works". Citizens of Slovakia are thus ranked at the bottom of the chart together with the citizens of Malta as two nations where the proportion of the citizens who believe that they do understand how the EU works is the smallest.

3.2 Knowledge on EU

Slovaks have a solid knowledge of the EU institutions. 95% of Slovak respondents have heard about the European Parliament that is 6 points more than in the EU25. 75% of Slovak respondents have heard about the Council of the European Union that is 9 points more than in the EU25. 81% of Slovak respondents have heard about the Court of Justice of the European Communities that is an increase by 14 points since the autumn 2004.

When self-assessing their knowledge on the European Union on the scale from 1 (know nothing at all) to 10 (know a great deal), Slovaks awarded themselves an average mark 4.7, while in the EU25 the average mark was 4.5. Also comparing to the previous survey the subjective assessment of the knowledge has increased as far as in autumn 2005 Slovaks awarded themselves an average mark 4.6.

However the results of the quiz on the European Union do not pose a positive image of the knowledge of Slovak (and EU25) citizens. 32% of Slovaks (and the same percentage of the EU25 citizens) think that the EU still has 15 member states. Another 10% of Slovaks did not answer the question. 29% of Slovak respondents did not agree with the statement that Members of European Parliament are elected directly by the citizens of the EU. Another 13% of Slovaks did not answer the question. However, this is still not such a bad result when it is taken into consideration the fact that the turnout for the EP elections was extremely low in Slovakia. It is no surprise that 34% of Slovaks think that most of the EU budget is spent on administrative and personal costs. First of all, this figure is still 7 points below the EU25 average. It is also in line with the findings of the previous Eurobarometer surveys 63 and 64 that revealed that only between 5 and 8% of Slovaks know that most of the EU budget is spent on agriculture. Thus the cliché of the EU as the bureaucratic monster that spends most of the money on itself is still deeply-rooted.

The positive message is that the knowledge of Slovak citizens is well above the average of the EU25 and, compared with the survey undertaken in autumn 2004, the number of respondents who correctly answered that MEPs are elected directly and that the EU does not only have 15 member states increased significantly.

Slovaks presume that the most important institution in the European Union is the European Parliament. 88% of respondents think that the EP plays an important role within the EU, that is 12 points above the EU25 average. Slovakia belongs to four EU member states in which the greatest proportion of citizens assign an important role to the EP. It is interesting that although such a high proportion of Slovak citizens assign importance to the EP, the turnout for the EP elections in Slovakia was the lowest among the EU member states. The second most important EU institution, according to Slovak citizens, is the European Commission. In third place, Slovaks put the European Central Bank and in the fourth and fifth places are the Council of the European Union and the Court of Justice of the European Communities. The greatest difference between the opinion of Slovak and EU25 respondents was in the case of the Council of the European Union, which is considered to be an important institution by 71% of Slovak respondents while in the EU25 the corresponding figure was only 60%.

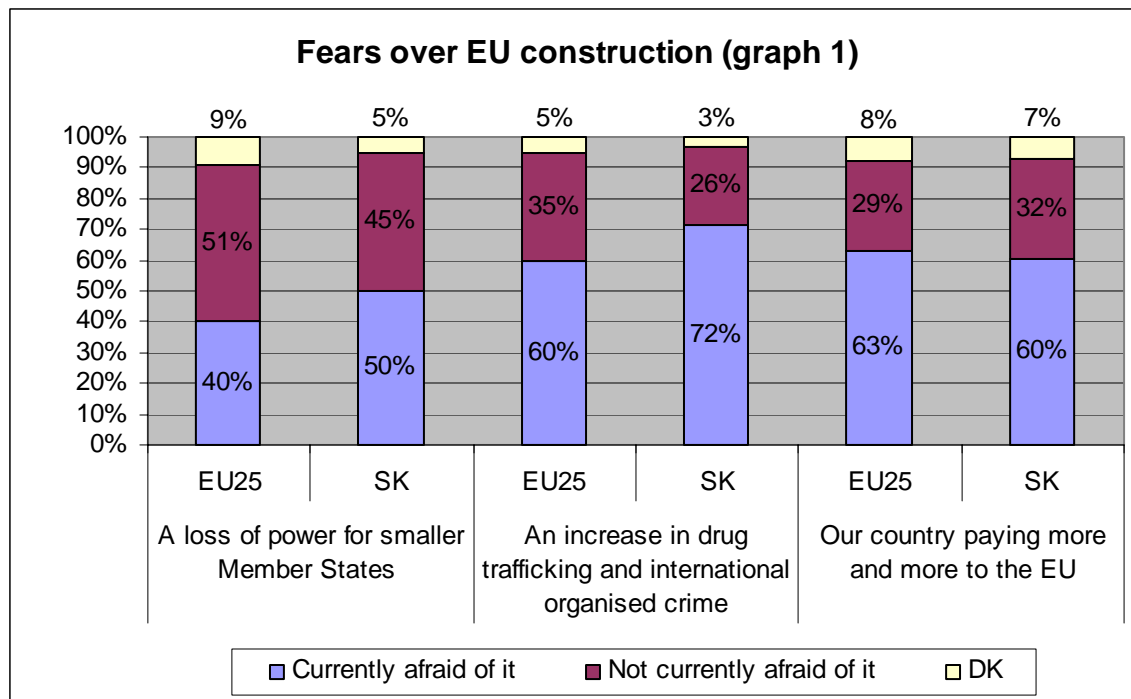
3.3 EU Role in everyday life

Half of Slovak citizens expect that the EU will play a more important role in their everyday life in five years' time. Furthermore, 54% of Slovaks want the EU to play a more important role in their everyday life in five years' time. On the other hand, only 8% of Slovaks expect that the EU will play a less important role in their everyday life in five years' time and 11% of them want this to be the case. Both the expectations and the wishes of the Slovak citizens in this regard are well above the EU25 average. Citizens of the Slovak Republic perceive positively the role that the European Union plays in their country in fighting unemployment and dealing with the economic situation. On the other hand, Slovaks perceive negatively the role of the EU in rising prices / inflation. These are the three out of four greatest problems that Slovakia is facing, according to Slovak respondents (see chapter 2.2 of the National Report). Slovaks also perceive positively the role of the European Union in Slovakia in the area of fighting terrorism, defence and foreign affairs and the fight against crime, although the EU does not have many competencies in these areas.

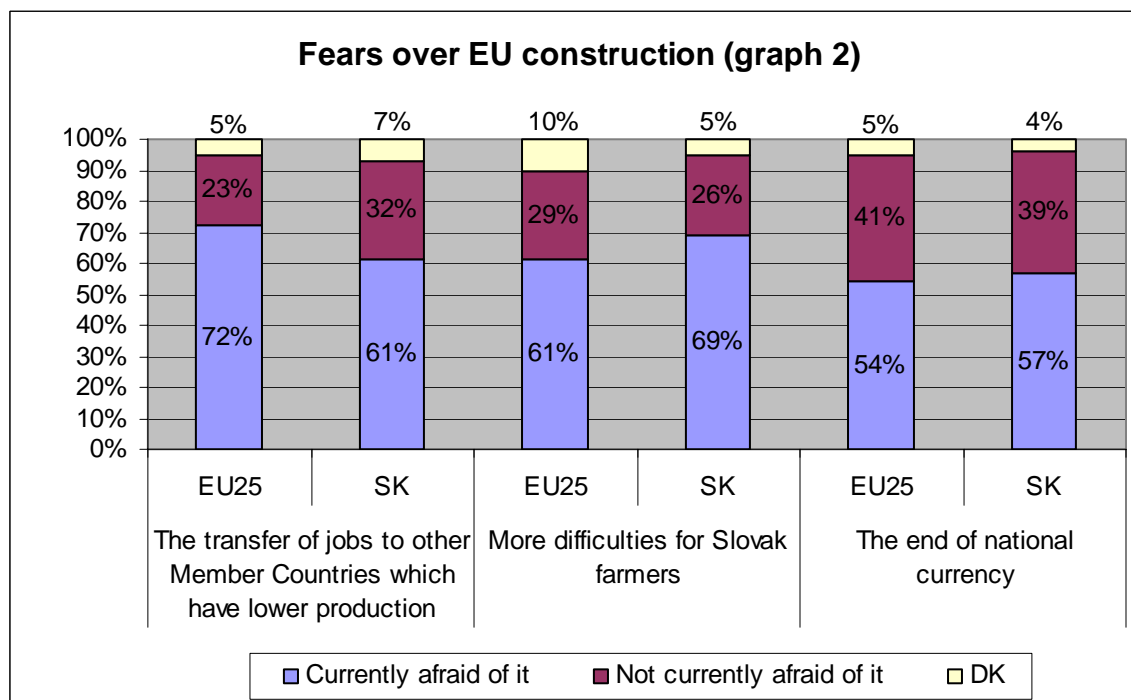
3.4 Fears over EU integration

In relation to European integration and the European Union, Slovak citizens are afraid, above all, of an increase in drug trafficking and international organised crime. Up to 72% of Slovak citizens are afraid of an increase in drug trafficking and international organised crime – a figure that is 12 points more than the EU25 average. Slovaks are afraid of difficulties for Slovak farmers (69%, 8 points more than the EU25 average), which is an interesting fact taking into consideration that half of the EU budget is spent on agriculture. Slovaks are also afraid of a transfer of jobs to other Member Countries which have lower production costs. That is also an interesting fact taking into consideration that over recent years many new jobs were transferred to Slovakia from other EU member states that have higher production costs. In this case, the fear of the citizens in the EU25 as a whole are much greater, as 72% of citizens are afraid of the transfer of jobs to other member countries that have lower production costs, a figure that is 11 points more than in Slovakia. Slovaks are also afraid that their country will pay more and more to the European Union, which is also an interesting fact, in view of the fact that Slovakia is a net recipient of EU funds and it is very likely that it will be a net recipient of the EU funds for a long time to come. Slovaks are also afraid of the end of their national currency. Last, but not least, Slovak citizens are afraid of the loss of power for smaller Member States, which is quite understandable, bearing in mind the size of Slovakia (and of its population) and the tendency towards changing the EU decision making mechanisms.

Question: Some people may have fears about the building of Europe, the European Union. Here is a list of things which some people say they are afraid of. For each one, please tell me if you, personally, are currently afraid of it, or not?

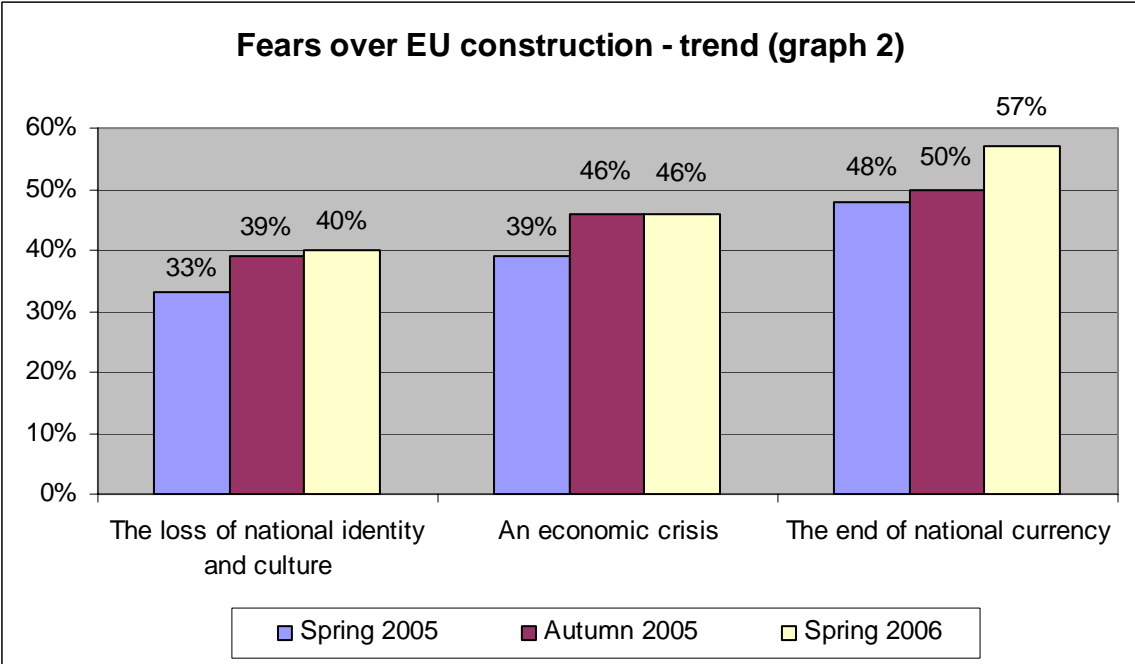
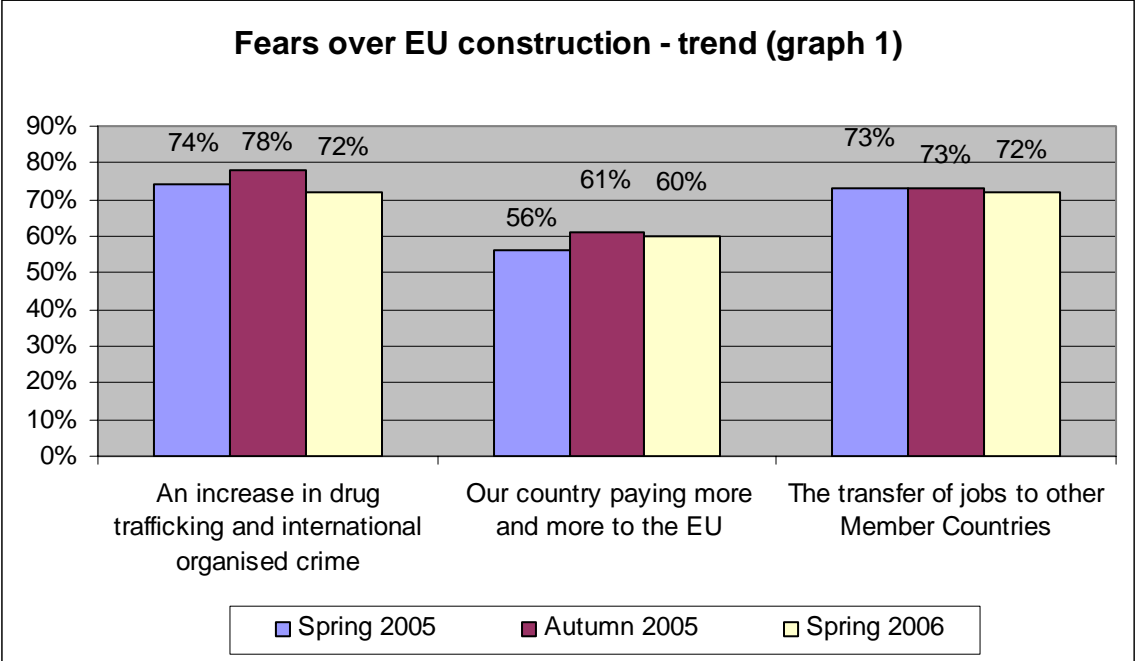


On the other hand, Slovaks are not afraid of a loss of their national identity and culture and the loss of social benefits. This is probably because Slovak citizens do not think that they have such a high level of social benefits that they could be afraid of losing them. In this case, the fears are greater amongst citizens of the EU25 as a whole, where 50% of citizens are afraid of the loss of social benefits, a figure that is 7 points more than that in Slovakia.



From the point of view of trends in Slovakia, the rise in fears about the loss of national identity and culture (up 7 points from spring 2005), economic crisis (stable but which had

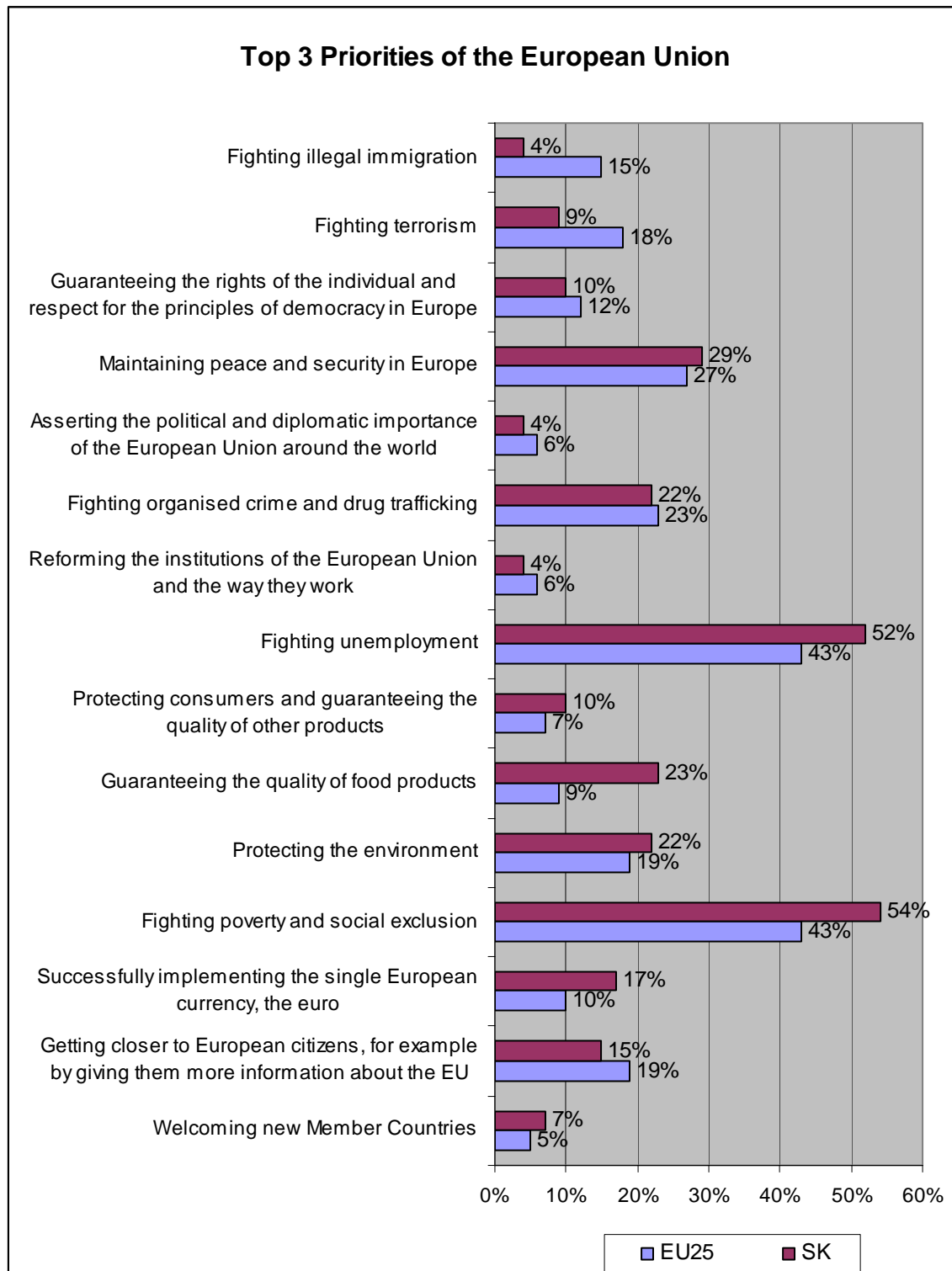
risen by 7 points between spring and autumn 2005) and of the end of national currency (up 9 points from spring 2005) can be observed.



3.5 Expectations – EU Top 3 Priorities

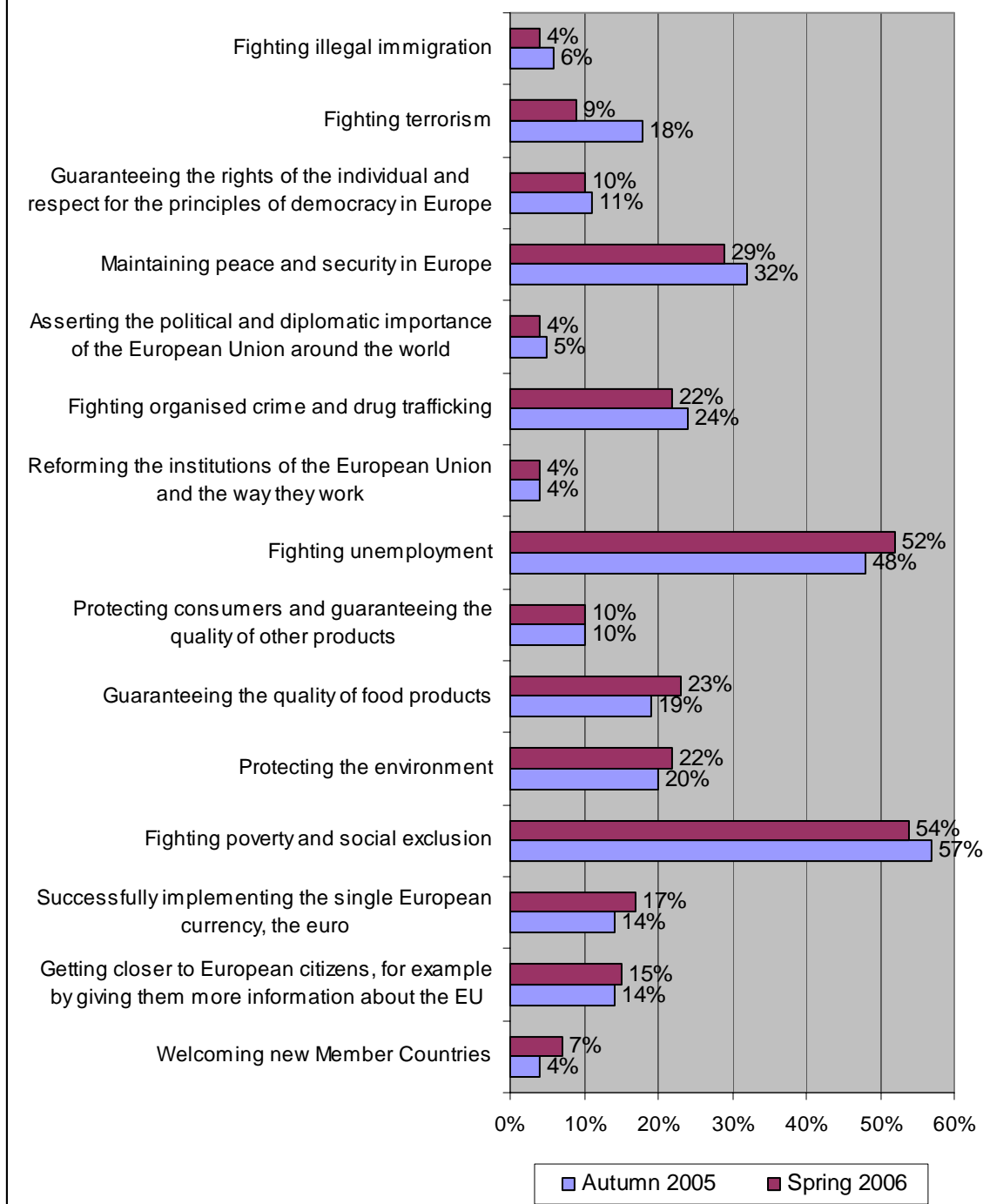
According to Slovak citizens, the top priority of the European Union should be fighting poverty and social exclusion. This priority was selected by 54% of Slovak respondents and is a figure that is 11 points above the EU25 average. In second place, Slovaks put the fight against unemployment, which is a priority for 52% of them, and 9 points more than the EU25 average.

Question: From the following list of actions, could you tell me what should be, for you, the three actions that the European Union should follow in priority. (MAX. 3 ANSWERS)



The other priorities are the maintaining the peace and security in Europe, guaranteeing the quality of food products, protecting the environment and fighting organised crime and drug trafficking. These priorities are in line with the answers of Slovak respondents to the questions elaborated in chapters 2.2 and 2.4 of the National Report. The unemployment, situation of the economy and personal financial situation are the areas which respondents say there are the greatest problems that they or their country is facing. Therefore, it is evident that these are issues that citizens set as priorities to be solved not only by the Slovak government but also by the European Union.

Top 3 Priorities of the European Union (trend)



From the point of view of trends, small decreases in the emphasis on fighting poverty and social exclusion and maintaining peace and security in Europe can be observed. A sharp fall can be observed in the case of fighting terrorism which indicates that Slovaks do not perceive this issue as an imminent threat. On the other hand, a moderate increase can be observed in regard to the fight against unemployment and guaranteeing the quality of food products. The increase in regard to the second priority cited is related to the fact that over recent months in Slovakia the number of cases of international food chains selling food products that do not fit basic quality requirements have increased.

4. ENERGY

Slovaks think that the public authorities' priority to help people to reduce their energy consumption should be to provide more information on the efficient use of energy. The second priority should be to adopt higher efficiency standards for energy-consuming equipment. In third place, Slovaks want to develop tax incentives to promote the efficient use of energy and as the last of four options they want to control more strictly the application of existing energy efficiency standards. However, 74% of Slovak citizens are not prepared to pay more for energy produced from renewable sources than for energy produced from other sources. The preferred answer to the new energy challenges is, according to Slovaks, to reduce their personal energy consumption without paying more. 46% of respondents opted for this alternative, a figure that is 3 points more than in the EU25. On the other hand, 26% of Slovak citizens (10 points more than the EU25 average) do not intend to change their energy consumption habits but are also not prepared to pay more. Also, 42% of Slovaks think that the most appropriate level to take decisions regarding the new energy challenges is at national level, while 39% would prefer the European level.

5. CITIZENS AND THE MEDIA

Slovaks look for information about the European Union mostly on the television. 80% of respondents mentioned TV as the most frequent source of information on the EU, a figure which is 10 points more than in the EU25. In second place, is radio which is used by 47% of Slovaks (16 points more than the EU25 average), and, in third place, are daily newspapers that are used by 41% of Slovak citizens, the same level as the EU25 average. Only 10% of Slovak respondents said that they never look for information on the EU. This indicates that Slovaks have a great interest in information on the EU. However, taking into consideration the results of the survey concerning the knowledge of Slovaks about the EU, the sufficiency, lucidity and comprehensibility of the information provided by the media is questionable. No significant trends can be observed in this area for the period from autumn 2004 till spring 2006.

Compared with the EU25 average, Slovaks watch television news programmes, read the news in daily newspapers and listen to radio news programmes less often.

Most Slovak citizens think that the amount of information on the European Union in the Slovak media is adequate. In the case of the press, 67% of respondents expressed this view (16 points more than the EU25 average); in the case of television, it was 66% (also 16 points more than the EU25 average); and, in the case of radio, it was 62% (20 points more than the EU25 average). Only a small proportion of Slovak citizens think that there is too much information on the EU in the media. From the point of view of trends, it can be seen that there is an increase in the number of Slovaks who think that the amount of information on the European Union in the media is adequate and a decrease of those who think that there is too little information on the EU.

Furthermore, a majority of Slovak citizens believe that the Slovak media present the European Union objectively. Presentation of the EU on the radio is objective according to 64% of Slovaks, a figure that is 18 percentage points more than the EU25 average. Presentation of the EU in the press is objective according to 64% of Slovaks, a figure that is 10 percentage points more than in the EU25. Presentation of the EU on television is objective according to 59% of Slovaks, a figure which is 6 percent above the EU25 average. Compared with the EU25 average, more Slovak citizens think that information on the EU is too positive and fewer Slovaks think that coverage of the EU is too negative. From the trend point of view, it can be seen that during the last year the number of Slovaks who think that

the presentation of the EU is too positive has fallen and the number of those who think that the presentation of the European Union in the media is objective has risen.

CONCLUSION

Citizens of the Slovak Republic compared with the EU25 average are still less satisfied with their life, although from the year 2003, a gradual increase in the number of satisfied citizens and a fall in the number of dissatisfied citizens can be observed. On the other hand, Slovaks are more optimistic regarding their view of the future, especially in the 5-year horizon.

Slovaks give a negative assessment of the economic situation, the state of unemployment, social benefits and the environment in Slovakia. Unemployment, the economic situation and the health care system are, according to Slovaks, the most important issues their country is facing.

Slovaks feel attached most to the town or village in which they live, and also to their country but are less attached to their region, Europe and European Union.

Slovak citizens do not trust national institutions. Among the EU25 countries, Slovakia belongs to the countries with the lowest level of trust in the national government, parliament, justice and the legal system. On the other hand, Slovaks, compared with the EU25 average, trust more in the EU institutions and the European Union itself.

Citizens of the Slovak Republic consider their country's EU membership to be a good thing and believe that Slovakia has profited from it. For two-thirds of the Slovak poll, the European Union means the freedom to travel, study and work anywhere in the EU.

However, only one-third of Slovaks say that they understand how the EU works, one-third think that the EU still has 15 member states and one-third also think that most of the EU's budget is spent for administrative and personal costs.

Half of the Slovaks expect that the EU will play a more important role in their everyday life in five years' time and more than half of them wish it to do so.

Slovaks assess positively the role of the EU in Slovakia in the area of fighting unemployment and economic situation. A majority of Slovaks assess positively the role of the EU in Slovakia in the area of fighting terrorism, as well as in the areas of defence and foreign affairs. They assess the role of the EU in the area of rising prices / inflation negatively.

In relation to further European integration, Slovaks are afraid of an increase of drug trafficking and international organised crime and also of difficulties for Slovak farmers, of the transfer of jobs to countries with lower production costs, as well as of their country having to pay more and more to the EU.

The top priorities of the European Union should be fighting poverty and social exclusion, fighting unemployment and maintaining peace and security in Europe.

The answer to the energy challenges should be to reduce personal energy consumption and the efficient use of energy

Slovak citizens use television most as their source of information about the European Union. Slovaks consider the amount of information on the EU in their national media to be adequate and the presentation of the EU in the Slovak media to be objective.

EUROBAROMETER "Standard" 65.2 TECHNICAL SPECIFICATIONS

Between the 27th of March and the 1st of May 2006, TNS Opinion & Social, a consortium created between Taylor Nelson Sofres and EOS Gallup Europe, carried out wave 65.2 of the EUROBAROMETER, on the request of the EUROPEAN COMMISSION, Directorate-General Press and Communication, Opinion Polls.

The EUROBAROMETER "Standard" is part of wave 65.2 and covers the population of the respective nationalities of the European Union Member States, resident in each of the Member States and aged 15 years and over. The EUROBAROMETER "Standard" has also been conducted in the two acceding countries (Bulgaria and Romania) and in the two candidate countries (Croatia and Turkey) and in the Turkish Cypriot Community. In these countries, the survey covers the national population of citizens of the respective nationalities and the population of citizens of all the European Union Member States that are residents in those countries and have a sufficient command of one of the respective national language(s) to answer the questionnaire. The basic sample design applied in all states is a multi-stage, random (probability) one. In each country, a number of sampling points was drawn with probability proportional to population size (for a total coverage of the country) and to population density.

In order to do so, the sampling points were drawn systematically from each of the "administrative regional units", after stratification by individual unit and type of area. They thus represent the whole territory of the countries surveyed according to the EUROSTAT NUTS II (or equivalent) and according to the distribution of the resident population of the respective nationalities in terms of metropolitan, urban and rural areas. In each of the selected sampling points, a starting address was drawn, at random. Further addresses (every Nth address) were selected by standard "random route" procedures, from the initial address. In each household, the respondent was drawn, at random (following the "closest birthday rule"). All interviews were conducted face-to-face in people's homes and in the appropriate national language. As far as the data capture is concerned, CAPI (*Computer Assisted Personal Interview*) was used in those countries where this technique was available.

ABBREVIATIONS	COUNTRIES	INSTITUTES	N° INTERVIEWS	FIELDWORKDATES		POPULATION 15+
BE	Belgium	TNS Dimarso	1.020	28/03/2006	26/04/2006	8.598.982
CZ	Czech Rep.	TNS Aisa	1.068	29/03/2006	14/04/2006	8.571.710
DK	Denmark	TNS Gallup DK	1.008	29/03/2006	01/05/2006	4.380.063
DE	Germany	TNS Infratest	1.526	28/03/2006	23/04/2006	64.174.295
EE	Estonia	Emor	1.002	31/03/2006	24/04/2006	887.094
EL	Greece	TNS ICAP	1.000	28/03/2006	24/04/2006	8.674.230
ES	Spain	TNS Demoscopia	1.005	28/03/2006	24/04/2006	35.882.820
FR	France	TNS Sofres	1.020	30/03/2006	24/04/2006	44.010.619
IE	Ireland	TNS MRBI	1.003	30/03/2006	30/04/2006	3.089.775
IT	Italy	TNS Abacus	1.000	30/03/2006	01/05/2006	49.208.000
CY	Rep. of Cyprus	Synovate	507	31/03/2006	24/04/2006	552.213
CY(tcc)	Turkish Cypriot Comm.	KADEM	500	29/03/2006	15/04/2006	157.101
LV	Latvia	TNS Latvia	1.018	28/03/2006	23/04/2006	1.394.351
LT	Lithuania	TNS Gallup Lithuania	1.019	31/03/2006	23/04/2006	2.803.661
LU	Luxembourg	TNS ILReS	503	27/03/2006	24/04/2006	367.199
HU	Hungary	TNS Hungary	1.020	04/04/2006	25/04/2006	8.503.379
MT	Malta	MISCO	500	28/03/2006	21/04/2006	322.917
NL	Netherlands	TNS NIPO	1.009	04/04/2006	25/04/2006	13.242.328
AT	Austria	Österreichisches Gallup-Institute	1.017	31/03/2006	20/04/2006	6.679.444
PL	Poland	TNS OBOP	1.000	30/03/2006	26/04/2006	31.610.437
PT	Portugal	TNS EUROTESTE	1.002	31/03/2006	24/04/2006	8.080.915
SI	Slovenia	RM PLUS	1.033	30/03/2006	26/04/2006	1.663.869
SK	Slovakia	TNS AISA SK	1.078	31/03/2006	19/04/2006	4.316.438
FI	Finland	TNS Gallup Oy	1.006	27/03/2006	26/04/2006	4.279.286
SE	Sweden	TNS GALLUP	1.017	28/03/2006	24/04/2006	7.376.680
UK	United Kingdom	TNS UK	1.312	27/03/2006	26/04/2006	47.685.578
BG	Bulgaria	TNS BBSS	1.015	27/03/2006	10/04/2006	6.695.512
RO	Romania	TNS CSOP	1.007	27/03/2006	27/04/2006	18.145.036
HR	Croatia	Puls	1.000	29/03/2006	25/04/2006	3.682.826
TR	Turkey	TNS PIAR	1.005	29/03/2006	26/04/2006	47.583.830
TOTAL			29.220	27/03/2006	01/05/2006	442.620.588

For each country a comparison between the sample and the universe was carried out. The Universe description was derived from Eurostat population data or from national statistics offices. For all countries surveyed, a national weighting procedure, using marginal and intercellular weighting, was carried out based on this Universe description. In all countries, gender, age, region and size of locality were introduced in the iteration procedure. For international weighting (i.e. EU averages), TNS Opinion & Social applies the official population figures as provided by EUROSTAT or national statistic offices. The total population figures for input in this post-weighting procedure are listed above.

Readers are reminded that survey results are estimations, the accuracy of which, everything being equal, rests upon the sample size and upon the observed percentage. With samples of about 1,000 interviews, the real percentages vary within the following confidence limits:

Observed percentages	10% or 90%	20% or 80%	30% or 70%	40% or 60%	50%
Confidence limits	± 1.9 points	± 2.5 points	± 2.7 points	± 3.0 points	± 3.1 points