



EUROBAROMETER 65

PUBLIC OPINION IN THE EUROPEAN UNION

SPRING 2006

NATIONAL REPORT

IRELAND

This survey was requested and coordinated by Directorate-General Communication.

This report was produced for the European Commission's Representation in Ireland.

This document does not represent the point of view of the European Commission.
The interpretations and opinions contained in it are solely those of the authors.

Introduction

In the aftermath of the French and Dutch rejections of the European Constitution, the European Council decided that there should be a pause in the ratification process to allow debate in all Member States. The Irish government has sought “to promote active engagement with the European Constitution and explain why its ratification is important for Ireland and for Europe”.¹ As part of this process, the Irish government published a White Paper on the European Constitution in October 2005.²

This is the ninth in a series of six-monthly reports on Irish attitudes to the European Union. Each report is based on evidence from the most recent Eurobarometer survey of European public opinion. Eurobarometer surveys are conducted bi-annually in each Member State using nationally representative samples. This report is based on *Eurobarometer 65.2*, which was conducted in spring 2006.³

Irish Public Opinion toward Membership of the European Union

It is an established pattern that Irish public opinion is very positive about Ireland’s membership of the European Union. Seventy-three percent of Irish people feel that Ireland’s membership of the EU is a “good thing”, with just seven percent feeling it is “bad thing”, 16 percent feeling it is “neither good nor bad” and three percent saying “don’t know” (See Figure 1). There has been a slight increase in support for Ireland’s EU membership since autumn 2005 (up four percentage points). Irish people’s support for their country’s membership outstrips average support for membership across the 25 Member States. Fifty-five percent of Europeans say their country’s membership of the EU is a “good thing” with 16 percent saying it is a “bad thing”, 28 percent “neither good nor bad” and four percent “don’t know”. Despite rejecting the European Constitution, the Dutch are almost as positive about their country’s

¹ Roinn an Taoisigh, Ireland and the European Union: Identifying Priorities and Pursuing Goals, 3rd Edition 2005, p.7.

² www.europeanconstitution.ie

³ *Eurobarometer 65.2* was fielded in Ireland between 30th March and 30 April 2006. Across the 25 Member States, *Eurobarometer 65.2* was fielded between 27th March and 1st May 2006.

membership as the Irish (74 percent). However, in ten of the Member States, less than half of people regard their country's membership of the EU as a good thing, and four of these countries joined the EU in the most recent enlargement (Hungary, Cyprus, Malta and Latvia). Scepticism of their country's EU membership is strongest in the UK (25 percent say it is a "bad thing") and Finland (26 percent). In France, the other country where voters rejected the European Constitution, 49 percent regard their country's EU membership as a "good thing" with 17 percent saying it is a "bad thing" and 32 percent "neither good nor bad".

A large majority of Irish people believe that Ireland has benefited from EU membership (87 percent) with just seven percent dissenting from this view (no change since autumn 2005) (See Figure 2). This is a remarkably positive outlook on EU membership given that opinion across the 25 Member States is quite divided: 54 percent of respondents believe their country has benefited while 33 percent believe that it has not benefited. While three-quarters of Dutch people think that membership is a "good thing", they are less certain about the benefits of membership: 63 percent say the Netherlands has benefited while 29 percent say it has not benefited. In six Member States less than half of respondents feel that their country has benefited from membership. Scepticism about the benefits of EU membership is strongest in Cyprus, (49 percent), Finland (48 percent), Germany (45 percent) and the UK (44 percent).

The Irish people are also the most likely to have a positive image of the European Union (See Figure 3). Seventy-three percent of Irish people have a positive image of the EU while just six percent have a negative image and 17 percent have a neutral image. Compared with autumn 2005, the percentage of Irish people having a positive image increased by three percentage points. Across the 25 Member States, 50 percent of respondents have a positive image with 15 percent having a negative image and 32 percent a neutral image. Italians are the next most likely to have a positive image of the EU (68 percent). In thirteen Member States less than half of respondents have a positive image. The people most likely to have a negative image of the EU are those living in Austria (31 percent), the UK (29 percent) and Finland (26 percent). Almost half of people living in Estonia (47 percent) and Latvia (46 percent) have a neutral image of the EU. In the countries that rejected the European Constitution, 48 percent

of the French, and 45 percent of the Dutch, have a positive image of the EU (in each case, just less than a fifth have negative images of the EU).

Irish People's Trust in Political Institutions

An alternative way of examining people's attitudes toward the European Union is to consider what they think about the EU's institutions. Before examining whether or not Irish people trust EU institutions, it is necessary to provide some context by outlining the trust Irish people have in a variety of institutions, including the EU. Irish people are more willing to trust international institutions than domestic institutions. On the one hand, 57 percent of Irish people say that they tend to trust the European Union while 59 percent of Irish people tend to trust the United Nations (See Figure 4). The Irish are not alone as respondents across the 25 Member States tend to be more trusting of international institutions than domestic institutions: 54 percent tend to trust the United Nations and 48 percent tend to trust the European Union. On the other hand, less than half of respondents in Ireland and across the 25 Member States tend to trust domestic political institutions. That said, the Irish are more likely to trust these institutions than they were previously. The percentage of Irish people who tend trust the Dail has increased from 40 percent in autumn 2005 (Eurobarometer 64.2) to 44 percent in spring 2006. Trust in the Irish government has increased from 37 percent to 42 percent, and trust in political parties has increased from 23 percent to 32 percent.

The difference in willingness to trust domestic and international institutions may in part be due to a difference in salience. That is, Irish people are more familiar with their own institutions and consequently have stronger opinions about them. Moreover, partisanship may influence whether or not a respondent trusts the Irish government. While it might be desirable that people trust institutions of governance, in liberal democracies it is perhaps more important that they are sceptical about them. What perhaps ought to be of concern is that only half of respondents trust "justice/the Irish legal system": 50 percent of Irish respondents and 48 percent of respondents in the 25 Member States (43 percent of Irish respondents and 47 percent of Europeans do not trust the legal system). Given that the legal system is the main institutional mechanism for dispute settlement and has significant powers over individuals, this

lack of confidence is an issue worthy of further investigation. Perhaps, people understand “justice/Irish legal system” to include not just the courts but also solicitors and barristers about which occasional criticisms have been made in the media.

Given that people tend to be more willing to trust the European Union than domestic institutions, we now examine how willing they are to trust EU institutions. However, before doing so we take account of whether or not respondents have heard of a particular institution (See Figure 5). That is, we focus on the opinions of respondents toward institutions they have heard of. About five percent of Irish people, and 10 percent of respondents in the 25 Member States, express (dis)trust in a European institution even though they have not heard of the institution in question.

Almost everyone in Ireland has heard of the European Parliament (97 percent). Irish people are also very familiar with the European Commission (89 percent) and the European Central Bank (83 percent). Only 69 percent of Irish people report that they have heard of Council of the European Union with a slightly larger percentage of Irish people reporting that they have heard of the Court of Justice of the European Communities (71 percent). Compared with respondents across the 25 Member States, Irish respondents are more likely to report that they have heard of each of these institutions.

Figure 6 presents the percentage of people who, having heard of a particular institution, report that they trust it. Irish people, and respondents across the Member States, who have heard of the Court of Justice of the European Communities are more likely to trust it than any of the other EU institutions (70 percent and 66 percent, respectively). Large percentages of respondents who have heard of the other institutions also tend to trust them and there is little difference in the percentages. Another point of note is that Irish people are slightly more likely to “tend to trust” an EU institution than respondents in the 25 Member States.

What the European Union means for Irish People

While there is some agreement, Irish people and Europeans have different views of what the EU means (See Figure 7). Both sets of respondents agree as to the most salient aspect of EU: 54 percent of Irish respondents and 50 percents of respondents across the Member States associate “freedom to travel, study and work anywhere in the European Union” with the EU. For Irish people the single currency (53 percent) is as salient as freedom of movement. While the euro is also the second most salient aspect of what the EU means for Europeans, the percentage of people who associate the euro with the EU is a lot less (39 percent). The euro is more salient within the euro-zone (50 percent) than it is outside the euro-zone (29 percent).

Other salient aspects of the EU for Irish people are “economic prosperity” (41 percent), “stronger say in the world” (28 percent) and “peace” (26 percent). Less than ten percent of Irish people associate the EU with “not enough control at external frontiers” (nine percent), “unemployment” (seven percent), “bureaucracy” (seven percent) and “waste of money” (six percent).

Compared with Irish respondents, respondents in the 25 Member States are less likely to associate the EU with “economic prosperity” (18 percent) but are more likely to associate it with “peace” (33 percent), “not enough control at external frontiers” (19 percent), “unemployment” (18 percent), “bureaucracy” (21 percent) and “waste of money” (22 percent). Respondents in the 25 Member States are also more likely than Irish respondents to associate the EU with “cultural diversity” (26 percent and 18 percent, respectively) and “democracy” (24 percent and 14 percent, respectively).

The Media and Sources of Information on the European Union

Very few respondents in Ireland or across the Member States feel that there is too much coverage of the EU on either television or radio or in the press (See Figure 8). In almost all cases, majorities of respondents feel that there is enough coverage of the EU by these media. That said, there is evidence of unfulfilled demand for greater media coverage of the EU. About a quarter of people feel there is too little coverage

of the EU in the media. People feel that the media deals with the EU in an objective manner (See Figure 9). About ten percent of people say that the media's approach to the EU is too negative while about 15 percent feel the media are too positive in their coverage of the EU.

When people look for information on the EU, the three most popular sources of information are the traditional media (See Figure 10): television is the most popular source of information followed by daily newspapers and radio. That said, television is a more popular source of information for respondents across the 25 Member States (70 percent) than it is for Irish respondents (60 percent). Radio is a more popular source of information for Irish people (39 percent) than it is for Europeans (31 percent). The newer source of information, the internet, is a more popular source of information on the EU for respondents across the 25 Member States (23 percent) than it is for Irish respondents (16 percent). Compared with Irish respondents, people in 25 Member States are more likely to learn about the EU from discussions with relatives, friends and colleagues (12 percent and 22 percent respectively). Irish people are more likely to report that they never look for information on the EU (17 percent) than respondents across the 25 Member States (12 percent).

Policy Issues and the European Union

Irish and European Economies and Standards of Living

Irish people tend to be very positive about both the state of the Irish economy and the quality of life in Ireland (See Figure 11). Ninety-four percent of Irish people regard their quality of life as good and 83 percent feel their financial situation is good. Irish people are more positive about the Irish economy (92 percent) than they are about the economic situation in Europe (79 percent). Eighty-five percent of Irish people are positive about the employment situation in Ireland.

When Irish people compare the Irish economy and quality of life in Ireland with Europe, Irish people are more positive about the Irish situation (See Figure 12). Eighty-three percent of Irish people feel that quality of life is better in Ireland while 81 percent believe that the Irish economy is better and 79 percent that the employment

situation is better in Ireland. A large percentage of Irish people also feel that the Irish education situation is better than in Europe (80 percent) and 68 percent believe that the social welfare situation is better in Ireland. However, when it comes to the “situation of the environment” in Ireland, people are not as convinced that it is better in Ireland than in Europe. While 54 percent believe that the “situation of the environment” in Ireland is better, 33 percent feel it is less good with just six percent saying it is identical.

Irish people are also not convinced about the performance of the European economy relative to other important economies (See Figure 13). Compared to the Japanese economy, more Irish people feel the European economy is performing worse (23 percent) than better (19 percent) though a quarter of Irish people believe the European economy is performing as well as the Japanese economy. Irish people tend to be somewhat more positive about the performance of the European economy relative to the Chinese, American and Indian economies. The percentages of Irish people who feel that the European economy is out performing these three economies are greater than the percentages feeling it is performing worse. A third of people feel the European economy is performing as well as the American economy. That said, it is worth noting that significant proportions of Irish people are unable to compare the performances of the European economy with those of the other economies.

As to how to improve the performance of the European economy, a majority of Irish people (60 percent) believe there is a need to improve education and professional training (See Figure 14). Half of Irish people (49 percent) believe that a more efficient use of energy would help improve Europe’s economic performance. There is also some support for investment in transport infrastructure (40 percent) and in research and innovation (37 percent). A third of Irish people believe that facilitating the creation of companies will help the European economy. Only a small percentage of people (15 percent) feel that increasing the legal number of working hours will improve the performance of the European economy.

European Union Policy

In certain policy areas the EU has an important influence on policy. It should be noted that *Eurobarometer 65.2* used two methods to operationalise policy salience. The first method required the interviewer to read out a series of policy issues from a card. The second method records the spontaneous responses of the respondent (the interviewer instruction was 'do not read out').

Irrespective of the methodology employed, from Figure 15 it is evident that there is little difference in the salience of issues for Irish respondents. The two most salient issues for Irish respondents are crime and the healthcare system. More than half of Irish respondents identify crime as one of the two most important issues facing Ireland while at least 45 percent identify healthcare as one of these issues. Compared with autumn 2005, there has been a notable increase in the salience of crime (from 43 percent) and a slight decline in the salience of healthcare (from 50 percent). Rising prices/inflation is a salient issue for between a fifth and a quarter of Irish respondents (a decrease from 36 percent in autumn 2005) while housing is a concern for about 15 percent of respondents (an increase from 10 percent in autumn 2005). Less than ten percent of Irish people are concerned about the economic situation, terrorism, the educational system, taxation, pensions and defence/foreign affairs.

For respondents across the 25 Member States, crime is the second most salient issue but is mentioned by less than a quarter of respondents (See Figure 16). The most salient issue for Europeans is unemployment, mentioned by almost half of respondents while almost a quarter of people mention the economic situation. In contrast with opinion in Ireland, less than a fifth of Europeans regard healthcare as one of the two most important issues facing their country at the moment.

Figure 17 presents the net difference between the percentage of respondents who think the EU is having a positive effect on an issue and the percentage who think it is having a negative effect. In the opinion of Irish people, the EU has a very positive effect on the economic situation, on protecting the environment, defence and foreign affairs and on fighting terrorism. The shape of opinion amongst Europeans is quite similar with one notable difference. The percentage of Europeans who think the EU is having a positive effect on the economic situation is just eight percentage points

greater than the percentage who think the EU is having a negative effect. More specifically, Europeans are more likely to think that the EU is having a negative effect than a positive effect on fighting unemployment and on rising prices/inflation. On both of these issues, opinion in Ireland is that the EU has a positive effect. When it comes to fighting crime, people in Ireland and across the Member States feel that the EU has a positive effect with this effect stronger amongst Europeans than Irish people.

While this question presents an interesting picture of Irish public opinion, some of the results raise questions about the validity of the items. In particular, Irish people have a strong attachment to the concept of military neutrality yet there is a positive view amongst Irish people about the role of the EU in foreign affairs. Perhaps more curiously, with regard to healthcare, the second most salient issue for Irish people, the percentage of people who think the EU has a negative effect on healthcare is 22 percentage points greater than the percentage who think the EU has a positive effect. This is despite the absence of EU competence in this area. This result may be an artefact of negative opinion toward the Irish government's management of the healthcare system than a comment on the 'failure' of EU policy.

There are a number of policy actions Irish people believe the EU should prioritise. In particular, 38 percent believe it should focus on fighting poverty and social exclusion and 34 percent feel it should fight organised crime and drug trafficking (See Figure 18). Twenty-seven percent of Irish people feel the EU should prioritise protecting the environment. Respondents across the 25 Member States also feel that the EU should prioritise fighting poverty and social exclusion (43 percent). However, despite these similarities, there are also differences between Irish and European respondents as to what issues the EU should prioritise. Fewer European respondents (23 percent) than Irish respondents believe that the EU should prioritise fighting organised crime and drug trafficking. Instead, Europeans feel that the EU should prioritise fighting unemployment (43 percent) (only 20 percent of Irish people focus on this policy issue). Despite the salience of fighting terrorism and illegal immigration in the popular media, only about 16 percent of Irish and European respondents feel that the EU should prioritise these policy issues. While enlargement is very much on the EU agenda, there is little demand for prioritising the welcoming of new Member States

amongst either Irish (13 percent) or European (five percent) respondents. From the point of view of the European Constitution, it is significant that few Irish and European respondents believe that the EU should prioritise reforming the institutions of the EU and the way they work (six percent).

Irish Public Opinion toward the European Constitution and their Expectations about European Integration

The issue of the Treaty Establishing a European Constitution continues to rumble away in the background. While several Member States have postponed, cancelled or refused to set date for referendums on the European Constitution, others have continued with the process of parliamentary ratification (i.e., Belgium, Cyprus, Latvia, Luxembourg and Malta). The recent EU summit (June 2006) revealed continuing divisions between Heads of Government as to how to proceed.

In Ireland, 79 percent of people report that they have heard of the European Constitution. However, while Irish people have heard of the Constitution most admit that they know very little about its contents (66 percent). Irish people do not differ greatly from respondents across the 25 Member States. Eighty-two percent of Europeans say they have heard of the European Constitution but most of these (67 percent of respondents in the 25 Member States) admit that they know very little about its contents. About a fifth of respondents in Ireland and in the 25 Member States report that they have not heard of the European Constitution.

The Irish people who are most likely to say they know the Constitution's contents are those who are most informed about the EU (47 percent), managers (22 percent), self-employed (20 percent), people with third level education (21 percent), people who place themselves to the right on a left-right scale (21 percent) and people living in Connaught/Ulster (20 percent). In Ireland, 21 percent of people report that they have not heard of the Constitution. Forty-percent of those who are uninformed about the EU report that they have not heard about the Constitution, as do 33 percent of those with low levels of formal education, 30 percent of those who work in the home and 36 percent of unemployed.

Opinion toward the European Constitution was canvassed in 11 of the 25 Member States (See Figure 19). In Ireland, while the balance of opinion toward the European Constitution is four-to-one in favour it is worth noting that less than a majority are in favour of the Constitution (48 percent are in favour with 12 percent opposed). A large percentage of Irish people are undecided (40 percent) about the Constitution. Support for the European Constitution amongst Europeans (47 percent) is similar to that amongst the Irish. Europeans differ from Irish people in that they are more likely to be opposed to the Constitution (25 percent) and less likely not to have an opinion on it (28 percent). Support is strongest amongst people living in Poland (56 percent) and weakest amongst those living in the UK (38 percent) and Sweden (40 percent). In France and the Netherlands just over half of respondents are in favour of the European Constitution (51 percent and 53 percent, respectively) though opposition in these countries is also quite substantial (35 percent and 39 percent, respectively). Not surprisingly, given the salience of the European Constitution in these countries very few people have no opinion on the matter (14 percent in France and eight percent in the Netherlands).

Seventy-five percent of those who are very informed about the EU are in favour of the European Constitution as are 57 percent of males, 56 percent of those with a third level education, 59 percent of the self-employed, 63 percent of managers and 54 percent of those who live in Connaught/Ulster. Interestingly, the groups that tend to be most in favour of the European Constitution are also the groups that tend to be most opposed to the Constitution. Eighteen percent of those with a third level education are opposed to the European Constitution as are 19 percent of managers and 19 percent of those who are very informed about the European Union. People in these groups are interested in the European Constitution and tend to have opinions on it. Only 26 percent of people with a third level education refused to express an opinion on the European Constitution as did 19 percent of managers and six percent of people who are very informed about the European Union. The groups in Irish society who are most likely not to express an opinion on the European Constitution are those who are not very informed about the European Union (65 percent), the young (48 percent), those with low levels of formal education (53 percent), people who work in the home (55 percent) and people who are unemployed (57 percent).

When it comes to the effects of the European Constitution on the running of the European Union (See Figure 20), more than half of Irish people agree that the Constitution will make the European Union more democratic (55 percent) and more efficient (55 percent) and just less than half agree it will make the EU more transparent (48 percent). No more than 15 percent of Irish people disagree that the European Constitution will have these effects on the running of the EU. However, it is quite evident that a large degree of uncertainty remains about the impact of the European Constitution. About a third of Irish people do not know what effect the European Constitution will have on the running of the EU.

Similarly, when it comes to more general effects of the European Constitution on the EU (See Figure 21), 66 percent of Irish people agree that the European Constitution will make the EU stronger in the world while 60 percent agree it will make the EU more competitive economically and 55 percent agree that it will make the EU more socially-minded. Less than 15 percent of Irish people disagree that the European Constitution will have these effects on the EU. Again, significant percentages of Irish people are uncertain about these effects of the European Constitution on the EU.

After the rejection of the European Constitution by voters in France and the Netherlands, the EU entered a period of reflection. The question now is how should the EU proceed (See Figure 22). Only a small percentage of Irish people believe that the European Constitution should be dropped (nine percent) while 35 percent believe it should be renegotiated and 23 percent believe that the Member States should continue with the ratification process of the European Constitution. There has been little change in Irish opinion since *Eurobarometer 64*; the most notable changes are the five percentage-point drop in support for continuing with the ratification process and the three percentage-point increase in support for renegotiating the Treaty. While a plurality of Irish people favour renegotiating the European Constitution it is worth noting that a similar percentage of Irish people do not know how the EU should proceed (34 percent).

Respondents across the 25 Member States are more inclined than Irish respondents toward renegotiating the European Constitution (47 percent) and are as supportive as Irish people about continuing with the ratification process (23 percent). The

percentage of Europeans who believe that the European Constitution should be dropped (13 percent) is slightly greater than the percentage of Irish respondents who hold this view. Since *Eurobarometer 64*, there has been no notable shift in opinion amongst Europeans as to how next to proceed. Another important difference between Irish and European respondents is that the percentage of Europeans who do not know how to proceed (17 percent) is half the percentage of Irish people who do not know how to proceed.

As with the introduction of the single currency, the ratification of the European Constitution will represent an important step forward for the European Union. However, one criticism of the European project has been that political elites are driving integration with the passive support of citizens of Member States. Almost half of Irish people (48 percent) believe that, in five years time, the EU will play a more important role in their daily lives with eight percent expecting it to play a less important role and 35 percent expecting it to play the same role. The percentage of Irish people who would like the EU, in five years time, to play an important role is 37 percent with 12 percent liking it to play a less important role and 38 percent the same role.

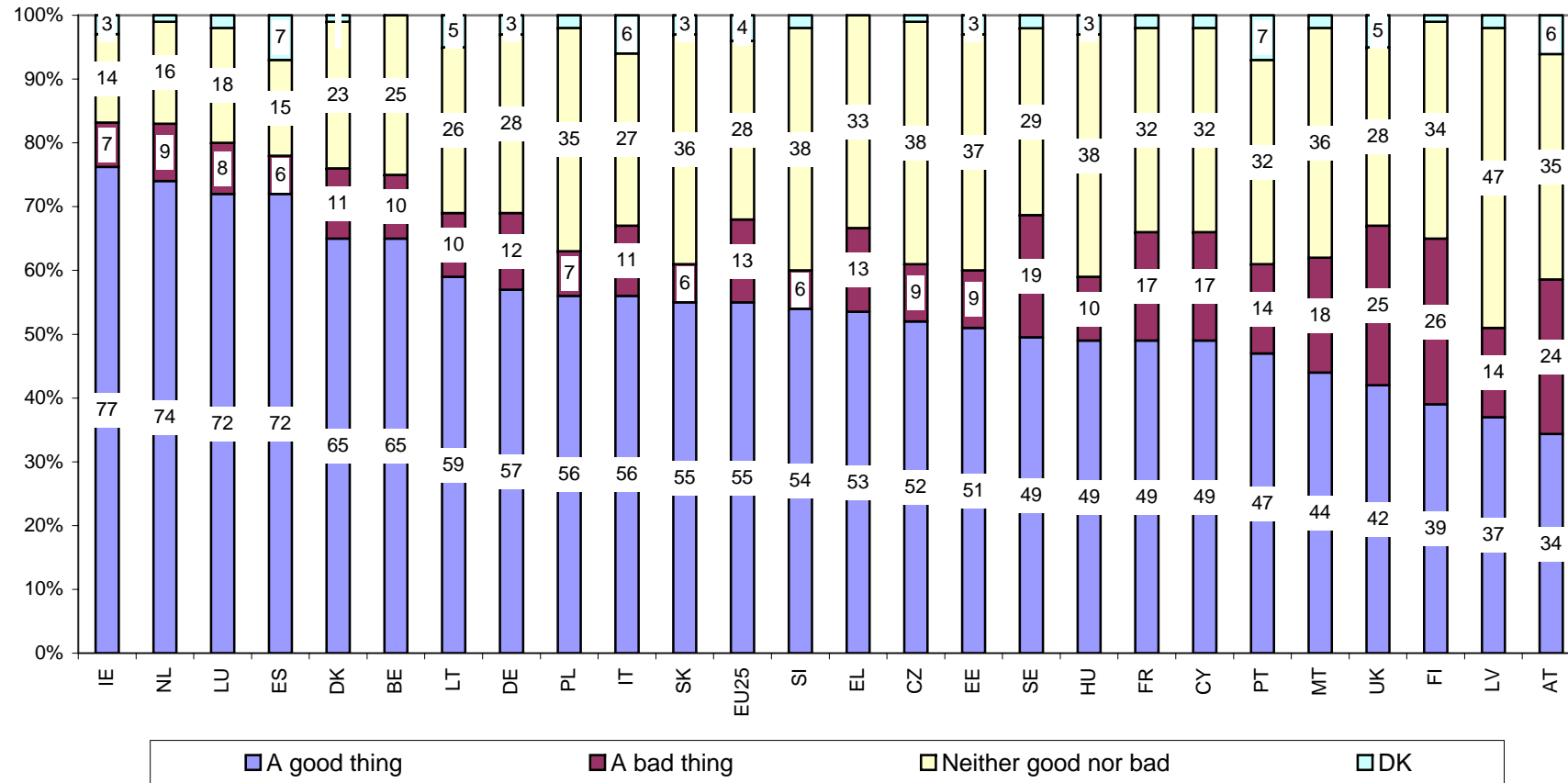
Using this data it is possible to examine whether or not people's expectations about the future role of the EU match the role they would like the EU to play. Of those Irish people who would like the EU to play a more important role almost three-quarters expect it to play a more important role (72 percent). Similarly, a majority of those who want the EU to play the same role expect it to play the same role (65 percent). However, of those Irish people who would like the EU to play a less important role, only 20 percent expect it to play a less important role. In total then, 54 percent of Irish people believe that, in five years time, the EU will play a role in their lives that is equivalent to the role that they would like the EU to play in five years time. This suggests that there is some tension between people's expectations about the future role of the EU and what role they would like it to play.

Conclusion

Irish public opinion toward Ireland's membership of the European Union continues to be very positive. In fact, the Irish are now the most positive about the European Union on a variety of different measures. When Irish people think about the European Union they tend to see it in terms of economics. For instance, Irish people are much more likely than Europeans to associate the EU with economic prosperity and to have a positive view of the EU's impact on the economic situation. While Irish opinion continues to be positive there is less demand amongst Irish people than Europeans for increased coverage of EU affairs in the media and Irish people are more likely to report that they never look for information on the EU.

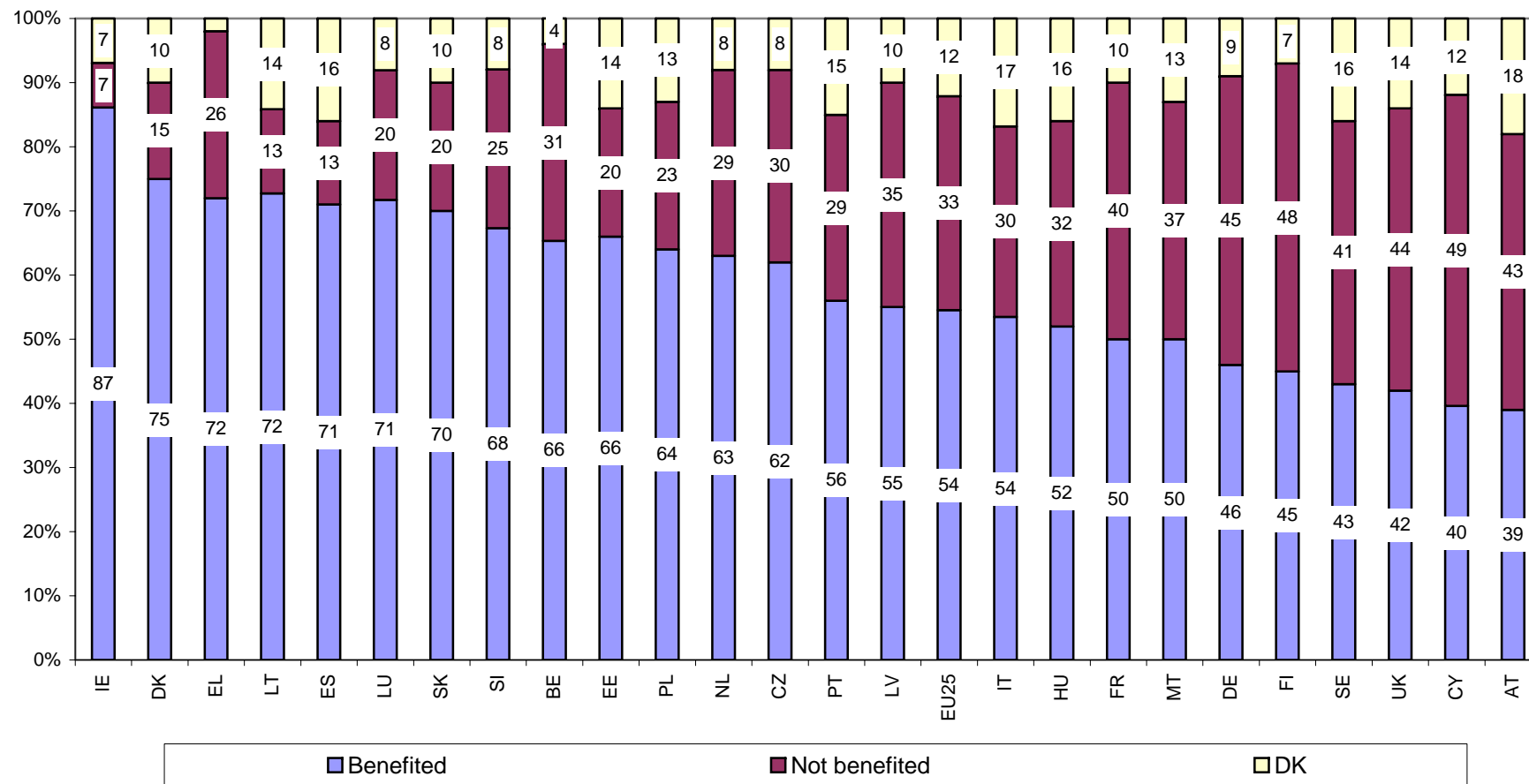
The Irish government's White Paper on the European Constitution would appear to have had little effect on Irish public opinion toward the Constitution. While most people have heard of the Constitution, a large majority of these continue to feel that they know little of its contents. This highlights an important distinction that needs to be made when considering Irish public opinion toward the European Union. In response to questions of a general nature about Ireland's membership of the EU, Irish people tend to be very positive. However, when it comes to questions of a more specific nature, in this case the European Constitution, opinion in Ireland is less certain. As outlined above, while some sections of Irish society are more likely to have an opinion on the Constitution (either for or against), other sections of society are more likely not to offer any opinion. While the White Paper is an important step, it is clear that much work needs to be done to inform Irish citizens about the European Constitution.

Figure 1: Attitudes to Country's Membership of the European Union (%) [Each Member State]



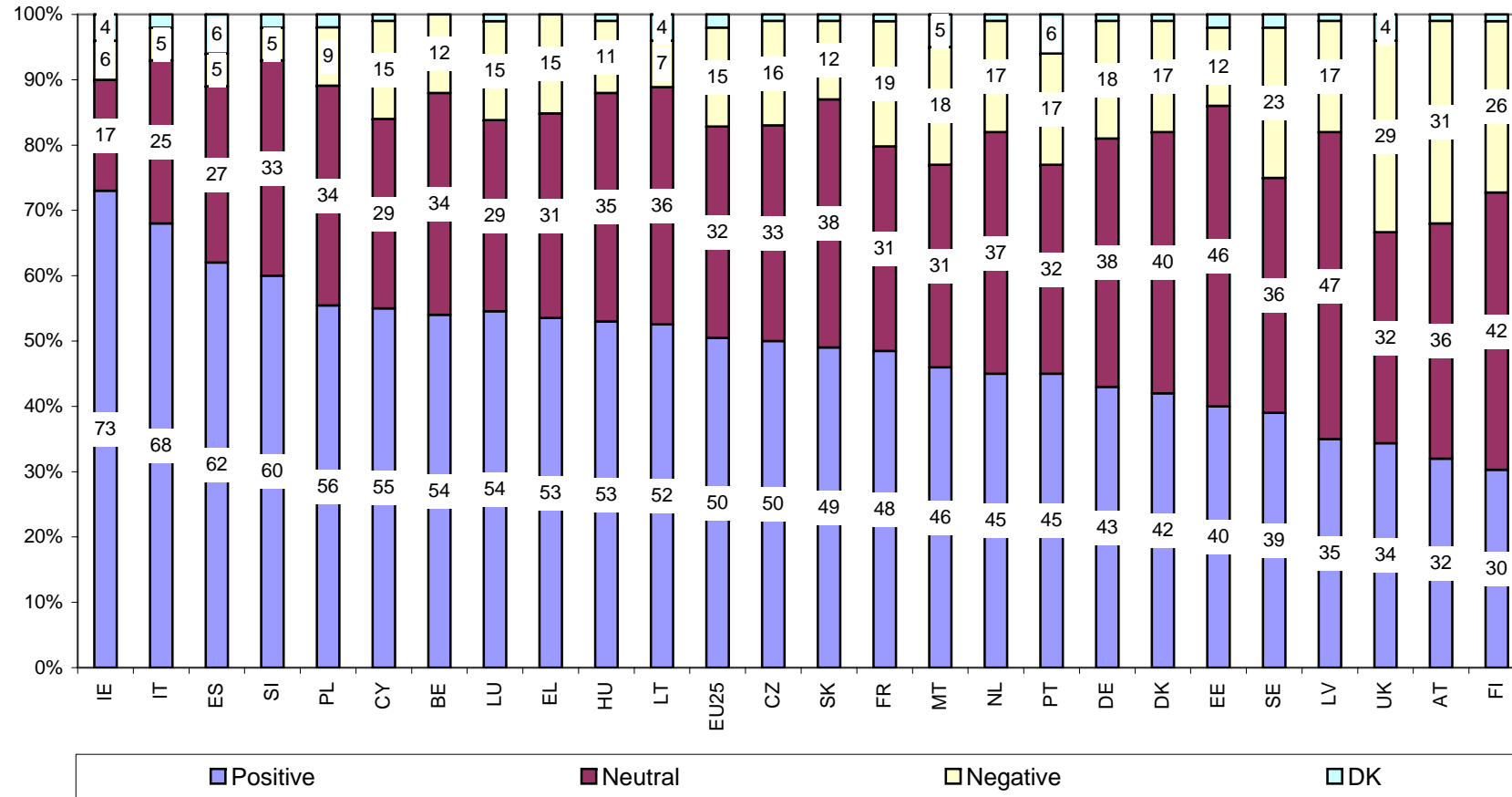
Source: QA11, EB65.2

Figure 2: People's Evaluations of Country's Membership of the European Union (%) [Each Member State]



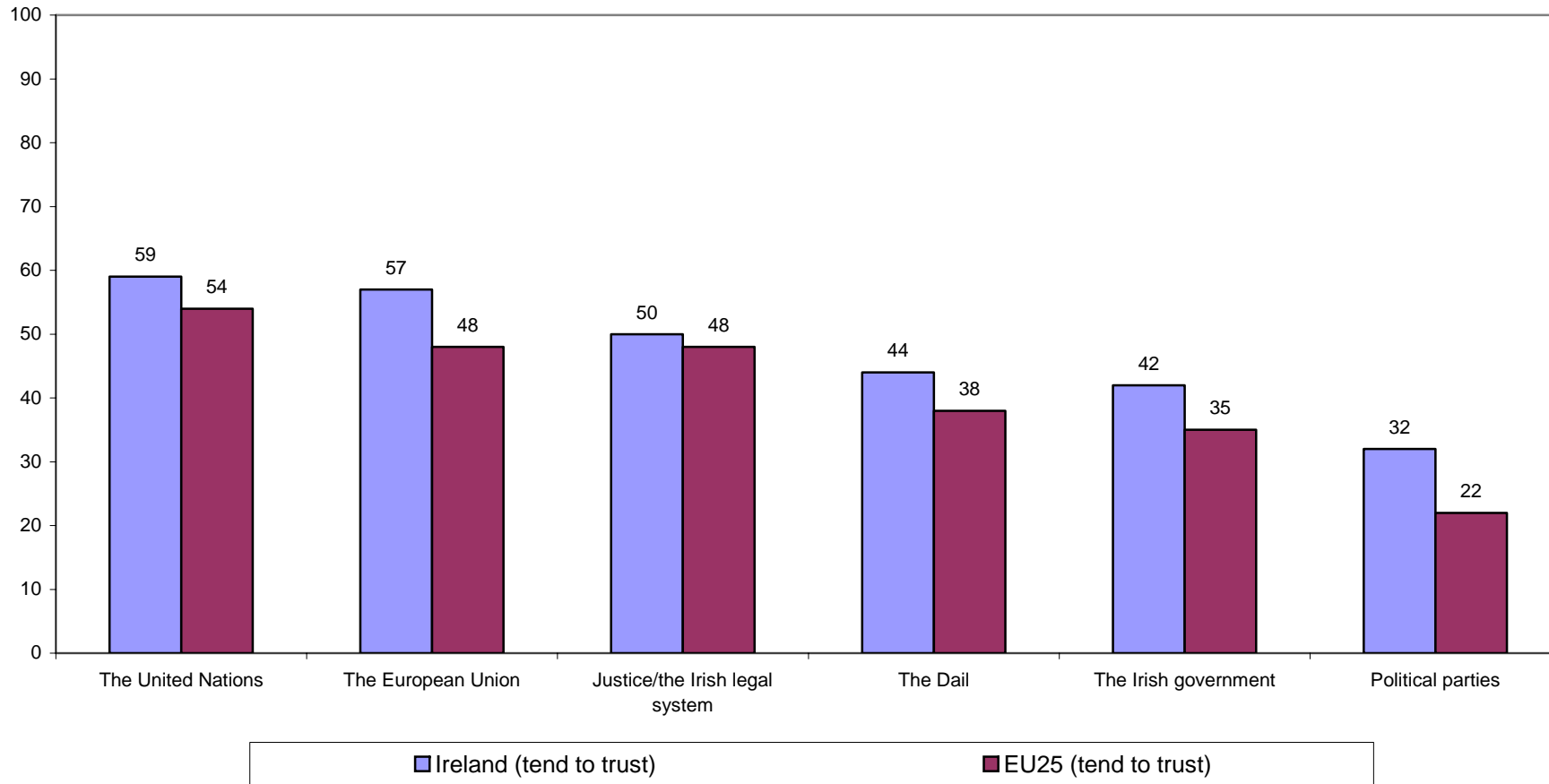
Source: QA12, EB65.2

Figure 3: People's Images of the European Union by Member State (%) [Each Member State]



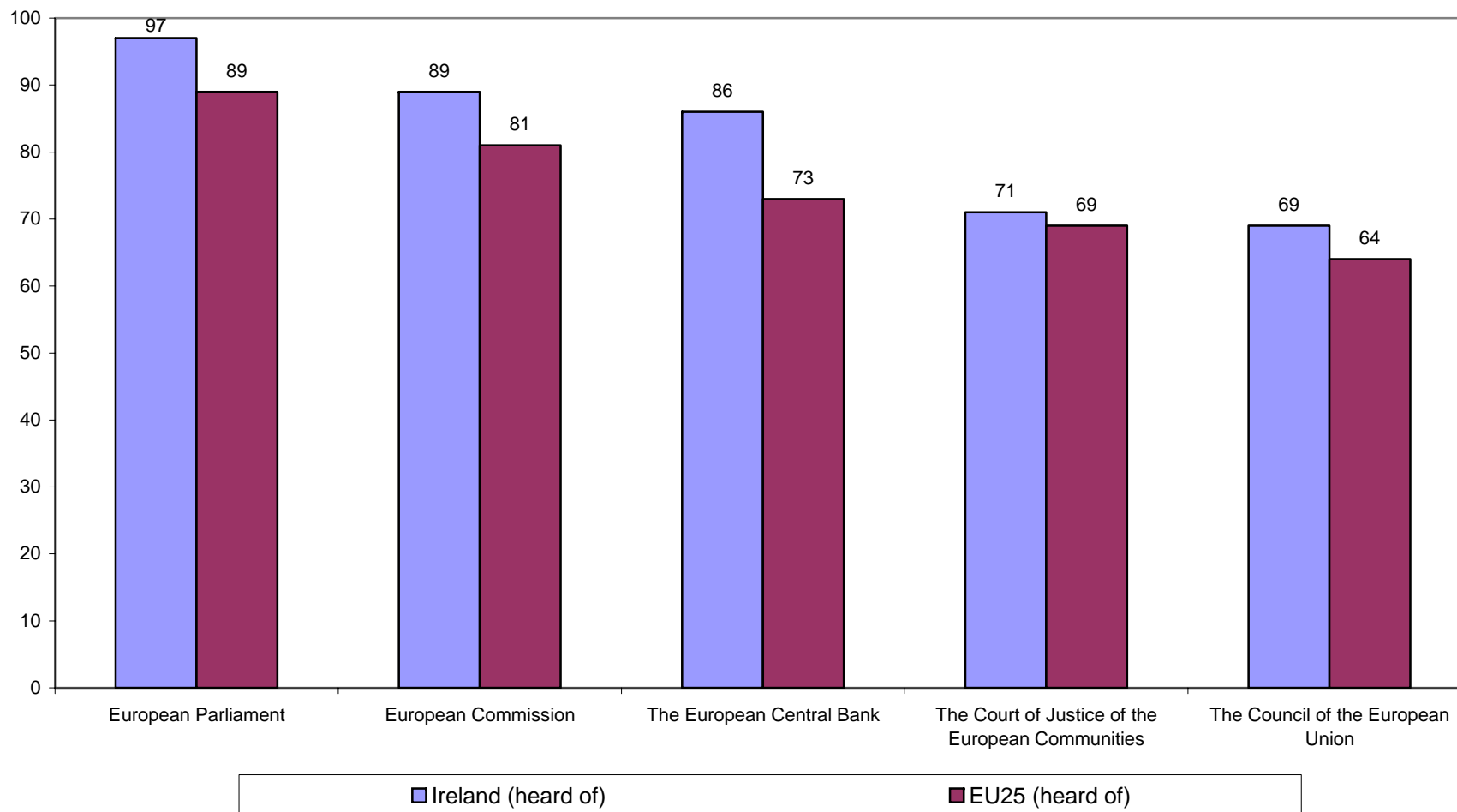
Source: QA13, EB65.2

Figure 4: Proportion of Irish and EU Respondents who Tend to Trust International and Domestic Institutions (%) [Ireland and EU25]



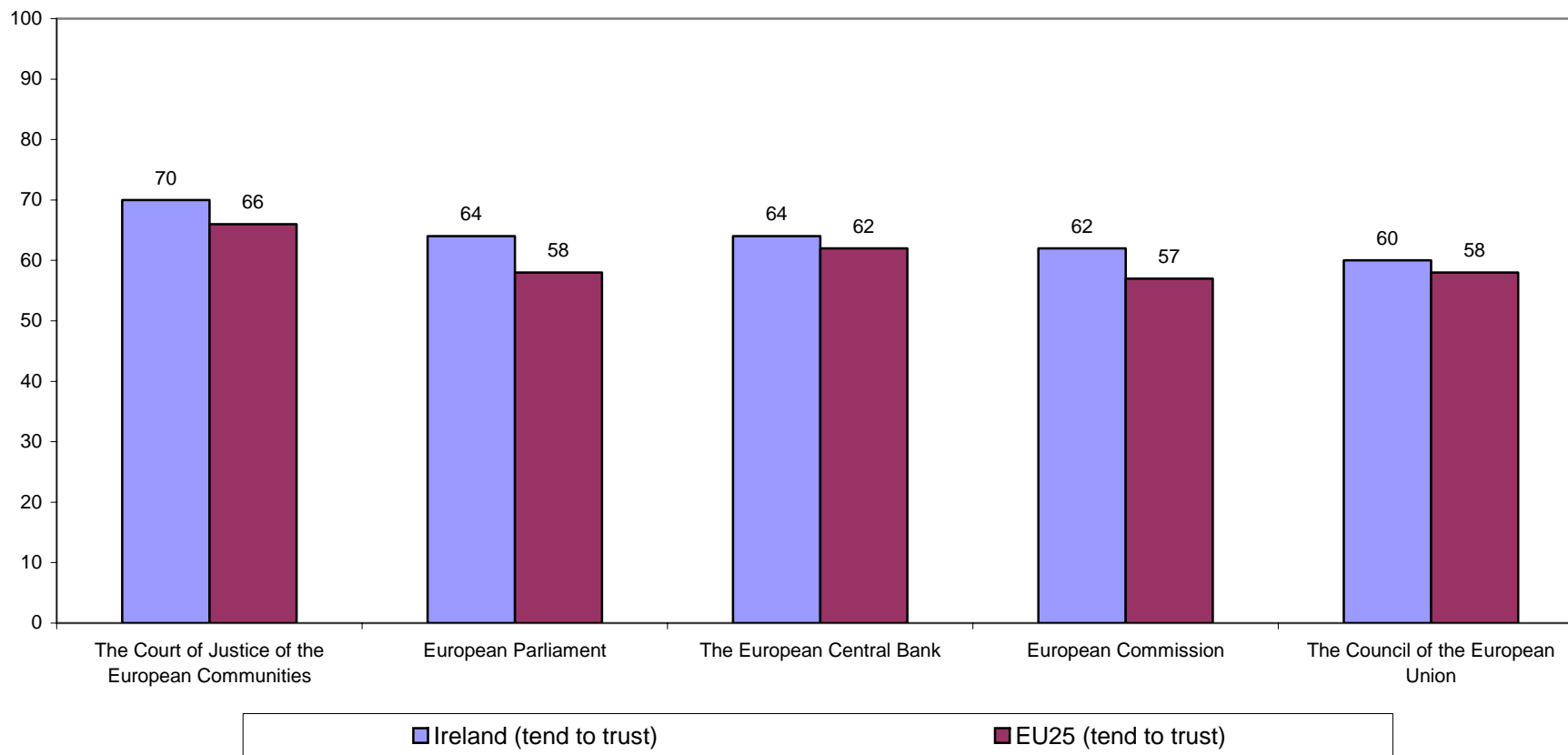
Source: QA10, EB65.2

Figure 5: Proportion of Irish and EU Respondents who have Heard Of each European Union Institution (%) [Ireland and EU25]



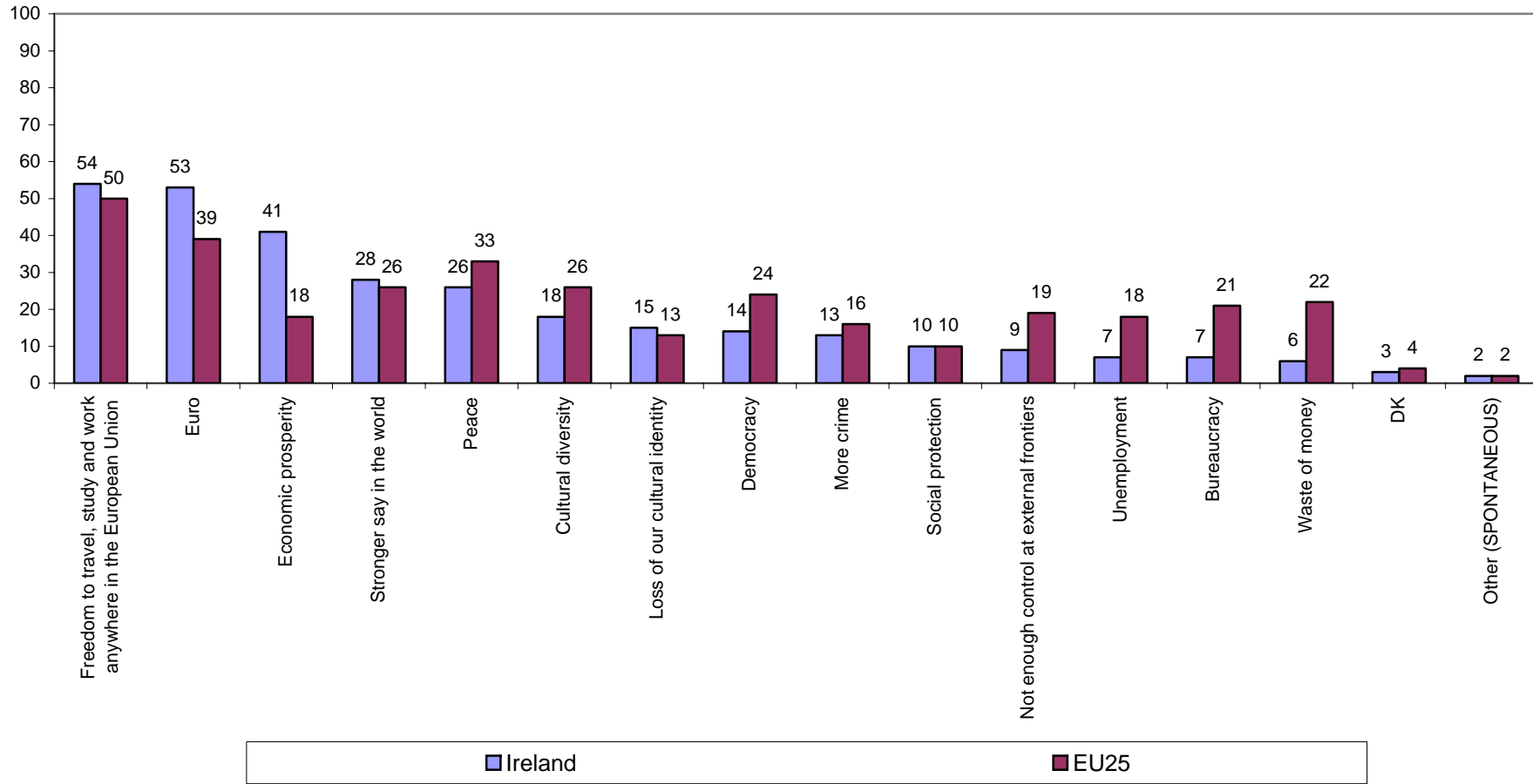
Source: QA23, EB65.2

Figure 6: Proportion of Irish and EU Respondents that Tend to Trust an EU Institutions they have Heard Of (%) [Ireland and EU25]



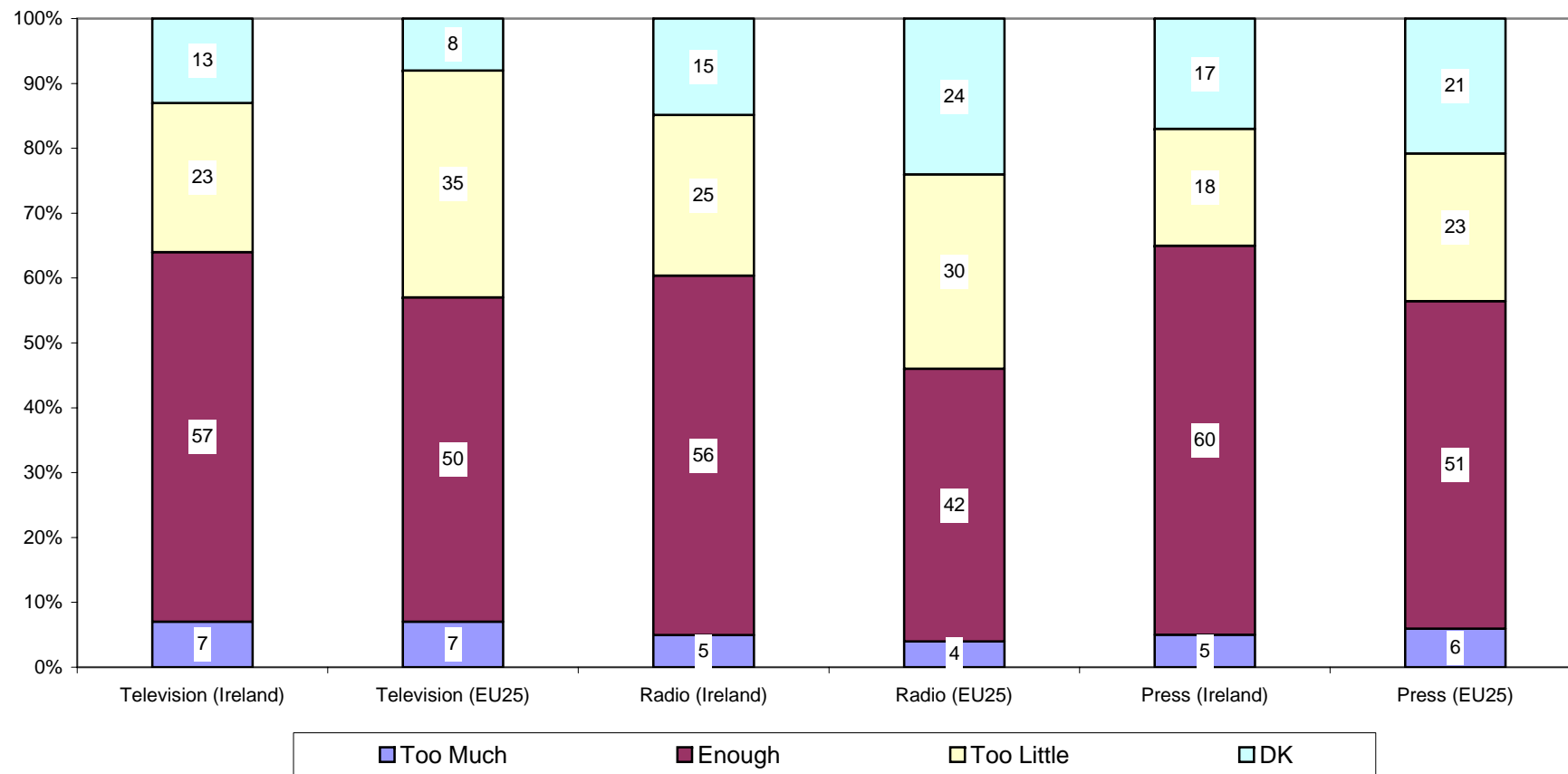
Source: QA25, EB65.2

Figure 7: What the European Union Means for Irish and EU Respondents (%) [Ireland and EU25]



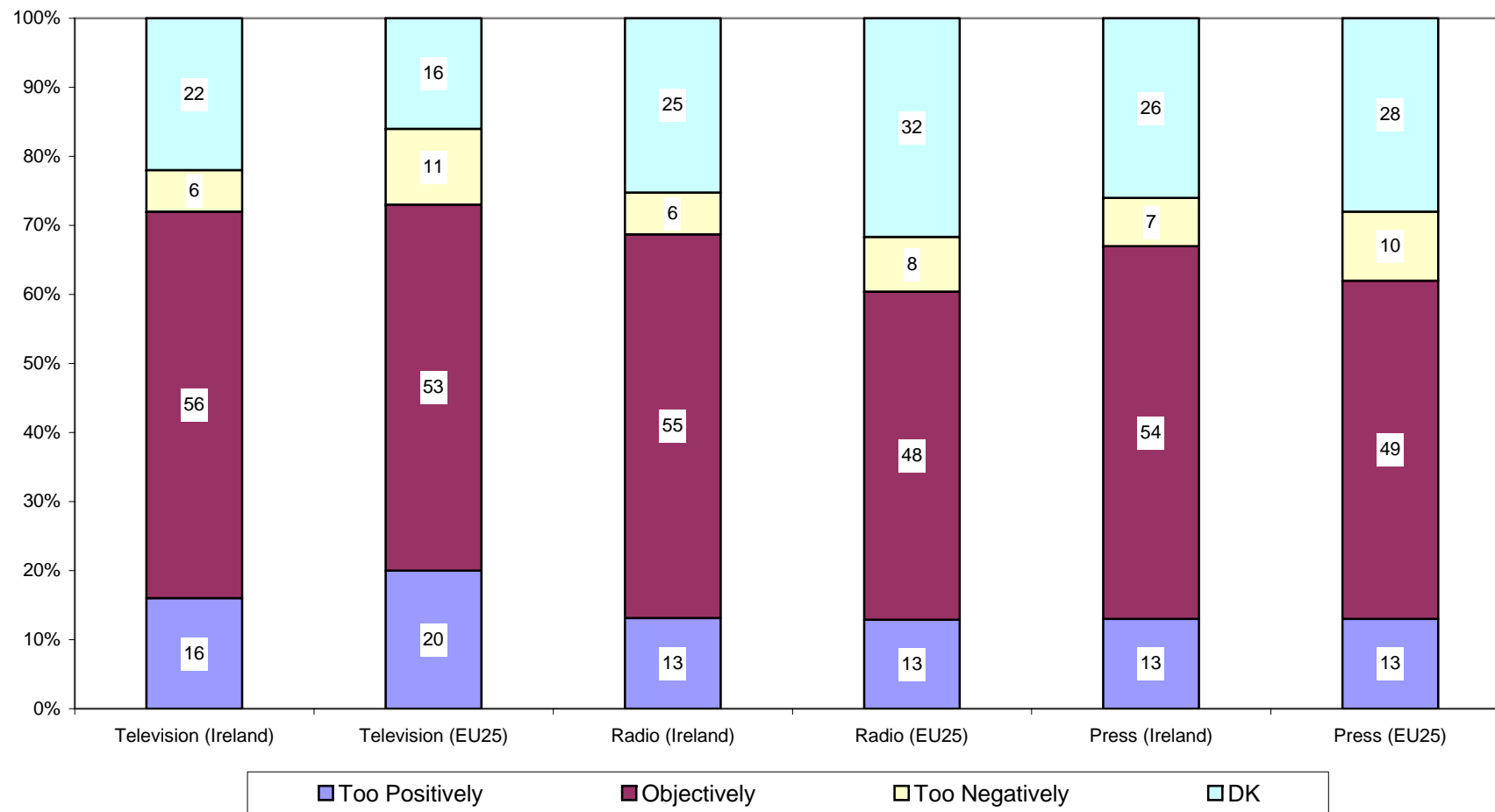
Source: QA14, EB65.2

Figure 8: Attitudes to the Quantity of Media Coverage of European Union (%) [Ireland and EU25]



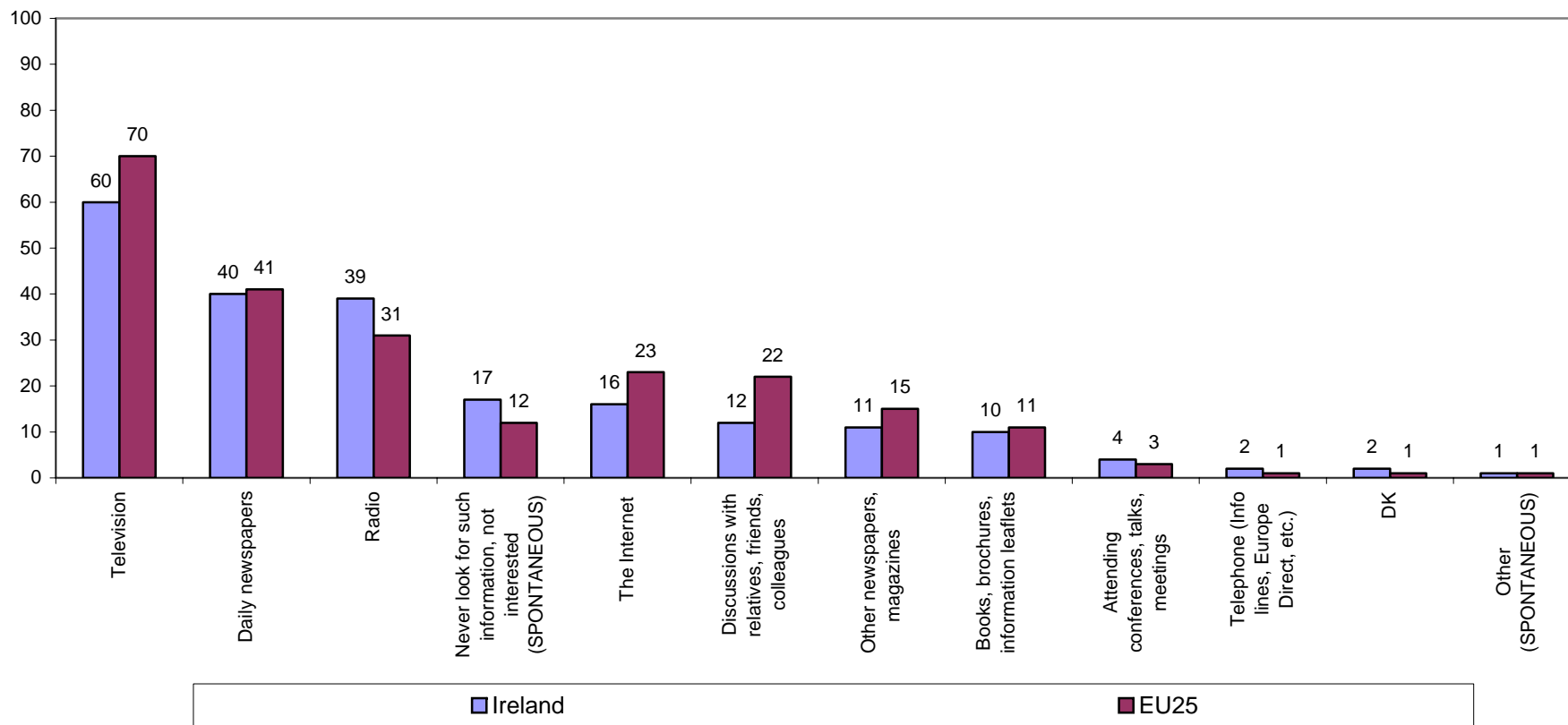
Source: QA21, EB65.2

Figure 9: Attitudes to the Quality of Media Coverage of European Union (%) [Ireland and EU25]



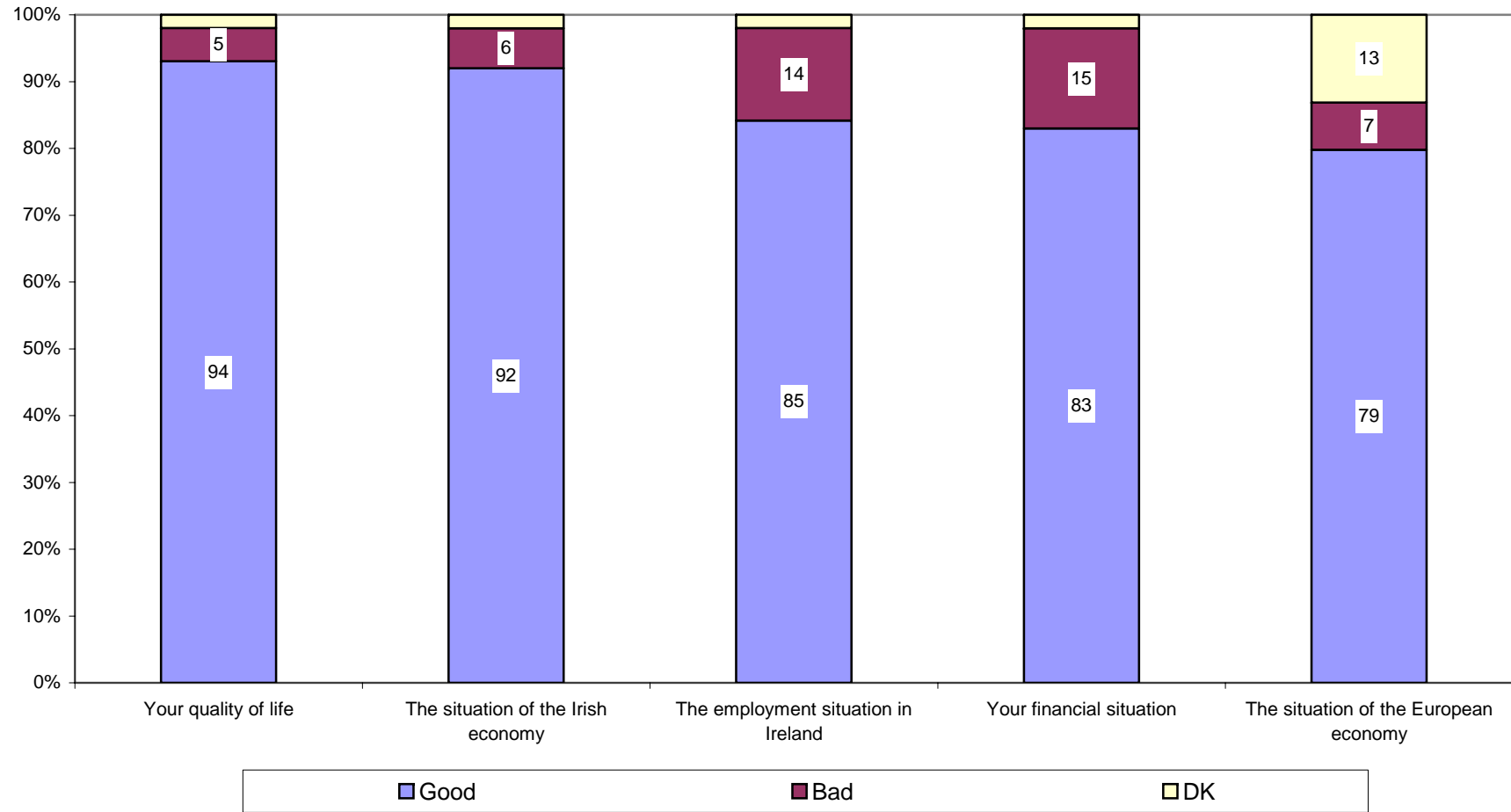
Source: QA22, EB65.2

Figure 10: Use of Sources of Information on the European Union by Respondents in Ireland and EU25 (%) [Ireland and EU25]



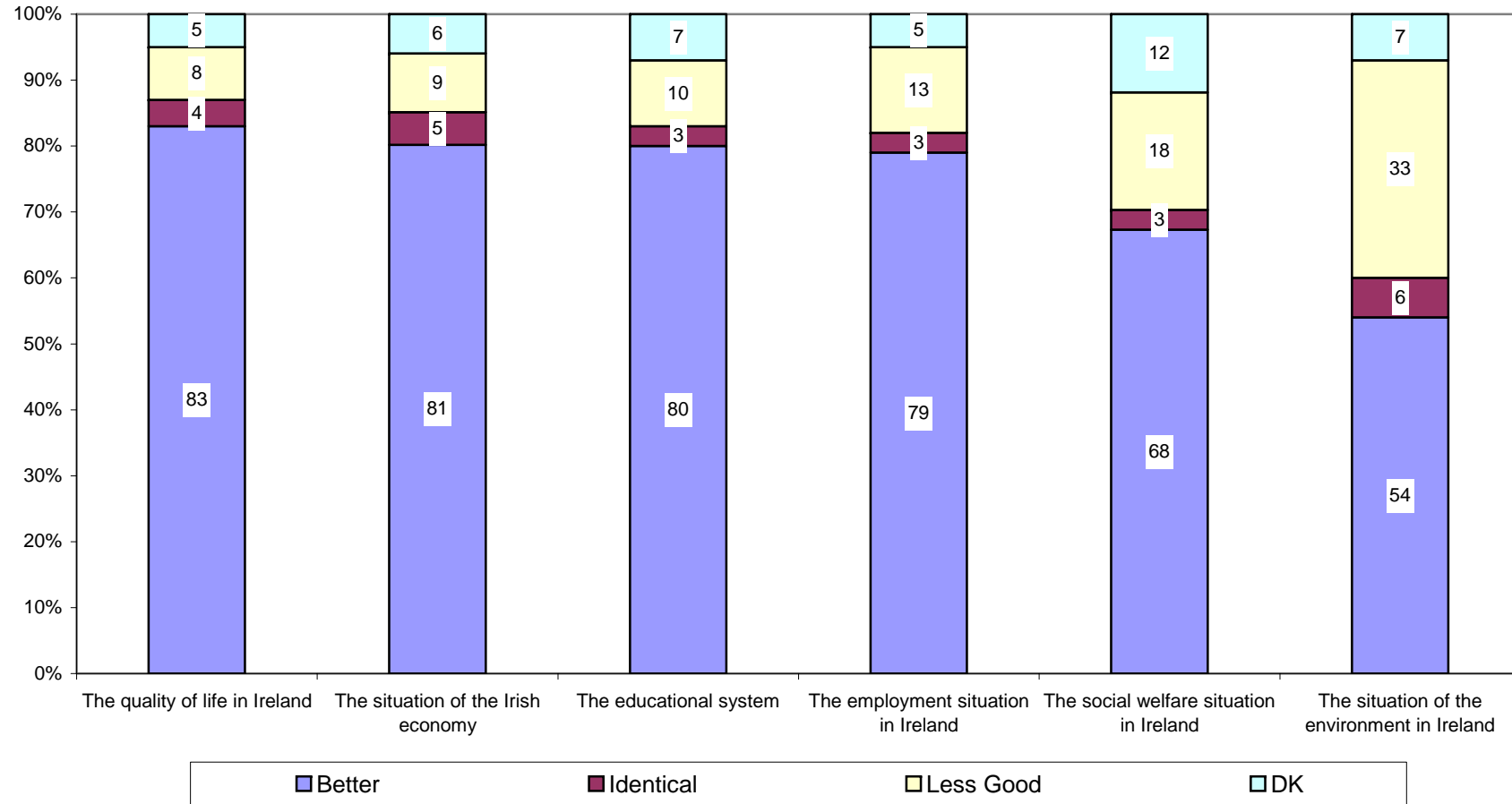
Source: QA20, EB65.2

Figure 11: Irish Respondents' Evaluations of Economy and Quality of Life (%) [Ireland]



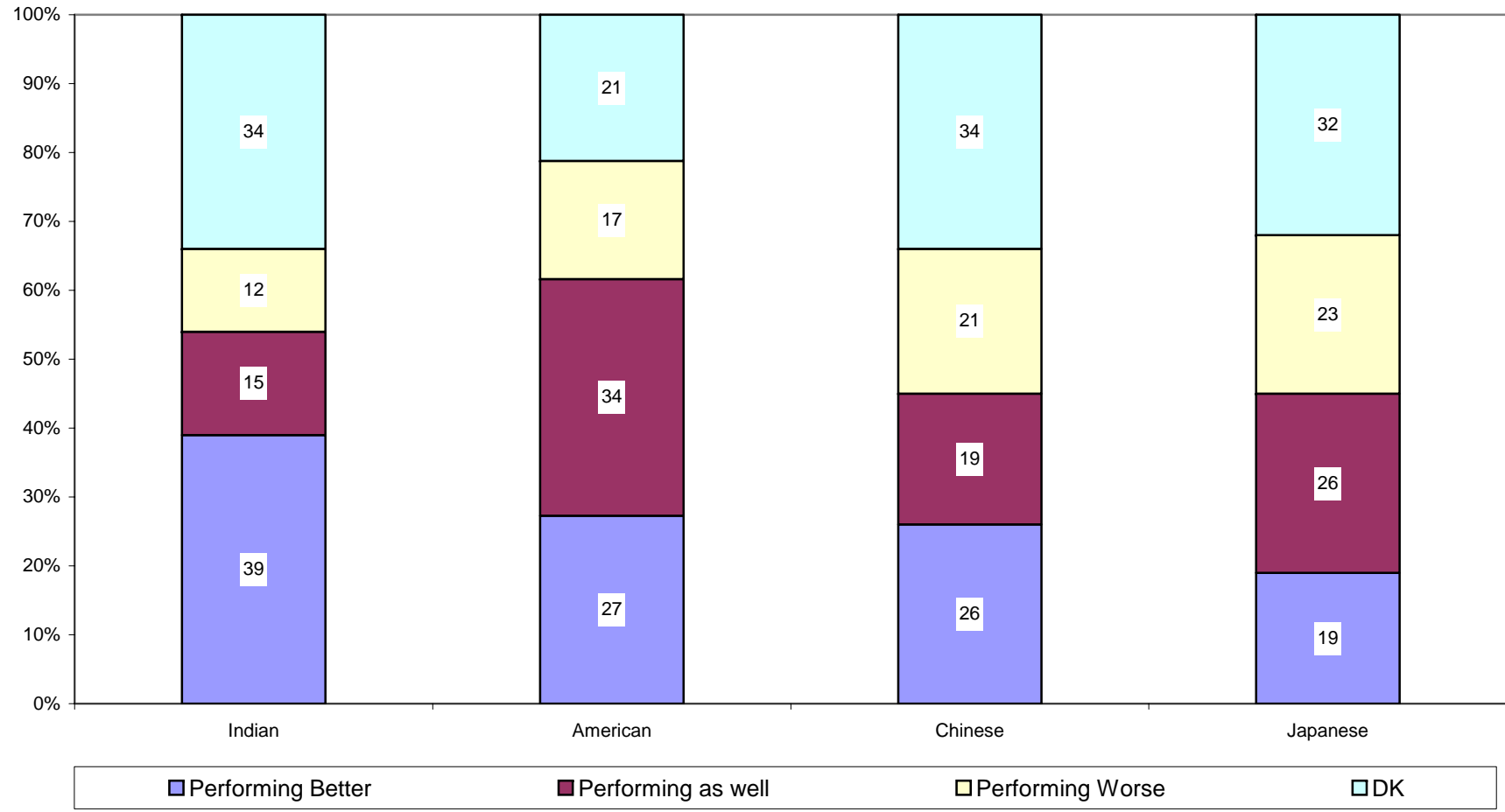
Source: QC1, EB65.2

Figure 12: Irish Respondents' Comparative Evaluations of Economy and Quality of Life (%) [Ireland]



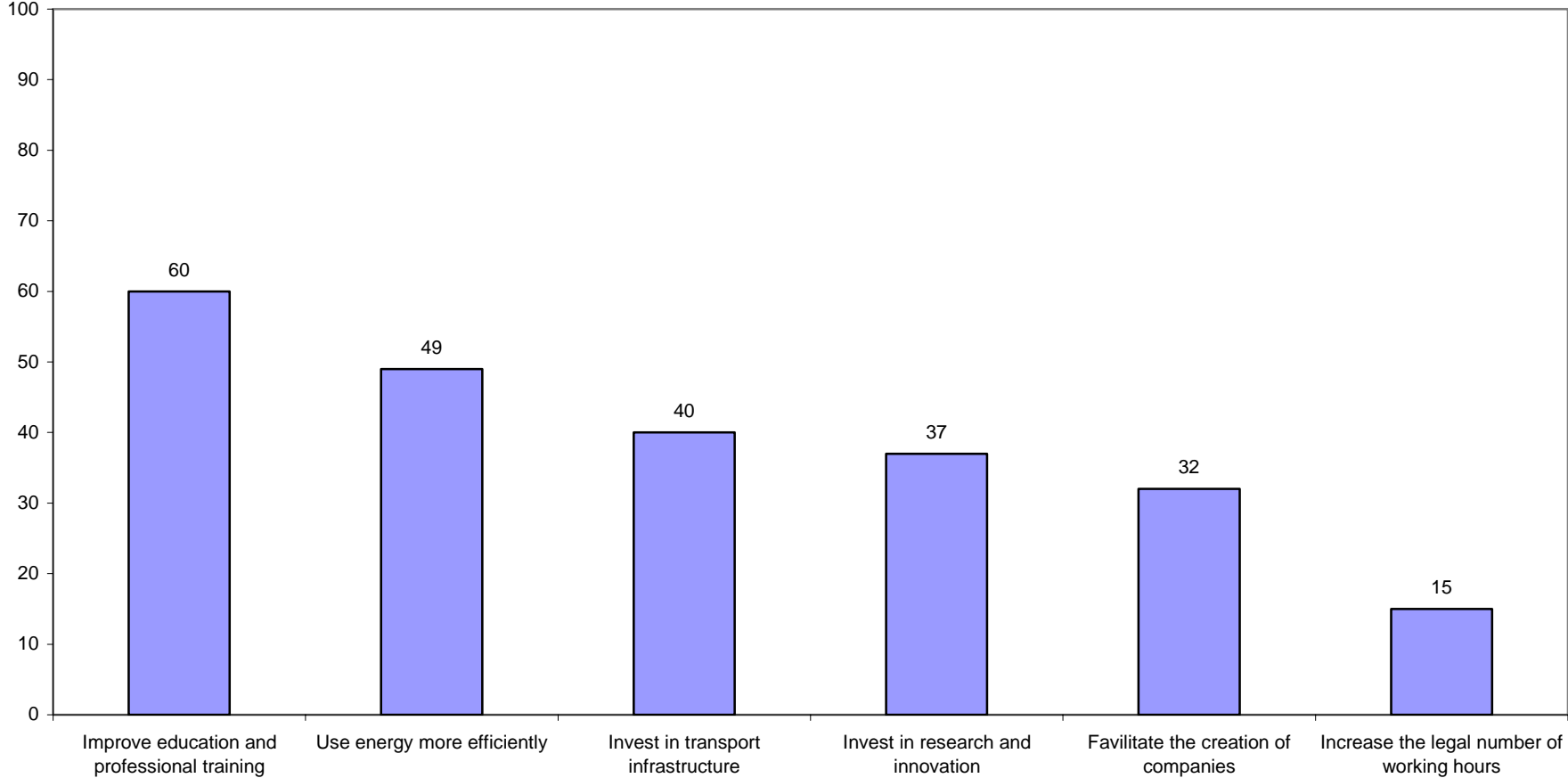
Source: QC2, EB65.2

Figure 13: Irish Respondents' Comparative Evaluations of the European Economy (%) [Ireland]



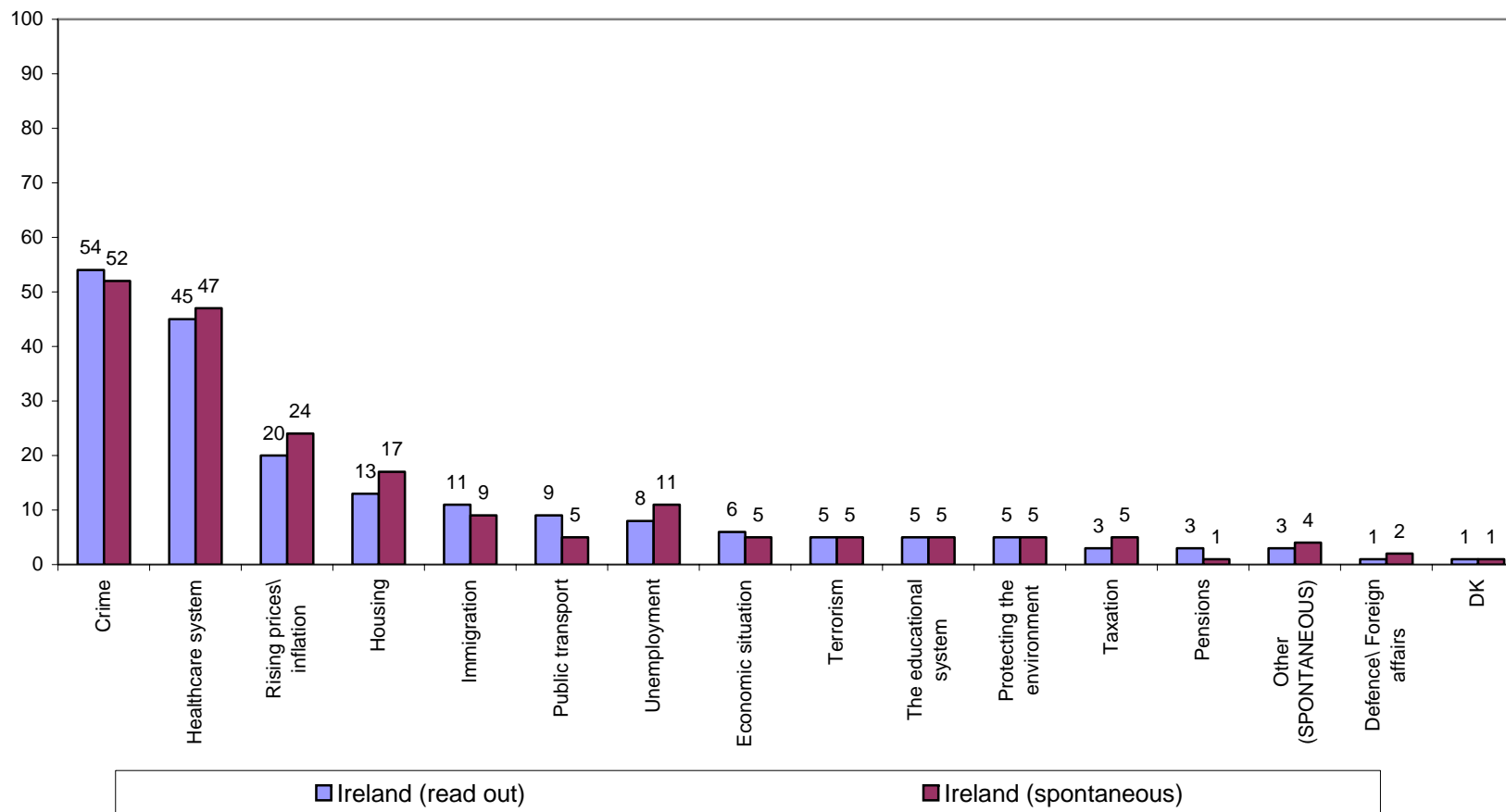
Source: QC4, EB65.2

Figure 14: Salience of Proposed Actions to Improve the Performance of the European Economy (%) [Ireland]



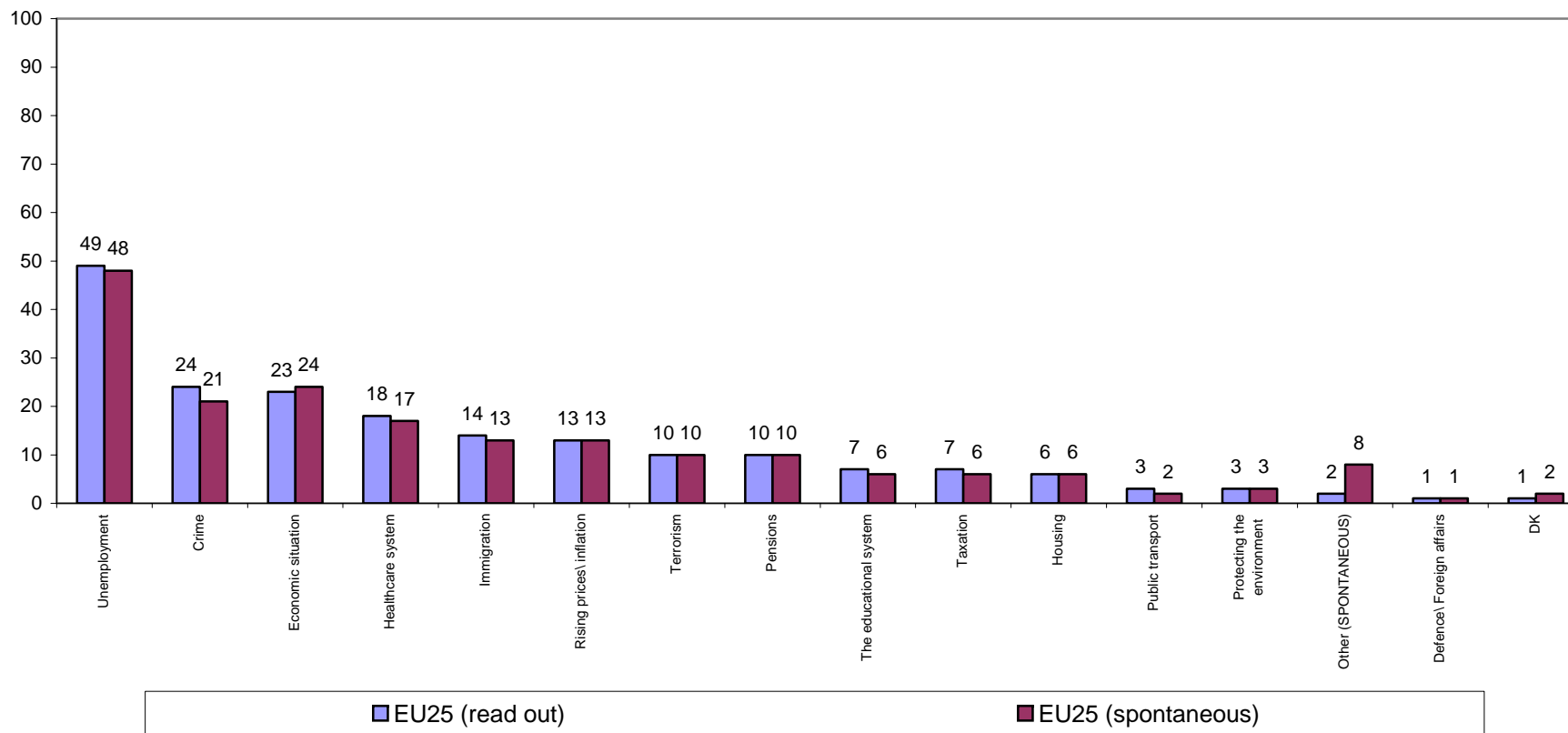
Source: QC5, EB65.2

Figure 15: The Two Most Important Issues facing Ireland at the Moment (%)



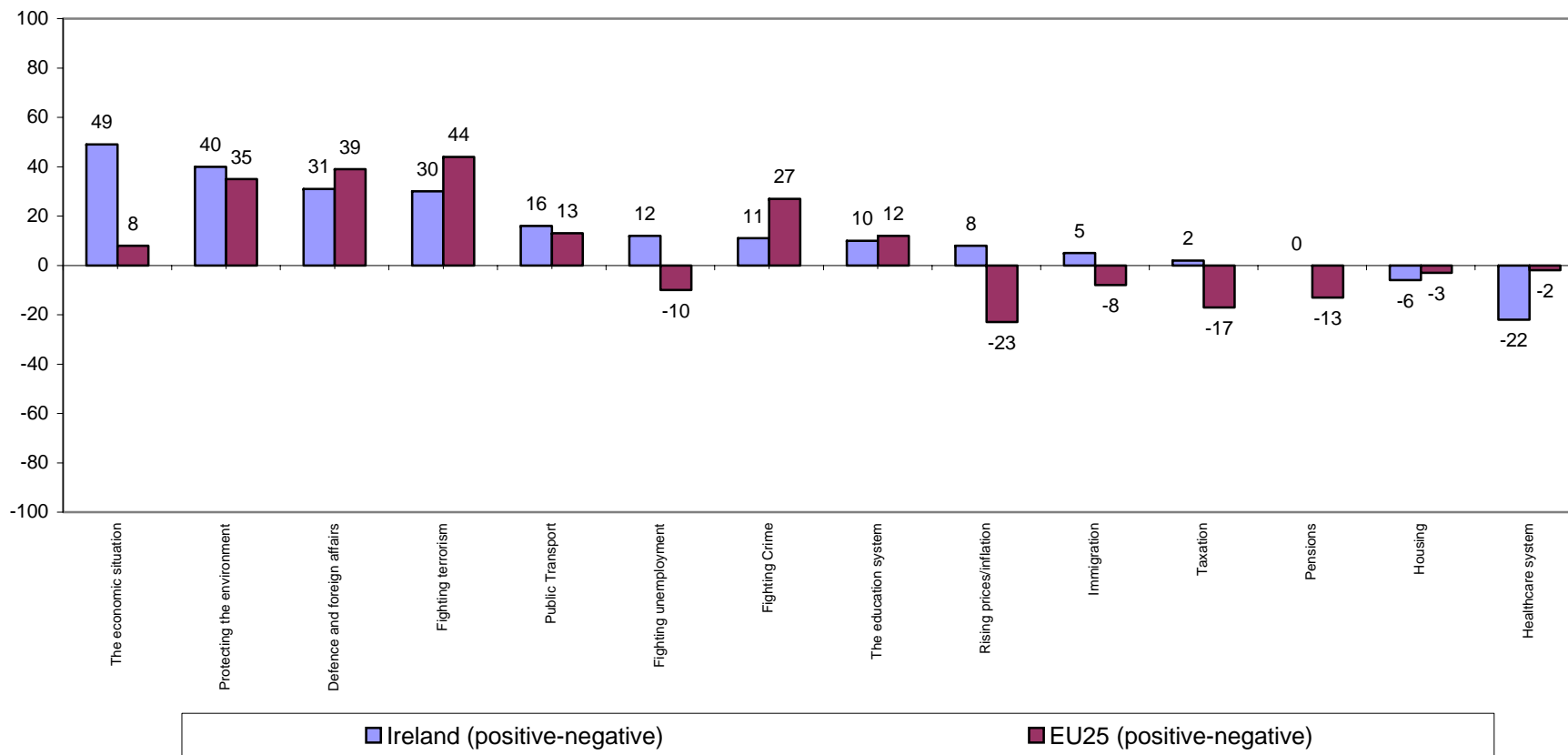
Source: Q28a and QA28b, EB65.2

Figure 16: The Two Most Important Issues facing a the Member States at the Moment (%)



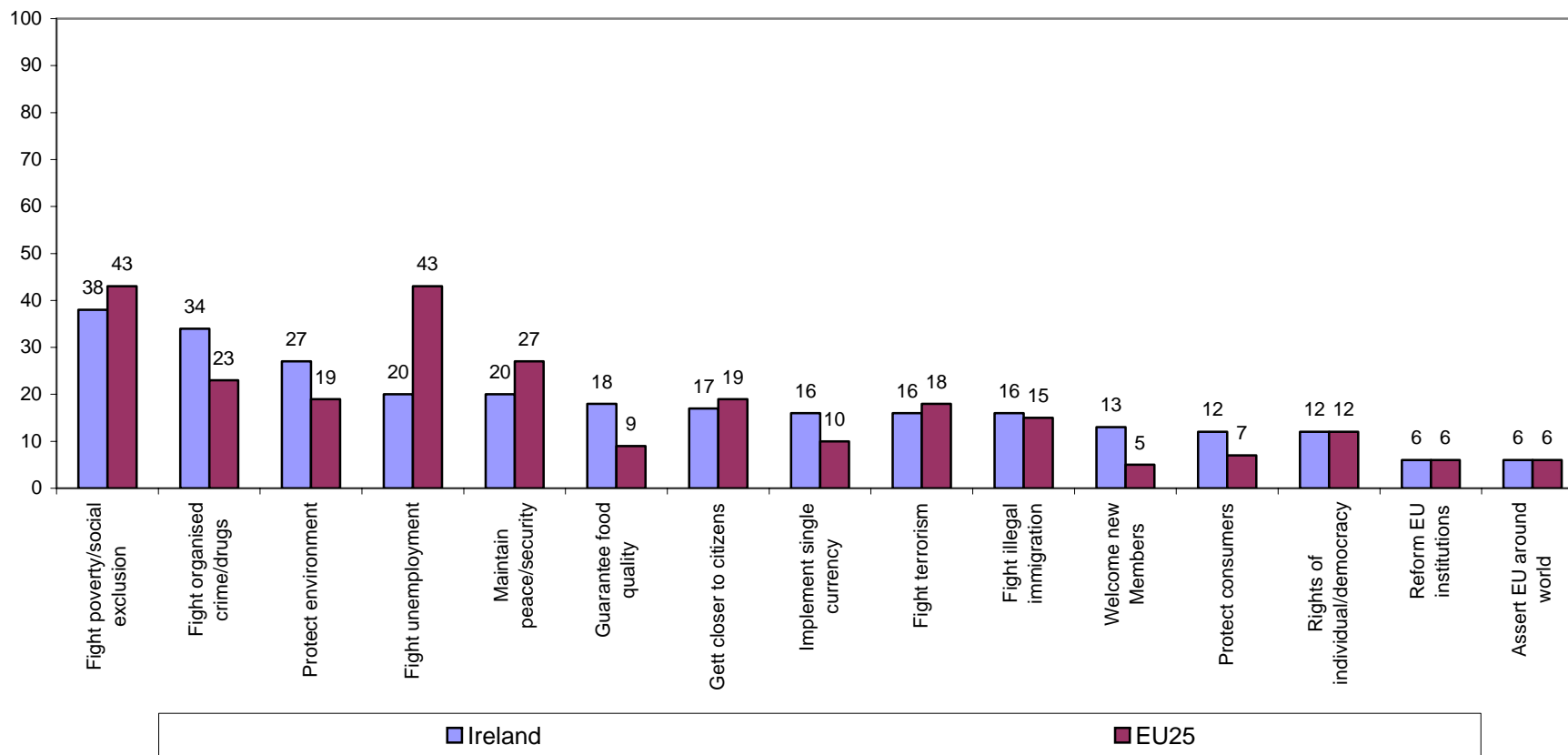
Source: Q28a and QA28b, EB65.2

Figure 17: Net Evaluation of Effectiveness of European Union on Specific Policy Issues (%) [Ireland and EU25]



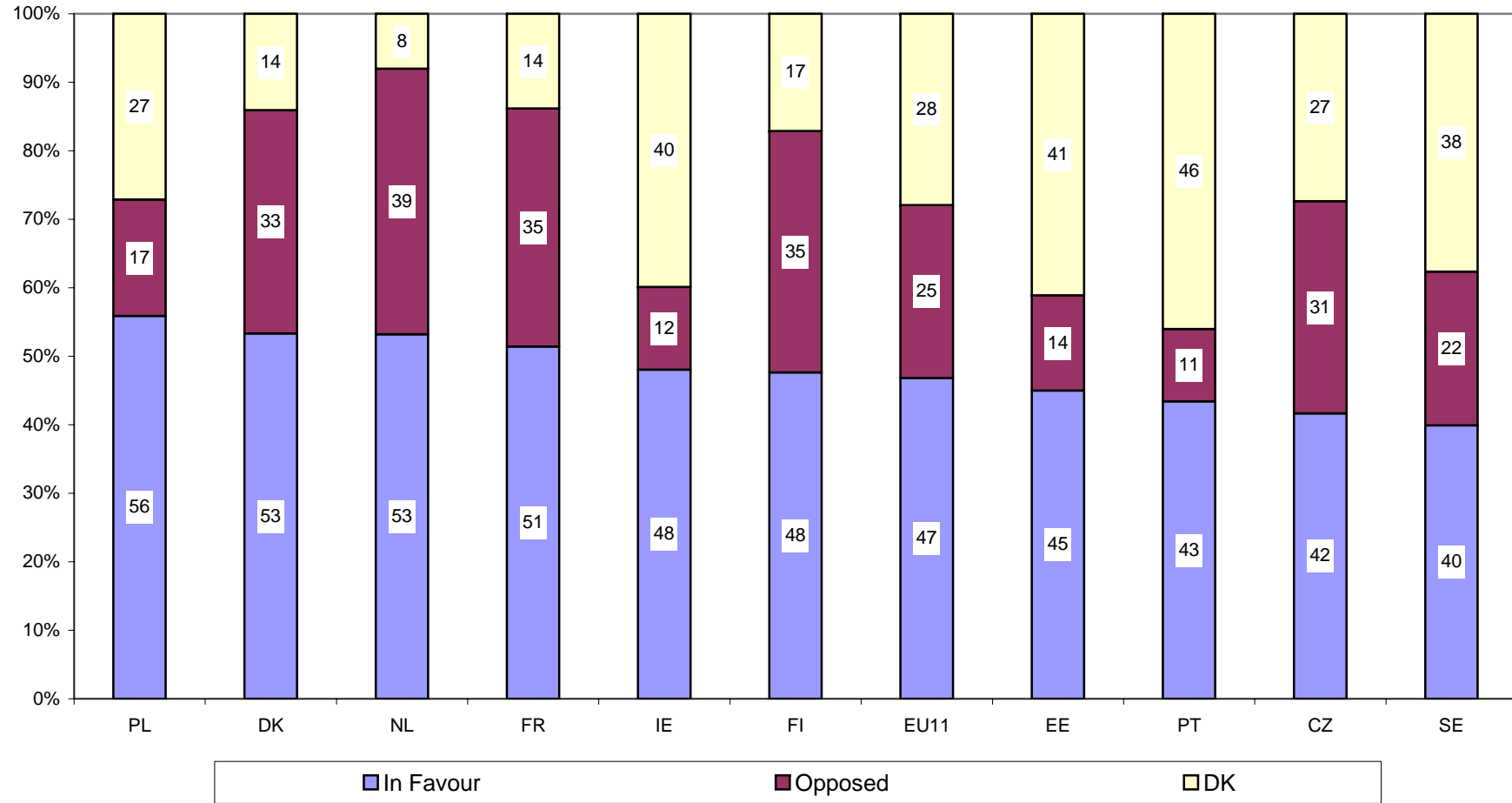
Source: QA29, EB65.2

Figure 18: Salience of Policy Priorities for the European Union (%) [Ireland and EU25]



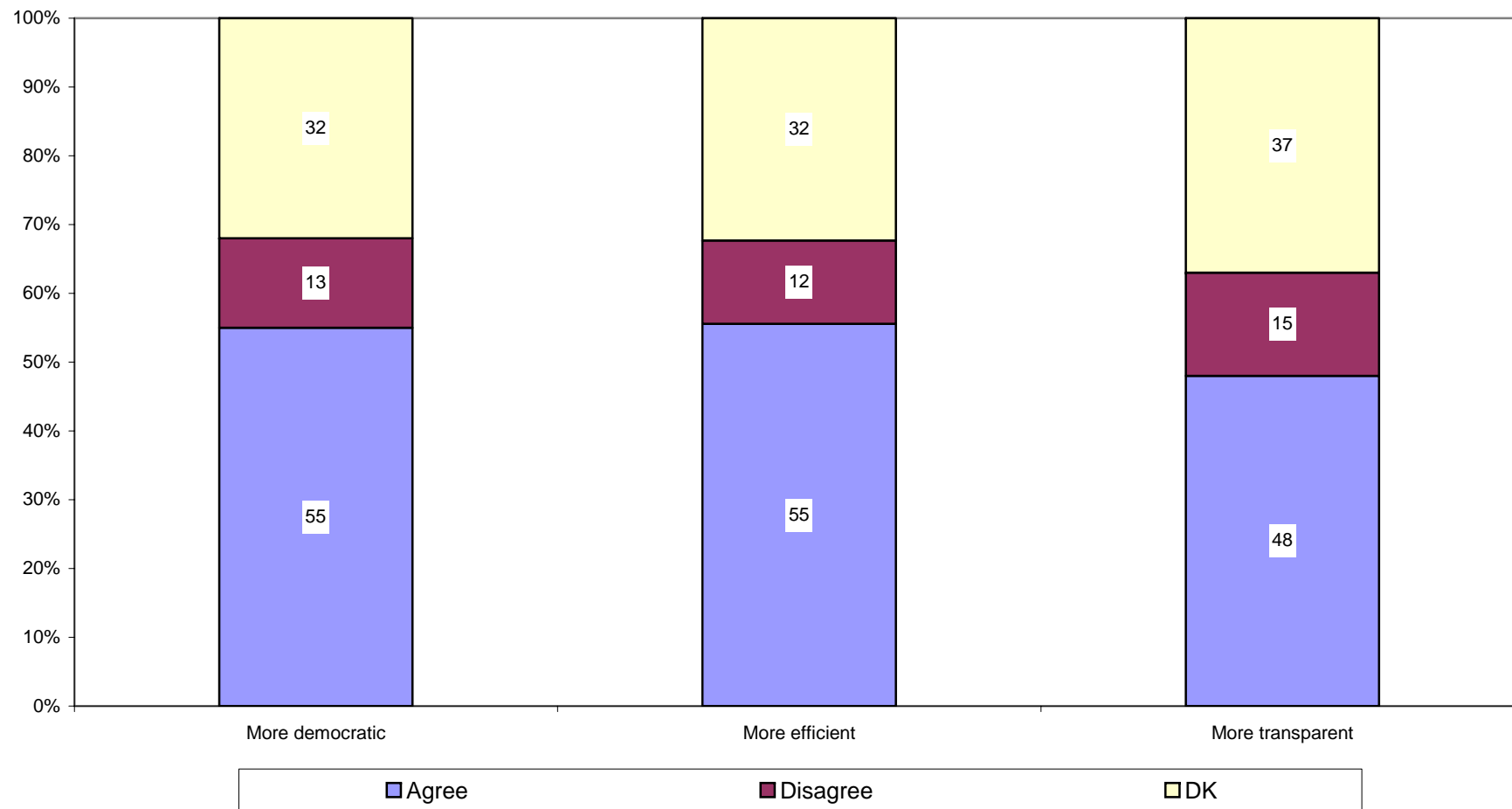
Source: QA31, EB65.2

Figure 19: Attitudes toward the European Constitution in 11 Member States (%) [Each Member State]



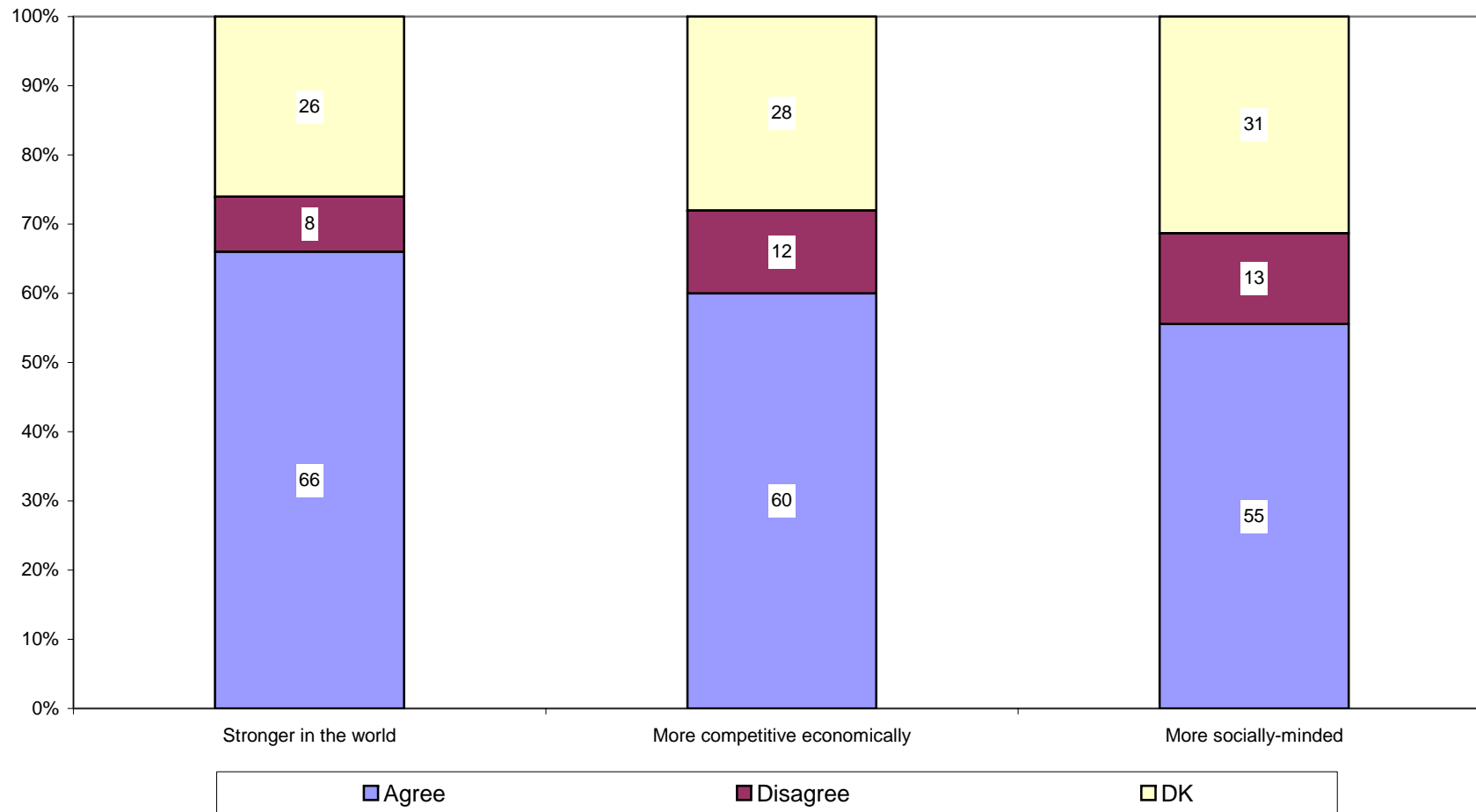
Source: QA10, EB65.2

Figure 20: Effect of the European Constitution on the Running of the European Union (%) [Ireland and EU25]



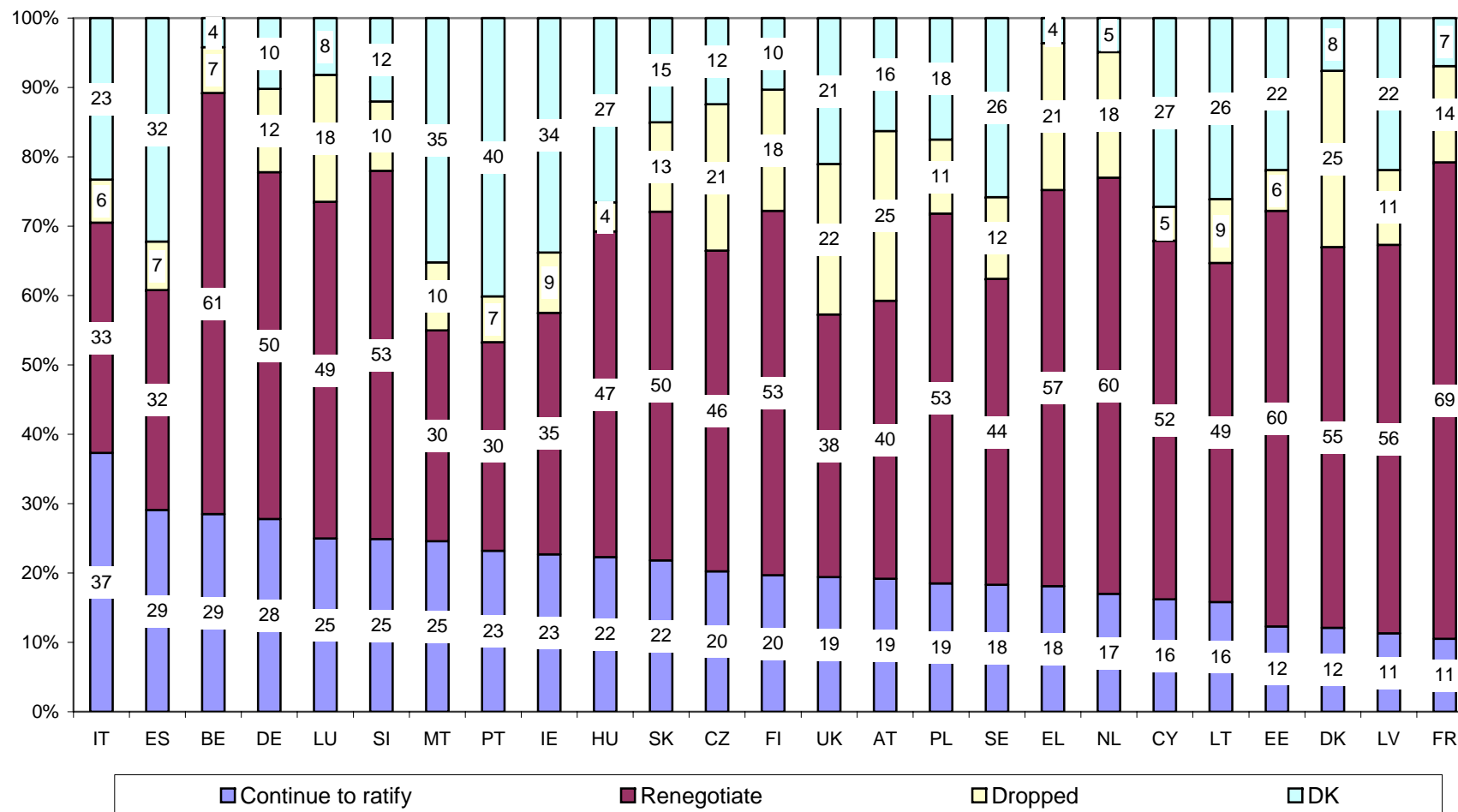
Source: QB3, EB65.2

Figure 21: Effect of the European Constitution on the European Union (%) [Ireland and EU25]



Source: QB4, EB65.2

Figure 22: Attitudes of Respondents in Each Member State as to How to Proceed with the European Constitution (%)



Source: QB5, EB65.2

A	your survey number						
	(101-105)						
	<table border="1"> <tr> <td></td><td></td><td></td><td></td><td></td><td></td> </tr> </table>						
	EB65.1 A						
B	country code						
	(106-107)						
	<table border="1"> <tr> <td></td><td></td> </tr> </table>						
	EB65.1 B						
C	our survey number						
	(108-110)						
	<table border="1"> <tr> <td></td><td></td><td></td> </tr> </table>						
	EB65.1 C						
D	Interview number						
	(111-116)						
	<table border="1"> <tr> <td></td><td></td><td></td><td></td><td></td><td></td> </tr> </table>						
	EB65.1 D						
E	SPLIT BALLOT						
	(117)						
	<table border="1"> <tr> <td>A</td> <td>1</td> </tr> <tr> <td>B</td> <td>2</td> </tr> </table>	A	1	B	2		
A	1						
B	2						
	EB64.2 E						

Q1 What is your nationality? Please tell me the country(ies) that applies(y).

(MULTIPLE ANSWERS POSSIBLE)

(118-149)

Belgium	1,
Denmark	2,
Germany	3,
Greece	4,
Spain	5,
France	6,
Ireland	7,
Italy	8,
Luxembourg	9,
Netherlands	10,
Portugal	11,
United Kingdom (Great Britain, Northern Ireland)	12,
Austria	13,
Sweden	14,
Finland	15,
Republic of Cyprus	16,
Czech Republic	17,
Estonia	18,
Hungary	19,
Latvia	20,
Lithuania	21,
Malta	22,
Poland	23,
Slovakia	24,
Slovenia	25,
Other countries	31,
DK	32,

EB65.1 Q1 TREND MODIFIED

IF OTHER or DK THEN CLOSE INTERVIEW

QA1 When you get together with friends, would you say you discuss political matters frequently, occasionally, or never?

(150)

Frequently	1
Occasionally	2
Never	3
DK	4

EB64.2 QA1

QA2 When you hold a strong opinion, do you ever find yourself persuading your friends, relatives or fellow workers to share your views? Does this happen...?

(READ OUT)

	(151)
Often	1
From time to time	2
Rarely	3
Never	4
DK	5

EB64.2 QA2

QA3 On the whole, are you very satisfied, fairly satisfied, not very satisfied or not at all satisfied with the life you lead?

(READ OUT)

	(152)
Very satisfied	1
Fairly satisfied	2
Not very satisfied	3
Not at all satisfied	4
DK	5

EB64.2 QA3

QA4 What are your expectations for the next twelve months: will the next twelve months be better, worse or the same, when it comes to...?

(READ OUT)	Better	Worse	Same	DK
------------	--------	-------	------	----

(153)	1	Your life in general	1	2	3	4
(154)	2	The economic situation in (OUR	1	2	3	4
	3	The financial situation of your household	1	2	3	4
(155)						
(156)	4	The employment situation in (OUR	1	2	3	4
(157)	5	Your personal job situation	1	2	3	4

EB64.2 QA4

QA5 If you compare your present situation with five years ago, would you say it has improved, stayed about the same, or got worse?

	(158)
Improved	1
Stayed about the same	2
Got worse	3
DK	4

EB64.2 QA5

QA6 In the course of the next five years, do you expect your personal situation to improve, to stay about the same or to get worse?

(159)

Improve	1
Stay about the same	2
Get worse	3
DK	4

EB64.2 QA6

Q7 Have you ever seen this symbol?

(SHOW EUROPEAN FLAG)

(160)

Yes	1
No	2
DK	3

EB62.0 Q8a

ASK QA8 IF "YES", CODE 1 IN QA7 - OTHERS GO TO QA9

QA8 Could you tell me what it means?

(DO NOT READ – SPONTANEOUS PRECODE)

(161)

Yes, Europe, the European Union, the Community, the Common Market, The Council of Europe, etc.	1
Yes, other	2
No	3
DK	4

EB62.0 Q8b

ASK ALL

Q9 This symbol is the European flag. I have a list of statements concerning it. I would like to have your opinion on each of these. For each of them, could you please tell me if you tend to agree

	READ OUT	TEND TO AGREE	TEND TO DISAGREE	DK
--	----------	---------------	------------------	----

(162)	1	This flag is a good symbol for Europe	1	2	3
(163)	2	This flag stands for something good	1	2	3
(164)	3	I identify with this flag	1	2	3
(165)	4	This flag should be seen on all public buildings in (OUR COUNTRY) next to the national flag	1	2	3

EB62.0 Q9

QA10 I would like to ask you a question about how much trust you have in certain institutions. For each of the following institutions, please tell me if you tend to trust it or tend not to trust it.

	(READ OUT)	Tend to trust	Tend not to trust	DK
--	------------	---------------	-------------------	----

(166)	1	Justice/the (NATIONALITY) legal system	1	2	3
(167)	2	Political parties	1	2	3
(168)	3	The (NATIONALITY) Government	1	2	3
(169)	4	The (NATIONALITY PARLIAMENT) (USE PROPER	1	2	3
(170)	5	The European Union	1	2	3
(171)	6	The United Nations	1	2	3

EB64.2 QA7 TREND MODIFIED

QA11a Generally speaking, do you think that (OUR COUNTRY)'s membership of the European Union is...?

(READ OUT)

	(172)
A good thing	1
A bad thing	2
Neither good nor bad	3
DK	4

EB64.2 QA8a

QA12a	Taking everything into account, would you say that (OUR COUNTRY) has on balance benefited or not from being a member of the European Union?
-------	---

(173)

Benefited	1
Not benefited	2
DK	3

EB64.2 QA9a

ASK ALL

--

QA13	In general, does the European Union conjure up for you a very positive, fairly positive, neutral, fairly negative or very negative image?
------	---

--

(176)

Very positive	1
Fairly positive	2
Neutral	3
Fairly negative	4
Very negative	5
DK	6

EB64.2 QA11

QA14	What does the European Union mean to you personally?
------	--

(SHOW CARD - READ OUT - MULTIPLE ANSWERS POSSIBLE - ROTATE TOP TO BOTTOM/BOTTOM TO TOP)

(177-192)

Peace	1,
Economic prosperity	2,
Democracy	3,
Social protection	4,
Freedom to travel, study and work anywhere in the European Union	5,
Cultural diversity	6,
Stronger say in the world	7,
Euro	8,
Unemployment	9,
Bureaucracy	10,
Waste of money	11,
Loss of our cultural identity	12,
More crime	13,
Not enough control at external frontiers	14,
Other (SPONTANEOUS)	15,
DK	16,

EB64.2 QA13

QA15a Please tell me for each statement, whether you tend to agree or tend to disagree.

	(READ OUT)	Tend to agree	Tend to disagree	DK
--	------------	---------------	------------------	----

(193)	1	I feel I am safer because (OUR COUNTRY) is a member of the European Union	1	2	3
(194)	2	I feel we are more stable economically because (OUR COUNTRY) is a member of the European	1	2	3
(195)	3	I feel we are more stable politically because (OUR COUNTRY) is a member of the European Union	1	2	3
(196)	4	My voice counts in the European Union	1	2	3
(197)	5	I understand how the European Union works	1	2	3
(198)	6	The interests of (OUR COUNTRY) are well taken into account in the European Union	1	2	3
(199)	7	(OUR COUNTRY) will become more influential in the European Union in the future	1	2	3
(200)	8	The biggest countries have the most power in the European Union	1	2	3

EB63.4 QA14a (items 1-3+6-8) + EB64.2 QA15 (4-5)

ASK ALL

QA16a In your opinion, in five years' time, will the European Union play a more important, a less important or the same role in your daily life?

QA16b And, in five years' time, would you like the European Union to play a more important, a less important or the same role in your daily life?

	(209)	(210)
(READ OUT)	QA16a Expectations	QA16b Would like
More important	1	1
Less important	2	2
Same role	3	3
DK	4	4

EB63.4 QA15a QA15b

QA17 Some people may have fears about the building of Europe, the European Union. Here is a list of things which some people say they are afraid of. For each one, please tell me if you, personally, are currently afraid of it, or not?

	(READ OUT)	Currently afraid of it	Not currently afraid of it	DK
--	------------	------------------------	----------------------------	----

(211)	1	A loss of power for smaller Member States	1	2	3
(212)	2	An increase in drug trafficking and international organised crime	1	2	3
(213)	3	Our country paying more and more to the European Union	1	2	3
(214)	4	The loss of social benefits	1	2	3
(215)	5	The loss of national identity and culture	1	2	3
(216)	6	An economic crisis	1	2	3
(217)	7	The transfer of jobs to other Member Countries which have lower production costs	1	2	3
(218)	8	More difficulties for (NATIONALITY) farmers	1	2	3

EB64.2 QA18 TREND MODIFIED

ASK ALL

QA18 About how often do you...?

(SHOW CARD WITH SCALE)

	(READ OUT)	Every day	Several times a week	Once or twice a week	Less often	Never	DK
--	------------	-----------	----------------------	----------------------	------------	-------	----

(220)	1	Watch television news programmes	1	2	3	4	5	6
(221)	2	Read the news in daily newspapers	1	2	3	4	5	6
(222)	3	Listen to radio news programmes	1	2	3	4	5	6

EB64.2 QA19

QA19 Using this scale, how much do you feel you know about the European Union, its policies, its institutions?

(SHOW CARD WITH SCALE)

(223-224)

Know nothing at all					Know a great deal				
1	2	3	4	5	6	7	8	9	10

DK 11

EB64.2 QA20

QA20 When you are looking for information about the European Union, its policies, its institutions, which of the following sources do you use? Which else?

(SHOW CARD - READ OUT - MULTIPLE ANSWERS POSSIBLE)

(225-236)

Attending conferences, talks, meetings	1,
Discussions with relatives, friends, colleagues	2,
Daily newspapers	3,
Other newspapers, magazines	4,
Television	5,
Radio	6,
The Internet	7,
Books, brochures, information leaflets	8,
Telephone (Info lines, Europe Direct, etc.)	9,
Never look for such information, not interested (SPONTANEOUS)	10,
Other (SPONTANEOUS)	11,
DK	12,

EB64.2 QA23

(DO NOT SUGGEST - RECODE - MULTIPLE ANSWERS POSSIBLE) - (INSERT THE LIST)

D49a Can you tell me the TV channels, if any, that you regularly watch, meaning at least five times a week?

TV CHANNELS CODES (NATIONAL CODES)

10 2 [] [] (237,238-257)

EB64.2 D49a

(DO NOT SUGGEST – RECODE – MULTIPLE ANSWERS POSSIBLE) - (INSERT THE LIST)

D49b Can you tell me the radio stations, if any, that you regularly listen to, meaning at least five times a week?

RADIO STATIONS CODES (NATIONAL CODES)

10 2 [REDACTED] (258,259-278)

--

EB64.2 D49b

(DO NOT SUGGEST – RECODE – MULTIPLE ANSWERS POSSIBLE) - (INSERT THE LIST)

D49c Can you tell me the daily newspapers, if any, that you regularly read, meaning at least three times a week?

DAILY NEWSPAPERS CODES (NATIONAL CODES)

10 2 [REDACTED] (279,280-299)

--

EB64.2 D49c

QA21 Generally speaking, do you think that the (NATIONALITY) ... talks too much, about the right amount or too little about the European Union?

(ONE ANSWER PER LINE)

(READ OUT) Too much Enough Too little DK

(300)	1	Television	1	2	3	4
(301)	2	Radio	1	2	3	4
(302)	3	Press	1	2	3	4

EB64.2 QA24

QA22 Do you think that the (NATIONALITY) ... presents the European Union too positively, objectively or too negatively?

(ONE ANSWER PER LINE)

(READ OUT) Too positively Objectively Too negatively DK

(303)	1	Television	1	2	3	4
(304)	2	Radio	1	2	3	4
(305)	3	Press	1	2	3	4

EB64.2 QA25

QA23 Have you heard of...?

(READ OUT) Yes No DK

(306)	1	The European Parliament	1	2	3
(307)	2	The European Commission	1	2	3
(308)	3	The Council of the European Union	1	2	3
(309)	4	The Court of Justice of the European Communities	1	2	3
(310)	5	The European Central Bank	1	2	3

EB64.2 QA26 TREND MODIFIED

QA24 And for each of the following European bodies, do you think it plays an important role or not in the life of the European Union?

	(READ OUT)	Important	Not important	DK
--	------------	-----------	---------------	----

(311)	1	The European Parliament	1	2	3
(312)	2	The European Commission	1	2	3
(313)	3	The Council of the European Union	1	2	3
(314)	4	The Court of Justice of the European Communities	1	2	3
(315)	5	The European Central Bank	1	2	3

EB63.4 QA22

QA25 And, for each of them, please tell me if you tend to trust it or tend not to trust it?

	(READ OUT)	Tend to trust	Tend not to trust	DK
--	------------	---------------	-------------------	----

(316)	1	The European Parliament	1	2	3
(317)	2	The European Commission	1	2	3
(318)	3	The Council of the European Union	1	2	3
(319)	4	The Court of Justice of the European Communities	1	2	3
(320)	5	The European Central Bank	1	2	3

EB64.2 QA27 TREND MODIFIED

QA26 For each of the following statements about the European Union could you please tell me whether you think it is true or false?

	(READ OUT)	True.	False.	DK
--	------------	-------	--------	----

(321)	1	The European Union currently consists of fifteen Member States	1	2	3
(322)	2	The members of the European Parliament are directly elected by the citizens of the European Union	1	2	3
(323)	3	Most of the European budget is spent on administrative and personnel costs	1	2	3

EB64.2 QA28 TREND MODIFIED

ASK QA28a TO SPLIT A - OTHERS GO TO QA28b

QA28a What do you think are the two most important issues facing (OUR COUNTRY) at the

(SHOW CARD - READ OUT - MAX. 2 ANSWERS)

	(328-343)
Crime	1,
Public transport	2,
Economic situation	3,
Rising prices/inflation	4,
Taxation	5,
Unemployment	6,
Terrorism	7,
Defence/Foreign affairs	8,
Housing	9,
Immigration	10,
Healthcare system	11,
The educational system	12,
Pensions	13,
Protecting the environment	14,
Other (SPONTANEOUS - SPECIFY)	15,
DK	16,

EB64.2 QA30 TREND MODIFIED

ASK QA28ao IF "OTHER", CODE 15 in QA28a - OTHERS GO TO QA29

QA28ao Please specify which other.

10	2			(344,345-364)

EB65.2 NEW

ASK QA28b TO SPLIT B - OTHERS GO TO QA29

QA28b What do you think are the two most important issues facing (OUR COUNTRY) at the

(DO NOT READ OUT - CODE ALL SPONTANEOUS ANSWERS)

(365-380)

Crime	1,
Public transport	2,
Economic situation	3,
Rising prices/inflation	4,
Taxation	5,
Unemployment	6,
Terrorism	7,
Defence/Foreign affairs	8,
Housing	9,
Immigration	10,
Healthcare system	11,
The educational system	12,
Pensions	13,
Protecting the environment	14,
Other (SPECIFY)	15,
DK	16,

EB65.2 NEW

ASK QA28bo IF "OTHER", CODE 15 in QA28b - OTHERS GO TO QA29

QA28bo Please specify which other.

10 2 (381,382-401)

Large empty rectangular box for specifying other issues.

EB65.2 NEW

ASK ALL

QA29 And for each of the following issues in (OUR COUNTRY), do you think that the European Union plays a positive role, a negative role or neither positive nor negative role?

	(READ OUT)	Positive role	Negative role	Neither positive nor negative role	DK
--	------------	---------------	---------------	------------------------------------	----

(402)	1	Fighting crime	1	2	3	4
(403)	2	Public transport	1	2	3	4
(404)	3	The economic situation	1	2	3	4
(405)	4	Rising prices/inflation	1	2	3	4
(406)	5	Taxation	1	2	3	4
(407)	6	Fighting unemployment	1	2	3	4
(408)	7	Fighting terrorism	1	2	3	4
(409)	8	Defence and foreign affairs	1	2	3	4
(410)	9	Housing	1	2	3	4
(411)	10	Immigration	1	2	3	4
(412)	11	Healthcare system	1	2	3	4
(413)	12	The educational system	1	2	3	4
(414)	13	Pensions	1	2	3	4
(415)	14	Protecting the environment	1	2	3	4

EB63.4 QA27

QA30 What is your opinion on each of the following statements? Please tell me for each statement, whether you are for it or against it.

	(READ OUT - ROTATE)	For	Against	DK
--	---------------------	-----	---------	----

(416)	1	A European Monetary Union with one single currency, the euro	1	2	3
(417)	2	A common foreign policy among the Member States of the European Union, towards other countries	1	2	3
(418)	3	A common defence and security policy among European Union Member States	1	2	3
(419)	4	Further enlargement of the European Union to include other countries in future years	1	2	3
(420)	5	A constitution for the European Union	1	2	3
(421)	6	The speed of building Europe being faster in one group of countries than in the other countries	1	2	3

EB64.2 QA32 TREND MODIFIED

QA31	From the following list of actions, could you tell me what should be, for you, the three actions that the European Union should follow in priority.
------	---

(SHOW CARD - READ OUT - MAX. 3 ANSWERS)

	(422-439)
Welcoming new Member Countries	1,
Getting closer to European citizens, for example by giving them more information about the European Union, its policies and its institutions	2,
Successfully implementing the single European currency, the euro	3,
Fighting poverty and social exclusion	4,
Protecting the environment	5,
Guaranteeing the quality of food products	6,
Protecting consumers and guaranteeing the quality of other products	7,
Fighting unemployment	8,
Reforming the institutions of the European Union and the way they work	9,
Fighting organised crime and drug trafficking	10,
Asserting the political and diplomatic importance of the European Union around the world	11,
Maintaining peace and security in Europe	12,
Guaranteeing the rights of the individual and respect for the principles of democracy in Europe	13,
Fighting terrorism	14,
Fighting illegal immigration	15,
Others (SPONTANEOUS)	16,
None of them (SPONTANEOUS)	17,
DK	18,

EB64.2 QA34

QA32	The European Union already has a Common Foreign and Security Policy and a European Security and Defence Policy. There is now a debate about how much further these should be developed. Do you tend to agree or tend to disagree with each of the following statements?
------	---

	(READ OUT - ROTATE)	Tend to agree	Tend to disagree	DK
--	---------------------	---------------	------------------	----

(440)	1	The European Union should have its own Foreign Minister who can be the spokesperson for a common European Union position	1	2	3
(441)	2	European Union foreign policy should be independent of United States foreign policy	1	2	3
(442)	3	The European Union should have a common immigration policy towards people from outside the European Union	1	2	3

EB63.4 QA32 TREND MODIFIED

QA33 And overall, compared to five years ago, would you say that the European Union's international role has become...?

(READ OUT - ONE ANSWER ONLY)

	(443)
More important	1
Less important	2
It has not changed	3
DK	4

EB63.4 QA33c

QA34a On the whole, are you very satisfied, fairly satisfied, not very satisfied or not at all satisfied with the way democracy works in (OUR COUNTRY)?

QA34b And how about the way democracy works in the European Union?

(SHOW CARD WITH SCALE - ONE ANSWER PER COLUMN)

	(444)	(445)
(READ OUT)	QA34a	QA34b
	In (OUR COUNTRY)	In the European Union
Very satisfied	1	1
Fairly satisfied	2	2
Not very satisfied	3	3
Not at all satisfied	4	4
DK	5	5

EB63.4 QA34a QA34b

ASK ALL

QA35 People may feel different degrees of attachment to their town or village, to their region, to their country or to Europe. Please tell me how attached you feel to...

(SHOW CARD WITH SCALE)

(READ OUT)	Very attached	Fairly attached	Not very attached	Not at all attached	DK
------------	---------------	-----------------	-------------------	---------------------	----

(446)	1	Your city/town/village	1	2	3	4	5
(447)	2	Your region	1	2	3	4	5
(448)	3	(OUR COUNTRY)	1	2	3	4	5
(449)	4	(SPLIT A) Europe (M)	1	2	3	4	5
(450)	5	(SPLIT B) European Union	1	2	3	4	5

EB63.4 QA35 TREND MODIFIED

QA36	Could you please tell me for each of the following, whether the term brings to mind something very positive, fairly positive, fairly negative or very negative.
------	---

(SHOW CARD WITH SCALE - ROTATE)

		Very positive	Fairly positive	Fairly negative	Very negative	DK
(451)	1 Company	1	2	3	4	5
(452)	2 Competitiveness	1	2	3	4	5
(453)	3 Social security	1	2	3	4	5
(454)	4 Free trade	1	2	3	4	5
(455)	5 Protectionism	1	2	3	4	5
(456)	6 Globalisation	1	2	3	4	5
(457)	7 Trade union	1	2	3	4	5
(458)	8 Reforms	1	2	3	4	5
(459)	9 Public administration (N)	1	2	3	4	5

EB63.4 QA36 TREND MODIFIED

Let's move on to another topic

QB1 Have you personally heard about the European Constitution?

(READ OUT - ONE ANSWER ONLY)

	(460)
Yes, and overall you know its contents	1
Yes, but you know very little about its contents	2
No	3

EB63.4 QC1

QB2 According to what you know, would you say that you are in favour of or opposed to the European Constitution?

(READ OUT - ONE ANSWER ONLY)

	(461)
Totally in favour	1
Fairly in favour	2
Fairly opposed	3
Totally opposed	4
DK	5

EB64.2 QA46 FILTER ON COUNTRIES MODIFIED

ASK ALL

QB3 For each of the following please tell me whether you totally agree, tend to agree, tend to disagree or totally disagree. If all Member States adopt the Treaty establishing a Constitution for Europe, it will make the running of the European Union...

(ONE ANSWER PER LINE)

	(READ OUT)	Totally agree	Tend to agree	Tend to disagree	Totally disagree	DK
--	------------	---------------	---------------	------------------	------------------	----

(462)	1	More democratic	1	2	3	4	5
(463)	2	More efficient	1	2	3	4	5
(464)	3	More transparent	1	2	3	4	5

EB64.2 QA47

QB4	For each of the following please tell me whether you totally agree, tend to agree, tend to disagree or totally disagree. If all Member States adopt the Treaty establishing a Constitution for Europe, it will make the European Union...
-----	---

(ONE ANSWER PER LINE)

	(READ OUT)	Totally agree	Tend to agree	Tend to disagree	Totally disagree	DK
--	------------	---------------	---------------	------------------	------------------	----

(465)	1	Stronger in the world	1	2	3	4	5
(466)	2	More competitive economically	1	2	3	4	5
(467)	3	More socially-minded	1	2	3	4	5

EB64.2 QA48

ASK QB5 ONLY IN EU25 - OTHERS GO TO QC1

QB5	13 countries have ratified the European Constitution, but France and the Netherlands voted "no". Which of the following best describes your view?
-----	---

(READ OUT - ONE ANSWER ONLY)

		(468)
The European Union Member States should continue the ratification process of the European Constitution		1
The European Constitution should be renegotiated		2
The European Constitution should be dropped		3
DK		4

EB64.2 QA49

Now, let's move on to another topic

ASK ALL

QC1 How would you judge the current situation in each of the following?

(SHOW CARD)

	(READ OUT)	Very good	Fairly good	Fairly bad	Very bad	DK
--	------------	-----------	-------------	------------	----------	----

(469)	1	The situation of the (NATIONALITY) economy	1	2	3	4	5
(470)	2	The situation of the European economy	1	2	3	4	5
(471)	3	The employment situation in (OUR COUNTRY)	1	2	3	4	5
(472)	4	The situation of the environment in (OUR	1	2	3	4	5
(473)	5	The social welfare situation in (OUR COUNTRY)	1	2	3	4	5
(474)	6	Your quality of life	1	2	3	4	5
(475)	7	Your financial situation	1	2	3	4	5

EB63.4 QD1

QC2 For each of the following domains, would you say that the situation in (OUR COUNTRY) is better or less good than the average of the European Union countries?

(SHOW CARD)

	(READ OUT)	Much better	Somewhat better	Somewhat less good	Definitely less good	Identical (SPANISH)	DK
--	------------	-------------	-----------------	--------------------	----------------------	---------------------	----

(476)	1	The situation of the (NATIONALITY) economy	1	2	3	4	5	6
(477)	2	The employment situation in (OUR COUNTRY)	1	2	3	4	5	6
(478)	3	The situation of the environment in (OUR	1	2	3	4	5	6
(479)	4	The social welfare situation in (OUR COUNTRY)	1	2	3	4	5	6
(480)	5	The educational system	1	2	3	4	5	6
(481)	6	The quality of life in (OUR COUNTRY)	1	2	3	4	5	6

EB63.4 QD2

QC3	According to you, in five years, will the situation in each of the following domains be better or less good than it is now?
-----	---

(SHOW CARD)

(READ OUT)	Much better	Somewhat better	Somewhat less good	Definitely less good	Identical (SPONTANEOUS)	DK
------------	-------------	-----------------	--------------------	----------------------	-------------------------	----

(482)	1	The situation of the (NATIONALITY) economy	1	2	3	4	5	6
(483)	2	The situation of the European economy	1	2	3	4	5	6
(484)	3	The employment situation in (OUR COUNTRY)	1	2	3	4	5	6
(485)	4	The situation of the environment in (OUR	1	2	3	4	5	6
(486)	5	The social welfare situation in (OUR COUNTRY)	1	2	3	4	5	6
(487)	6	Your quality of life	1	2	3	4	5	6

EB63.4 QD3

QC4	Would you say that the European economy is performing better, performing worse or performing as well as the ... economy?
-----	--

(SHOW CARD)

(READ OUT)	Performing better	Performing worse	Performing as well as	DK
------------	-------------------	------------------	-----------------------	----

(488)	1	American	1	2	3	4
(489)	2	Japanese	1	2	3	4
(490)	3	Chinese	1	2	3	4
(491)	4	Indian	1	2	3	4

EB64.2 QA52

QC5	Which of the following statements would you prioritise to improve the performance of the European economy?
-----	--

(READ OUT - MAX. 3 ANSWERS)

	(492-499)
Increase the legal number of working hours	1,
Improve education and professional training	2,
Invest in research and innovation	3,
Facilitate the creation of companies	4,
Use energy more efficiently	5,
Invest in transport infrastructure (motorways, railways, etc.)	6,
Other (SPONTANEOUS)	7,
DK	8,

EB64.2 QA63

Let's move on to another topic

QD1 How well informed do you feel about enlargement that is new countries joining in the European Union? Do you feel...?

(READ OUT – ONE ANSWER ONLY)

	(500)
Very well informed	1
Well informed	2
Not very well informed	3
Not at all well informed	4
DK	5

EB56.3 Q35

QD2 Which of the following statements corresponds best to your own situation? Do you feel you know more...?

(SHOW CARD – READ OUT – ONE ANSWER ONLY)

	(501)
About benefits that could derive from European Union enlargements	1
About problems that could be caused by European Union enlargements	2
Neither the one, nor the other (SPONTANEOUS)	3
DK	4

NEW

QD3a And which of the following statements corresponds best to your own situation? Do you feel you know more about...?

(SHOW CARD – READ OUT – ONE ANSWER ONLY)

	(502)
How the European Union has benefited from European Union accession of new Member States	1
How new Member States have benefited from European Union accession	2
Neither the one, nor the other (SPONTANEOUS)	3
DK	4

NEW

QD3b And which of the following statements corresponds best to your own situation? Do you feel you know more about...?

(SHOW CARD – READ OUT – ONE ANSWER ONLY)

(503)

How the European Union would benefit from European Union accession of future member States	1
How future member States would benefit from European Union accession	2
Neither the one, nor the other (SPONTANEOUS)	3
DK	4

NEW

QD4 Thinking about the European Union enlargement, on which of the following issues would you like to be better informed? The consequences of the European Union enlargement on...

(SHOW CARD – READ OUT – MAX. 3 ANSWERS)

(504-516)

The role of the European Union in the world	1,
Peace and stability in the European Union	2,
The democratic functioning of the European Union	3,
The political unification of the European Union	4,
The economic development and prosperity in the European Union	5,
Security and criminal activities in the European Union	6,
The quality of life in the European Union	7,
The values of the European Union	8,
The European Union's cultural diversity	9,
Immigration in the European Union	10,
None of these (SPONTANEOUS)	11,
Other (SPONTANEOUS)	12,
DK	13,

NEW

QD5 Which of the following information sources most help you form your opinion on European Union enlargement issues?

(SHOW CARD – READ OUT – MULTIPLE ANSWERS POSSIBLE)

	(517-530)
Newspapers	1,
Magazines	2,
Specialized press	3,
Books\ publications	4,
Radio	5,
TV	6,
Internet	7,
Attending conferences\ seminars	8,
Discussions with relatives\ friends\ colleagues	9,
Personal experiences (travels\ holidays, business contacts, cultural\ sports events, etc.)	10,
Never look to such information, no interest (SPONTANEOUS)	11,
None of these (SPONTANEOUS)	12,
Other (SPONTANEOUS)	13,
DK	14,

NEW

QD6 And in your opinion, who should have the main responsibility to inform you about the enlargement of the European Union?

(SHOW CARD – READ OUT – MAX. 3 ANSWERS)

	(531-545)
National Government	1,
Regional\ local authorities	2,
European Parliament\ MEPs	3,
National parliament\ MPs	4,
European Commission	5,
Political parties\ organizations	6,
NGOs-citizens' associations	7,
Religious organizations\ structures (incl. churches)	8,
Companies\ business	9,
Trade unions	10,
Education institutions\ academia	11,
News broadcasters	12,
None of these (SPONTANEOUS)	13,
Other (SPONTANEOUS - SPECIFY)	14,
DK	15,

NEW

QD7a According to you, would you say that after the last enlargement of the European Union that took place in May 2004, the value of exports of the 15 old European Union Member States to the 10 new Member States are bigger, smaller or equal to the value of their imports coming from these new Member States?

(SHOW CARD – READ OUT – ONE ANSWER ONLY)

	(546)
Bigger than the value of their imports coming from these new Member States	1
Smaller than the value of their imports coming from these new Member States	2
Equal to the value of their imports coming from these new Member States	3
DK	4

NEW

QD7b According to you, during recent years, migration flows between the 10 new Member States and the 15 old Member States have been...

(READ OUT – ONE ANSWER ONLY)

	(547)
Very important	1
Fairly important	2
Fairly limited	3
Very limited	4
DK	5

NEW

QD8 Please tell me, for each of the following statements, if you agree or disagree with it? In general terms, the enlargement of the European Union...

(SHOW CARD WITH SCALE – ONE ANSWER PER LINE)

	(ROTATE – READ OUT)	Totally agree	Tend to agree	Tend to disagree	Totally disagree	DK
--	---------------------	---------------	---------------	------------------	------------------	----

(548)	1	Is a good way to reunite the European continent	1	2	3	4	5
(549)	2	Strengthens the European Union	1	2	3	4	5
(550)	3	Is a good way to express the European Union solidarity to candidate or potential candidate countries	1	2	3	4	5
(551)	4	Consolidates common European interests and values	1	2	3	4	5

NEW

ASK QD9a TO SPLIT A - OTHERS GO TO QD9b

QD9a Please tell me, for each of the following statements, if you agree or disagree with it? In political terms, the enlargement of the European Union...

(SHOW CARD WITH SCALE – ONE ANSWER PER LINE)

	(ROTATE – READ OUT)	Totally agree	Tend to agree	Tend to disagree	Totally disagree	DK
--	---------------------	---------------	---------------	------------------	------------------	----

(552)	1	Ensures peace and stability in the European Continent	1	2	3	4	5
(553)	2	Reduces the chances for a common European Union voice in the world	1	2	3	4	5
(554)	3	Promotes democracy in the European Continent	1	2	3	4	5
(555)	4	Worsens the situation of human and minority rights	1	2	3	4	5
(556)	5	Facilitates progress towards a political unification in Europe	1	2	3	4	5

NEW

ASK QD9b TO SPLIT B - OTHERS GO TO QD10a

QD9b Please tell me, for each of the following statements, if you agree or disagree with it? In political terms, the enlargement of the European Union...

(SHOW CARD WITH SCALE – ONE ANSWER PER LINE)

	(ROTATE – READ OUT)	Totally agree	Tend to agree	Tend to disagree	Totally disagree	DK
--	---------------------	---------------	---------------	------------------	------------------	----

(557)	1	Increases dissensions and political instability in the European Continent	1	2	3	4	5
(558)	2	Strengthens the role of the European Union on the international scene	1	2	3	4	5
(559)	3	Weakens the democratic decision-making in the European Union	1	2	3	4	5
(560)	4	Increases the protection of human rights and minorities in the European Union	1	2	3	4	5
(561)	5	Hinders any project of political unification of the European Union	1	2	3	4	5

NEW

ASK QD10a TO SPLIT A - OTHERS GO TO QD10b

QD10a And in economic terms, the enlargement of the European Union...

(SHOW CARD WITH SCALE – ONE ANSWER PER LINE)

	(ROTATE – READ OUT)	Totally agree	Tend to agree	Tend to disagree	Totally disagree	DK
--	---------------------	---------------	---------------	------------------	------------------	----

(562)	1	Makes of the European Union the biggest trade player in the world	1	2	3	4	5
(563)	2	Increases jobs transferring to countries where labour is cheaper	1	2	3	4	5
(564)	3	Increase the support for the development of candidate and potential candidate countries	1	2	3	4	5
(565)	4	Increases settlement of workers coming from future member States in the European Union	1	2	3	4	5

NEW

ASK QD10b TO SPLIT B - OTHERS GO TO QD11a

QD10b And in economic terms, the enlargement of the European Union...

(SHOW CARD WITH SCALE – ONE ANSWER PER LINE)

	(ROTATE – READ OUT)	Totally agree	Tend to agree	Tend to disagree	Totally disagree	DK
--	---------------------	---------------	---------------	------------------	------------------	----

(566)	1	Decreases economic development opportunities in the European Union as well as in (OUR COUNTRY)	1	2	3	4	5
(567)	2	Increases prosperity for all Europeans	1	2	3	4	5
(568)	3	Decreases budgetary resources for (OUR COUNTRY)	1	2	3	4	5
(569)	4	Ensures better integration of populations from future member States in the European Union	1	2	3	4	5

NEW

ASK QD11a TO SPLIT A - OTHERS GO TO QD11b

QD11a And in social terms, the enlargement of the European Union...

(SHOW CARD WITH SCALE – ONE ANSWER PER LINE)

	(ROTATE – READ OUT)	Totally agree	Tend to agree	Tend to disagree	Totally disagree	DK
--	---------------------	---------------	---------------	------------------	------------------	----

(570)	1	Reinforce the power of the European Union to fight criminality and terrorism	1	2	3	4	5
(571)	2	Lowers life standards in the European Union	1	2	3	4	5
(572)	3	Enriches Europe's cultural diversity	1	2	3	4	5
(573)	4	Facilitates mobility of people like students, businessmen, etc. within Europe	1	2	3	4	5

NEW

ASK QD11b TO SPLIT B - OTHERS GO TO QD12

QD11b And in social terms, the enlargement of the European Union...

(SHOW CARD WITH SCALE – ONE ANSWER PER LINE)

	(ROTATE – READ OUT)	Totally agree	Tend to agree	Tend to disagree	Totally disagree	DK
--	---------------------	---------------	---------------	------------------	------------------	----

(574)	1	Increases risks of criminal activities	1	2	3	4	5
(575)	2	Facilitates the expansion of European Union life standards and norms on the	1	2	3	4	5
(576)	3	Makes cultural identities and traditions disappear	1	2	3	4	5
(577)	4	Increases illegal immigration in Europe	1	2	3	4	5

NEW

ASK ALL

QD12 In your opinion, amongst the following, what would be the most important things in order to make any further enlargements of the European Union successful?

(SHOW CARD – READ OUT – MAX. 3 ANSWERS)

(578-588)

Clear political project for Europe	1,
Adequate support of the European Union for the preparation of candidate\ potential candidate countries	2,
Better knowledge and understanding between people in the European Union and in the candidate\ potential candidate	3,
Better involvement of citizens in the European Union and in the candidate\ potential candidate countries	4,
Public awareness of the benefits and challenges of European Union enlargements	5,
Respect of European Union commitments towards countries aspiring to become European Union members	6,
Reforms of the institutional functioning of the European Union	7,
Candidate\ potential candidate countries sharing European Union values and principles	8,
None of these (SPONTANEOUS)	9,
Other (SPONTANEOUS)	10,
DK	11,

NEW

QD13 We understand the Western Balkan countries as Croatia, the former Yugoslav Republic of Macedonia, Albania, Bosnia and Herzegovina, Serbia and Montenegro including Kosovo under UN administration. {13}In your opinion, which are the main challenges facing the Western Balkan countries and Turkey on their road to the European Union?

(SHOW CARD – READ OUT – MAX. 3 ANSWERS)

(589-599)

Adopting and implementing European Union norms and standards	1,
Reconciliation\ co-operation with neighbouring countries	2,
Ensuring economic development	3,
Addressing political instability	4,
Democracy	5,
Respect for human and minority rights	6,
Combating organize crime and corruption	7,
Sharing European values and principles	8,
None of these (SPONTANEOUS)	9,
Other (SPONTANEOUS)	10,
DK	11,

NEW

QD14 According to you, European Union accession of the Western Balkan countries would be...?

(SHOW CARD – READ OUT – ONE ANSWER ONLY)

	(600)
Primarily in the interest of the European Union	1
Primarily in the interest of my own country	2
Primarily in the interest of the Western Balkan countries	3
In the mutual interest of both the European Union and the Western Balkan countries	4
In the interest of other international players (e.g. USA, Russia, China...)	5
In interest of no one (SPONTANEOUS)	6
DK	7

NEW

QD15 According to you, European Union accession of Turkey would be...?

(SHOW CARD – READ OUT – ONE ANSWER ONLY)

	(601)
Primarily in the interest of the European Union	1
Primarily in the interest of my own country	2
Primarily in the interest of Turkey	3
In the mutual interest of both the European Union and Turkey	4
In the interest of other international players (e.g. USA, Russia, China...)	5
In interest of no one (SPONTANEOUS)	6
DK	7

NEW

QD16 Once each of the following countries complies with all conditions set by the European Union, would you be strongly in favour, fairly in favour, fairly opposed or strongly opposed to the accession of each of them to the European Union? Once (INSERT COUNTRY) complies with

(SHOW CARD WITH SCALE – ONE ANSWER PER LINE)

(ROTATE – READ OUT)	Totally in favour	Fairly in favour	Fairly opposed	Totally opposed	DK
---------------------	-------------------	------------------	----------------	-----------------	----

(602)	1	The former Yugoslav Republic of Macedonia	1	2	3	4	5
(603)	2	Albania	1	2	3	4	5
(604)	3	Bosnia and Herzegovina	1	2	3	4	5
(605)	4	Serbia and Montenegro	1	2	3	4	5
(606)	5	Turkey	1	2	3	4	5
(607)	6	Croatia	1	2	3	4	5

NEW

QD17 As you may know, the European Union provides candidate and potential candidate countries with financial assistance aimed at helping them strengthen democracy, respect for human and minority rights, fight organized crime and corruption, develop their economies and adopt European Union norms and standards. In your opinion, this financial assistance would be eventually...

(SHOW CARD – READ OUT – ONE ANSWER ONLY)

Primarily in the interest of the European Union	(608) 1
Primarily in the interest of candidate and potential candidate countries	2
In the mutual interest of both the European Union and candidate and potential candidate countries	3
In interest of no one (SPONTANEOUS)	4
DK	5

NEW

Let's move on to another topic

QE1 For each of the following statements tell me whether, in your opinion, it is true or false.

(SHOW CARD – ONE ANSWER PER LINE)

(READ OUT) True. False. DK

(609)	1	The avian influenza virus can be transmitted between humans	1	2	3
(610)	2	Even when it is contaminated poultry is not a health risk if it is cooked	1	2	3
(611)	3	Human can catch avian influenza by touching contaminated birds	1	2	3
(612)	4	The vaccination against seasonal influenza is also effective against avian influenza	1	2	3
(613)	5	The avian influenza virus contained in an egg or present on its shell can be eliminated by prolonged cooking	1	2	3
(614)	6	If a chicken is contaminated by avian influenza on a farm, all the poultry on that farm must be destroyed immediately	1	2	3
(615)	7	It is not dangerous to eat the meat of a chicken vaccinated against avian influenza	1	2	3

NEW

QE2 Compared with six months ago, tell me whether you eat more or less or just as much ...?

(SHOW CARD WITH SCALE – ONE ANSWER PER LINE)

(READ OUT) More Less Just as much DK

(616)	1	Poultry meat	1	2	3	4
(617)	2	Eggs	1	2	3	4
(618)	3	Egg-based products	1	2	3	4

NEW

ASK QE3 and QE4 IF "EAT LESS POULTRY MEAT", CODE 2 IN QE2.1 - OTHERS GO TO QE5

QE3 Would you say that you intend to eat less poultry meat for ever or only on a temporary basis?

(READ OUT – ONE ANSWER ONLY)

(619)

For ever	1
Only on a temporary basis	2
DK	3

NEW

QE4 Which of the following reasons is the one that most explains your decision to eat less poultry meat?

(SHOW CARD – READ OUT – ONE ANSWER ONLY)

(620)

As you do not really know whether or not it is a health risk, as a precaution you prefer not to eat poultry meat	1
With everything one hears at the present time, you no longer want to eat poultry meat, but you do not think that there is any real risk	2
You are convinced that it is dangerous to eat poultry meat at the present time	3
Other (SPONTANEOUS)	4
DK	5

NEW

ASK ALL

QE5 For each of the following statements tell me whether, in your opinion, it is true or false.

(SHOW CARD – ONE ANSWER PER LINE)

(READ OUT) True. False. DK

	(READ OUT)	True.	False.	DK
(621)	1 European legislation exists which stipulates what protection measures must be taken by national governments in the event of an avian influenza epidemic	1	2	3
(622)	2 The European Union has a committee of veterinary experts	1	2	3
(623)	3 The European Union pays financial compensation to farmers that are obliged to cull their poultry to prevent the virus from spreading	1	2	3
(624)	4 The European Union has strict controls on poultry imports	1	2	3
(625)	5 There was a major avian influenza epidemic in 2003 in the European Union and it was successfully contained	1	2	3

NEW

QE6 For each of the following measures, tell me whether, in your opinion, it is already applied in the European Union.

(SHOW CARD – ONE ANSWER PER LINE)

(READ OUT) Yes No DK

(626)	1	Confining poultry within high-risk areas	1	2	3
(627)	2	Banning the importation of live poultry and poultry meat from countries outside the European Union where the presence of avian influenza has been	1	2	3
(628)	3	Banning live bird fairs/shows in high-risk areas	1	2	3
(629)	4	Creating a safety perimeter of 3km and a second of 10km around contaminated areas	1	2	3
(630)	5	Reinforcing disinfection measures in high-risk areas	1	2	3
(631)	6	Systematically culling all poultry on farms where a case of avian influenza has been detected	1	2	3

NEW

QE7 For each of the following statements, tell me whether you agree or disagree.

(SHOW CARD WITH SCALE – ONE ANSWER PER LINE)

(ROTATE – READ OUT) Totally agree Tend to agree Tend to disagree Totally disagree DK

(632)	1	The media disseminate clear information on avian	1	2	3	4	5
(633)	2	The European Union public authorities tell everything they know about avian influenza	1	2	3	4	5
(634)	3	The main concern of the European Union public authorities is the health of European Union citizens	1	2	3	4	5

NEW

Let's move on to another topic

QF1	Against the background of high energy prices, some are proposing to take new measures that will help people to reduce their consumption of energy. According to you, what should be the public authorities' priority to help people to reduce their consumption of energy?
-----	--

(READ OUT – MAX. 2 ANSWERS)

(635-640)

Provide more information on efficient use of energy	1,
Develop tax incentives to promote efficient use of energy	2,
Adopt higher efficiency standards for energy consuming equipment	3,
Control more strictly the application of existing energy efficiency standards	
Other (SPECIFY - SPONTANEOUS)	4,
DK	5,
	6,

EB64.2 QA64

ASK QF2a TO SPLIT A - OTHERS GO TO QF2b

QF2a	Would you be prepared to pay more for energy produced from renewable sources than for energy produced from other sources? (IF YES) How much more would you be prepared to pay?
------	--

(SHOW CARD – READ OUT – ONE ANSWER ONLY)

(641)

No, I am not prepared to pay more	1
Yes, I would pay up to 5% more	2
Yes, I would pay 6 to 10% more	3
Yes, I would pay 11 to 25% more	4
Yes, I would pay more than 25% more	5
DK	6

EB64.2 QA66a

ASK QF2b TO SPLIT B - OTHERS GO TO QF3

QF2b As you may know, we are now facing new energy challenges (like high energy prices, international obligations to reduce CO2 emissions) that could imply efforts from citizens. With which of the following propositions do you agree the most?

(SHOW CARD – READ OUT – ONE ANSWER ONLY)

(642)

As I do not intend to change my energy consumption habits, I would be prepared to pay more	1
As I intend to reduce my energy consumption, I would not be prepared to pay more	2
None of these (SPONTANEOUS)	3
I do not intend to change my energy consumption habits and I would not be prepared to pay more (SPONTANEOUS)	4
I intend to reduce my energy consumption and I would be prepared to pay more (SPONTANEOUS)	5
Other (SPECIFY - SPONTANEOUS)	6
DK	7

EB64.2 QA66b

ASK ALL

QF3 In order to respond to the new energy challenges that we have to face for the years to come, what is, according to you, the most appropriate level to take decisions?

(READ OUT – ONE ANSWER ONLY)

(643)

The European level	1
The national level	2
The local level	3
DK	4

EB64.2 QA67

DEMOGRAPHICS

D1 In political matters people talk of "the left" and "the right".How would you place your views on this scale?

(SHOW CARD) - (INT.: DO NOT PROMPT - IF CONTACT HESITATES, TRY AGAIN)

(644-645)

Left									Right	
1	2	3	4	5	6	7	8	9	10	

Refusal 11

DK 12

EB65.1 D1

NO QUESTIONS D2 TO D6

D7 Could you give me the letter which corresponds best to your own current situation?

(SHOW CARD - READ OUT - ONE ANSWER ONLY)

(646-647)

Married	1
Remarried	2
Unmarried, currently living with partner	3
Unmarried, having never lived with a partner	4
Unmarried, having previously lived with a partner, but now on my own	5
Divorced	6
Separated	7
Widowed	8
Other (SPONTANEOUS)	9
Refusal (SPONTANEOUS)	10

EB65.1 D7

D8 How old were you when you stopped full-time education?

(INT.: IF "STILL STUDYING", CODE '00')

(648-649)

--	--

EB65.1 D8

NO QUESTION D9

D10 Gender.

(650)

Male	1
Female	2

EB65.1 D10

D11	How old are you? (651-652)
	<input type="text"/>

EB65.1 D11

NO QUESTION D12 TO D14

ASK D15b ONLY IF NOT DOING ANY PAID WORK CURRENTLY - CODES 1 TO 4 IN D. 15. a.
--

D15a	What is your current occupation?
------	----------------------------------

D15b	Did you do any paid work in the past? What was your last occupation?
------	--

	(653-654)	(655-656)
	D15a	D15b
	CURRENT OCCUPATION	LAST OCCUPATION
NON-ACTIVE		
Responsible for ordinary shopping and looking after the home, or without any current occupation, not working	1	1
Student	2	2
Unemployed or temporarily not working	3	3
Retired or unable to work through illness	4	4
SELF EMPLOYED		
Farmer	5	5
Fisherman	6	6
Professional (lawyer, medical practitioner, accountant, architect, etc.)	7	7
Owner of a shop, craftsmen, other self-employed person	8	8
Business proprietors, owner (full or partner) of a company	9	9
EMPLOYED		
Employed professional (employed doctor, lawyer, accountant, architect)	10	10
General management, director or top management (managing directors, director general, other director)	11	11
Middle management, other management (department head, junior manager, teacher, technician)	12	12
Employed position, working mainly at a desk	13	13
Employed position, not at a desk but travelling (salesmen, driver, etc.)	14	14
Employed position, not at a desk, but in a service job (hospital, restaurant, police, fireman, etc.)	15	15
Supervisor	16	16
Skilled manual worker	17	17
Other (unskilled) manual worker, servant	18	18
NEVER DID ANY PAID WORK	19	19

EB65.1 D15a D15b

NO QUESTIONS D16 TO D24

D25 Would you say you live in a...?

(READ OUT)

(657)

Rural area or village	1
Small or middle sized town	2
Large town	3
DK	4

EB65.1 D25

NO QUESTIONS D26 TO D39

D40a Could you tell me how many people aged 15 years or more live in your household, yourself included?

INT.: READ OUT - WRITE DOWN)

(658-659)

--	--

EB65.1 D40a

D40b Could you tell me how many children less than 10 years old live in your household?

INT.: READ OUT - WRITE DOWN)

(660-661)

--	--

EB65.1 D40b

D40c Could you tell me how many children aged 10 to 14 years old live in your household?

INT.: READ OUT - WRITE DOWN)

(662-663)

--	--

EB65.1 D40c

D41 You personally, were you born...?

(SHOW CARD - READ OUT - ONE ANSWER ONLY)

(664)

In (OUR COUNTRY)	1
In another Member Country of the European Union	2
In Europe, but not in a Member Country of the European Union	3
In Asia, in Africa or in Latin America	4
In Northern America, in Japan or in Oceania	5
Refusal (SPONTANEOUS)	6

EB63.4 D41

D42 Which of these proposals corresponds to your situation?

(SHOW CARD - READ OUT - ONE ANSWER ONLY)

	(665)
Your mother and your father were born in (OUR COUNTRY)	1
One of your parents was born in (OUR COUNTRY) and the other was born in another Member State of the European Union	2
Your mother and your father were born in another Member State of the European Union	3
One of your parents was born in (OUR COUNTRY) and the other was born outside of the European Union	4
Your mother and your father were born outside the European Union	5
DK\Refusal (SPONTANEOUS)	6

EB65.1 D42

D43a Do you own a fixed telephone in your household?

D43b Do you own a personal mobile telephone?

	(666)	(667)
	D43a	D43b
	Fixed	Mobile
Yes	1	1
No	2	2

EB65.1 D43a D43b

D44 Do you consider yourself to be...?

(DO NOT READ - SHOW CARD - PRECODED LIST - ONE ANSWER ONLY)

	(668-669)
Catholic	1
Orthodox	2
Protestant	3
Other Christian	4
Jewish	5
Muslim	6
Sikh	7
Buddhist	8
Hindu	9
Atheist	10
Non believer\Agnostic	11
Other (SPONTANEOUS)	12
DK	13

EB64.3 D44

D45 Apart from weddings or funerals, about how often do you attend religious services?

(SHOW CARD - READ OUT - ONE ANSWER ONLY)

	(670)
More than once a week	1
Once a week	2
About once a month	3
About each 2 or 3 month	4
Only on special holy days	5
About once a year	6
Less often	7
Never	8
DK	9

EB64.3 D45

D46 Which of the following goods do you have?

(SHOW CARD - READ OUT - SEVERAL ANSWERS POSSIBLE)

	(671-680)
Television	1,
DVD player	2,
Music CD player	3,
Computer	4,
An Internet connection at home	5,
A car	6,
An apartment \ a house which you have finished paying for	7,
An apartment \ a house which you are paying for	8,
None (SPONTANEOUS)	9,
DK	10,

EB65.1 D46

INTERVIEW PROTOCOLE

P1 DATE OF INTERVIEW

(681-682) (683-684)
DAY MONTH

EB65.1 P1

P2 TIME OF THE BEGINNING OF THE INTERVIEW

(INT.:USE 24 HOUR CLOCK)
(685-686) (687-688)
HOUR MINUTES

EB65.1 P2

P3 NUMBER OF MINUTES THE INTERVIEW LASTED

(689-691)
MINUTES

EB65.1 P3

P4 Number of persons present during the interview, including interviewer

	(692)
Two (interviewer and respondent)	1
Three	2
Four	3
Five or more	4

EB65.1 P4

P5 Respondent cooperation

	(693)
Excellent	1
Fair	2
Average	3
Bad	4

EB65.1 P5

P6 Size of locality

(LOCAL CODES)
(694-695)

EB65.1 P6

P7	Region
	(LOCAL CODES)
	(696-697)
	<input type="text"/>
	EB65.1 P7
P8	Postal code
	(698-705)
	<input type="text"/>
	EB65.1 P8
P9	Sample point number
	(706-713)
	<input type="text"/>
	EB65.1 P9
P10	Interviewer number
	(714-721)
	<input type="text"/>
	EB65.1 P10
P11	Weighting factor
	(722-729)
	<input type="text"/>
	EB65.1 P11

EUROBAROMETER "Standard" 65.2 TECHNICAL SPECIFICATIONS

Between the 27th of March and the 1st of May 2006, TNS Opinion & Social, a consortium created between Taylor Nelson Sofres and EOS Gallup Europe, carried out wave 65.2 of the EUROBAROMETER, on request of the EUROPEAN COMMISSION, Directorate-General Press and Communication, Opinion Polls.

The EUROBAROMETER "Standard" is part of wave 65.2 and covers the population of the respective nationalities of the European Union Member States, resident in each of the Member States and aged 15 years and over. The EUROBAROMETER "Standard" has also been conducted in the two acceding countries (Bulgaria and Romania) and in the two candidate countries (Croatia and Turkey) and in the Turkish Cypriot Community. In these countries, the survey covers the national population of citizens of the respective nationalities and the population of citizens of all the European Union Member States that are residents in those countries and have a sufficient command of one of the respective national language(s) to answer the questionnaire. The basic sample design applied in all states is a multi-stage, random (probability) one. In each country, a number of sampling points was drawn with probability proportional to population size (for a total coverage of the country) and to population density.

In order to do so, the sampling points were drawn systematically from each of the "administrative regional units", after stratification by individual unit and type of area. They thus represent the whole territory of the countries surveyed according to the EUROSTAT NUTS II (or equivalent) and according to the distribution of the resident population of the respective nationalities in terms of metropolitan, urban and rural areas. In each of the selected sampling points, a starting address was drawn, at random. Further addresses (every Nth address) were selected by standard "random route" procedures, from the initial address. In each household, the respondent was drawn, at random (following the "closest birthday rule"). All interviews were conducted face-to-face in people's homes and in the appropriate national language. As far as the data capture is concerned, CAPI (*Computer Assisted Personal Interview*) was used in those countries where this technique was available.

ABBREVIATIONS	COUNTRIES	INSTITUTES	N° INTERVIEWS	FIELDWORKDATES		POPULATION 15+
BE	Belgium	TNS Dimarso	1.020	28/03/2006	26/04/2006	8.598.982
CZ	Czech Rep.	TNS Aisa	1.068	29/03/2006	14/04/2006	8.571.710
DK	Denmark	TNS Gallup DK	1.008	29/03/2006	01/05/2006	4.380.063
DE	Germany	TNS Infratest	1.526	28/03/2006	23/04/2006	64.174.295
EE	Estonia	Emor	1.002	31/03/2006	24/04/2006	887.094
EL	Greece	TNS ICAP	1.000	28/03/2006	24/04/2006	8.674.230
ES	Spain	TNS Demoscopia	1.005	28/03/2006	24/04/2006	35.882.820
FR	France	TNS Sofres	1.020	30/03/2006	24/04/2006	44.010.619
IE	Ireland	TNS MRBI	1.003	30/03/2006	30/04/2006	3.089.775
IT	Italy	TNS Abacus	1.000	30/03/2006	01/05/2006	49.208.000
CY	Rep. of Cyprus	Synovate	507	31/03/2006	24/04/2006	552.213
CY(tcc)	Turkish Cypriot Comm.	KADEM	500	29/03/2006	15/04/2006	157.101
LV	Latvia	TNS Latvia	1.018	28/03/2006	23/04/2006	1.394.351
LT	Lithuania	TNS Gallup Lithuania	1.019	31/03/2006	23/04/2006	2.803.661
LU	Luxembourg	TNS ILReS	503	27/03/2006	24/04/2006	367.199
HU	Hungary	TNS Hungary	1.020	04/04/2006	25/04/2006	8.503.379
MT	Malta	MISCO	500	28/03/2006	21/04/2006	322.917
NL	Netherlands	TNS NIPO	1.009	04/04/2006	25/04/2006	13.242.328
AT	Austria	Österreichisches Gallup-Institute	1.017	31/03/2006	20/04/2006	6.679.444
PL	Poland	TNS OBOP	1.000	30/03/2006	26/04/2006	31.610.437
PT	Portugal	TNS EUROTESTE	1.002	31/03/2006	24/04/2006	8.080.915
SI	Slovenia	RM PLUS	1.033	30/03/2006	26/04/2006	1.663.869
SK	Slovakia	TNS AISA SK	1.078	31/03/2006	19/04/2006	4.316.438
FI	Finland	TNS Gallup Oy	1.006	27/03/2006	26/04/2006	4.279.286
SE	Sweden	TNS GALLUP	1.017	28/03/2006	24/04/2006	7.376.680
UK	United Kingdom	TNS UK	1.312	27/03/2006	26/04/2006	47.685.578
BG	Bulgaria	TNS BBSS	1.015	27/03/2006	10/04/2006	6.695.512
RO	Romania	TNS CSOP	1.007	27/03/2006	27/04/2006	18.145.036
HR	Croatia	Puls	1.000	29/03/2006	25/04/2006	3.682.826
TR	Turkey	TNS PIAR	1.005	29/03/2006	26/04/2006	47.583.830
TOTAL			29.220	27/03/2006	01/05/2006	442.620.588

For each country a comparison between the sample and the universe was carried out. The Universe description was derived from Eurostat population data or from national statistics offices. For all countries surveyed, a national weighting procedure, using marginal and intercellular weighting, was carried out based on this Universe description. In all countries, gender, age, region and size of locality were introduced in the iteration procedure. For international weighting (i.e. EU averages), TNS Opinion & Social applies the official population figures as provided by EUROSTAT or national statistic offices. The total population figures for input in this post-weighting procedure are listed above.

Readers are reminded that survey results are estimations, the accuracy of which, everything being equal, rests upon the sample size and upon the observed percentage. With samples of about 1,000 interviews, the real percentages vary within the following confidence limits:

Observed percentages	10% or 90%	20% or 80%	30% or 70%	40% or 60%	50%
Confidence limits	± 1.9 points	± 2.5 points	± 2.7 points	± 3.0 points	± 3.1 points