



Candidate Countries Eurobarometer

EUROBAROMETER CC-EB 2003.2

PUBLIC OPINION IN THE CANDIDATE COUNTRIES

Fieldwork: May 2003

Publication: June 2003

HIGHLIGHTS

Candidate Countries Eurobarometer 2003.2 – Gallup Organisation Hungary

This survey was requested and coordinated by the Directorate General
Press and Communication

This document does not represent the point of view of the European Commission.
The interpretations and opinions contained in it are solely those of the authors.

Preface

This Candidate Countries Eurobarometer about the public opinion regarding the European Union in the 13 candidate countries (wave CCEB 2003.2, 12,098 people interviewed face-to-face between May 2 and May 31, 2003) reveals that:

- Citizens in the 2004 member states are increasingly optimistic about the EU membership of their country, are now much more supportive to each others' membership as well. But they have growing concerns if current member states are welcoming them in the Union. In most countries the citizens already approved their membership to the EU. Estonians, who are to vote on EU accession in September, are the most divided on the issue of EU membership with as many as 39% among likely voters currently opposing it.
- As a result of the generously funded mobilisation and information campaigns related to recent referenda, citizens in the candidate counties have now a sensibly higher understanding of what the European Union means, and are also more favourable opinions towards its institutions
- In the shed of the war on Iraq, the people of the candidate countries stand firmly behind common and articulated European presence on the world stage, as they support all the measures related to CFSP including the setting up of a European army and having a European Foreign minister. The acceptance of joint EU decision-making in defence matters increased significantly since the autumn of 2002 as well. In all of the candidate countries the European Union has much higher regard as than the US, and citizens believe that the EU foreign policy should be independent from that of the United States
- Finally, candidate citizens favour the European Union to have a Constitution, but they have more controversial views as far as the content is concerned. Citizens disapprove the abolishing of the rule for having at least one Commissioner from each member state (and they do not fear that it would make the Union inefficient). They are also reluctant to give up their right of veto in order to preserve "essential national interests". Citizens favour a more tight EP control over the Commission and the President, but they do not desire to elect the President directly.

(CC-13 stands for the whole candidate region, 2004 members are those countries that are to join the Union next May, and CC-3 is the group of countries that will remain candidates after the 2004 enlargement as well: Bulgaria, Romania, and Turkey)

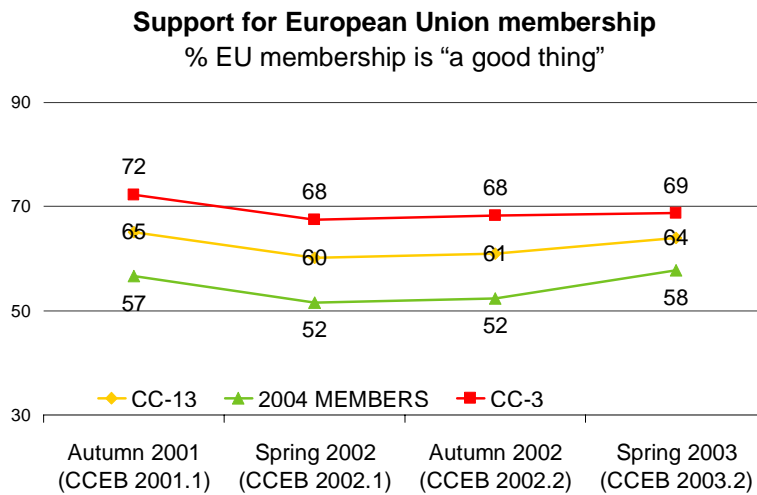
The Candidate Countries Eurobarometer surveys are conducted twice a year.

Key indicators arising out of each wave are published soon after the completion of the fieldwork, followed within a few months by the complete set of results.

The complete report of Candidate Countries Eurobarometer 2003.2 will be available in July 2003.

With the sudden acceleration over the last six months of the integration process in the 10 accession countries, general support for the EU has increased significantly. However, in Bulgaria, Romania, and Turkey, the three countries that will not join the European Union in 2004, support is stable, and somewhat higher than it was six months ago.

Nearly two out of three people (64%) in the candidate countries now feel EU membership would be a “good thing” for their country. Support in the 10 accessing countries has grown from 52% to 58% since last September. A majority of citizens admit they are not well informed about their country’s accession process (52% in the 2004 member states and 62% in the total candidate region). However, the proportion of those in the accessing countries who feel well or very well informed increased from 33% to 46% in the recent months -- likely a result of the heavily funded EU membership campaigns conducted before the referendums.



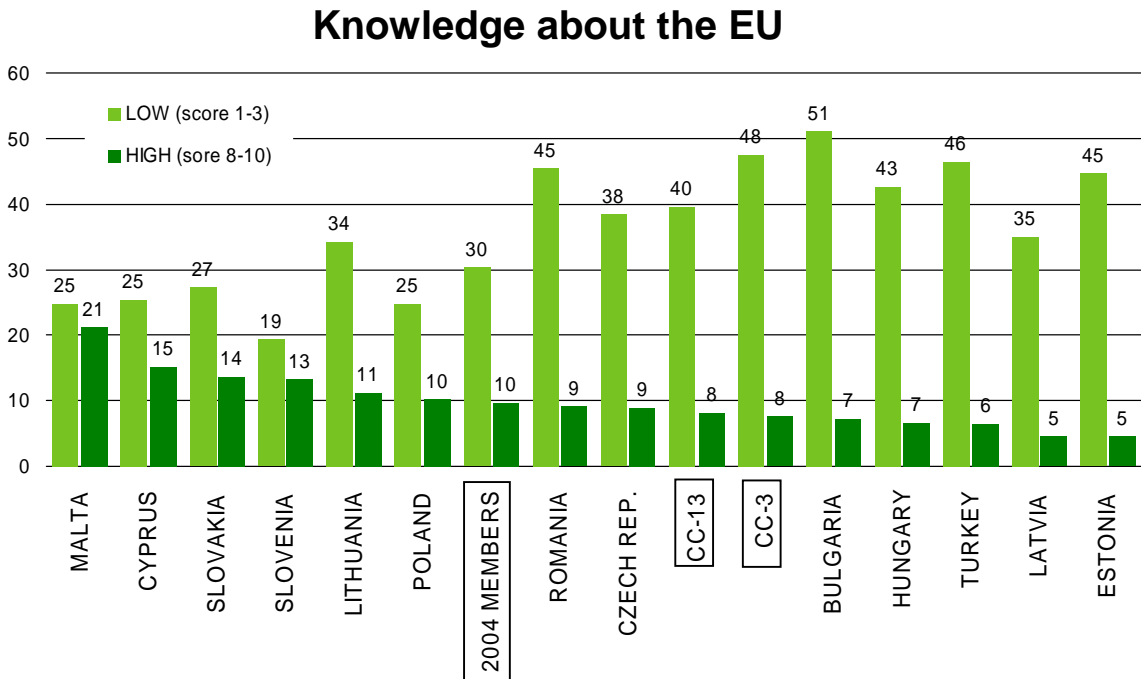
Support in the candidate region is largely stable or growing. Approval of EU membership has increased the most in the Republic of Cyprus (72% say membership is a “good thing”, a 25 percentage point increase), Lithuania (65%, +17), and in Slovenia (58%, +15). The Maltese are the least supportive of EU membership; 19% say it would be a “bad thing”. This also indicates a six-point drop in support since 2002 September, but a majority in Malta approve of EU membership.

In the countries that don’t exhibit overwhelming support, the dominant opinion is uncertainty rather than approval or lack of it: 42% of Estonians, 40% of Latvians, and 32% of Czech say that the membership will be neither good nor bad for their country.

Over the past six months we observed a slight decrease of Euro-optimism in Hungary (63%, -4), and in Romania (74%, -4). The spring 2003 survey found slight disillusionment only in these two countries - generally, there is an upbeat, increasingly favourable mood toward the EU everywhere in the region.

Despite a significant recent increase, many still have little knowledge of the EU

Forty percent, a four point drop, of citizens living in the candidate region think they have little knowledge about the European Union. Fewer than one in 10 people (8%, +0) believe they are knowledgeable in EU matters. Every seventh respondent (14%) claim they do not know anything at all about the Union. In the 10 countries that will join the European Union in May 2004, 10% (+2) say they know much about the EU, and 30% (-8) rate their knowledge as low.



In the accession countries, the Maltese, Cypriots, Slovaks, and the Slovenes are the likeliest to say they have a high level of information. The lowest perceptions of knowledge are in Estonia, Latvia, Turkey and Hungary. In the CC-13 as a whole, 5% (-2) claim they know nothing about the European Union.

Referendums hampered by low interest of citizens

As the last Candidate Countries Eurobarometer predicted, the major referendum problem in the accessing countries was not euro-scepticism, but low voter turnout. We predict the same for the last two referendums – even to the point of endangering a successful EU membership plebiscite. Thirty-eight percent of Latvians, and only a quarter (26%) of Estonians, absolutely promise to participate on the referendum. In Latvia, roughly twice as many plan to vote “for” (49%) than “against” (27%) the membership. The numbers are much closer in Estonia: 41% are currently for and 31% are against the EU accession. As was true in all accession countries, EU supporters are more likely to vote in Latvia and Estonia.

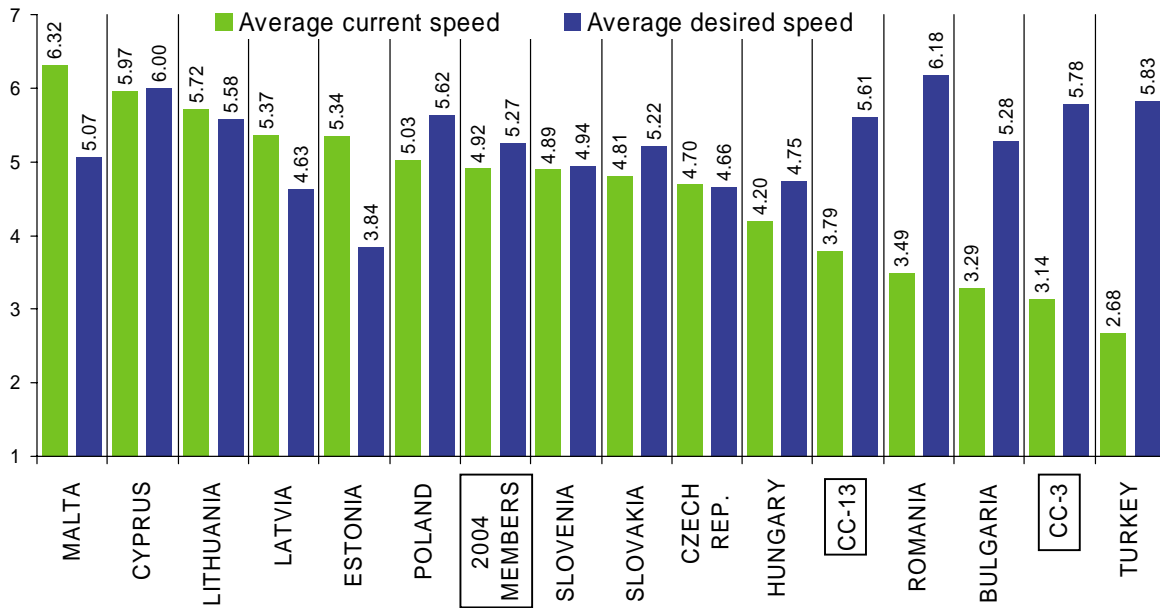
Trust towards the EU increases in the new member states, and prevails in those countries that won't join the 2004 round of the enlargement

The European Union is now considered significantly more trustworthy in the 10 accessing countries than it was half a year ago. With a seven percentage point increase, now almost two-thirds (64%) of the citizens trust the EU. On the CC-13 level, with a two-point increase, 61% now say they trust the EU. The highest points of increased trust are in Cyprus (78%, +23), Slovenia (68%, +16), Lithuania (67%, +15), and Poland (63%, +10). Turkey is losing trust – only 52% trust the EU, a two point decrease.

The public in the countries that will be full members in 2004 are satisfied with the speed of the accession process, while those who will not join the EU next year clearly expect a faster integration

In Turkey 34% (a seven point increase) characterize their country's accession process as "standing still", while 65% (an enormous 43 point increase) of the Maltese told us that their process of accession is "running as fast as possible".

The „Euro-dynamometer” Accession Process
Perceived current speed, desired speed



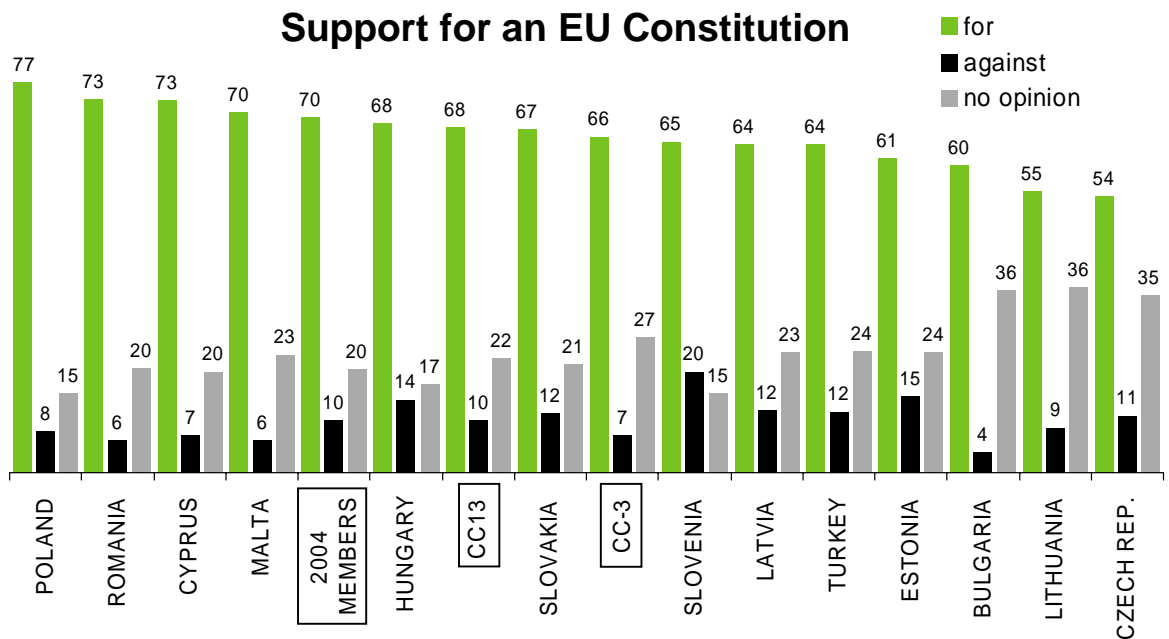
On average, the region's citizens rated the speed of their countries' accession process at 3.79 on a 7-point scale, only a little faster than they did a year ago (3.60). Until recently, most people wanted the process to move faster; now the citizens of the region show a small preference for slower progress than they did six months ago, dropping from an average of 5.87 in 2002 autumn to 5.61 now. Simultaneously, the perceived speed of accession in the 10 new members countries increased from 4.31 to 4.92, and the desired speed decreased from 5.35 to 5.27.

The gap between the speed at which the accession process is perceived to be progressing and the speed at which people want it to progress varies significantly from country to country. In most countries, citizens would like to see their country's accession process move faster than they think it does. The largest positive net differences are in Turkey, Romania, and Bulgaria. The Maltese,

Latvians, Estonians, and to some degree Lithuanians, think that the process has been over-accelerated, and they would prefer a slower pace. In Cyprus and the Czech Republic, the perceived and desired speeds match.

Candidate countries support a European Constitution and the euro

Sixty-eight percent (a three point increase) of the citizens in the candidate countries believe that the European Union should have a constitution. The new members states are slightly more adamant (70%). Slovenia shows the most opposition, 20%, but approximately one-third of the Lithuanian, Czech and Bulgarian citizens have no opinion on that subject.



Except to the Turks, the euro is attractive to citizens across the candidate region. In the whole region, 69% (+10) are in favour of changing their currency to the euro once their country joins the EU, 22% (-6) oppose such a change, and 11% (-2) are undecided. The highest levels of support for the euro were, we have found, in Slovenia, where the local currency is just a little more than a decade old (85%, +1). In each of the 2004 member countries, the majority support the switch from their national currency to the euro. Euro-opponents are the plurality in Turkey (47%, -3), are strong in Estonia (38%, +1) and Malta (34%, -1), and suddenly gained ground in the Czech Republic as well (34%, +8).

Candidate countries are more conservative in issues that challenge the basic structures, such as they are split on the issue of keeping or abandoning the right to veto, they prefer to keep national Commissioners, and do not want to change the name of the Union

There is no agreement in the candidate region about whether the enlarged European Union should keep its current consensual decision-making mechanism, or if it should switch to decision-making based on majority vote. On average, 41% (+2) of the candidate region prefer to keep unanimous vote, and reserve their country's future right to veto (V) However, 44% (+0) say that a majority vote (M) would better serve its future purposes. The citizens of the 2004 states much prefer the majority vote system (V: 36%, +2, M: 52%, +3), most notably those in Hungary, the Czech Republic, Poland, Slovakia, and to a lesser extent, Latvia. On the other hand, Romanians and the Maltese are keen supporters of unanimous decision-making, accompanied by the Turkish, Estonians and Lithuanians -- who also rather prefer a system in which even the smallest member state can exercise its right to veto.

CANDIDATE COUNTRIES EUROBAROMETER 2003.2, TREND INDICATORS

	Membership good thing ¹		Referendum about membership ²		Country benefit from membership ³		Personal benefit from membership ⁴		Trust in the European Union ⁵	
CC13	64	(+3)	72	(+3)	71	(+4)	54	(+2)	61	(+2)
<i>2004 COUNTRIES</i>	58	(+6)	68	(+7)	64	(+4)	44	(+3)	64	(+7)
BULGARIA	70	(+2)	74	(+0)	73	(+3)	48	(+7)	69	(+4)
CYPRUS	72	(+25)	84	(+26)	87	(+24)	54	(+17)	78	(+23)
CZECH REP.	47	(+4)	58	(+8)	51	(+3)	37	(+1)	55	(+4)
ESTONIA	32	(-0)	41	(+2)	42	(+1)	28	(-1)	48	(+5)
HUNGARY	63	(-4)	71	(-6)	72	(-4)	47	(-1)	76	(-0)
LATVIA	37	(+2)	49	(+4)	47	(+2)	34	(+1)	54	(+8)
LITHUANIA	65	(+17)	75	(+22)	69	(+15)	55	(+15)	67	(+15)
MALTA	51	(+6)	55	(+8)	59	(+10)	51	(+11)	55	(+5)
POLAND	61	(+9)	70	(+9)	66	(+7)	45	(+5)	63	(+10)
ROMANIA	74	(-4)	83	(-1)	77	(-1)	45	(-7)	77	(+2)
SLOVAKIA	59	(+1)	70	(+1)	67	(+2)	47	(+3)	67	(+5)
SLOVENIA	58	(+15)	79	(+17)	76	(+14)	45	(+12)	68	(+16)
TURKEY	67	(+2)	73	(+2)	75	(+2)	67	(-3)	52	(-2)

¹ Generally speaking, do you think that (COUNTRY)'s membership of the European Union would be...? (a good thing / a bad thing / neither good nor bad) [good thing] -- compared to: Autumn 2002

² And, if there were to be a referendum tomorrow on the question of (COUNTRY)'s membership of the European Union, would you personally vote for or against it? (for / against / would not vote (spontaneous)) [for] -- compared to: Autumn 2002

³ Taking everything into consideration, would you say that (COUNTRY) could get advantages or not from being a member of the European Union? (yes, it could / no, it couldn't) [yes, it could] -- compared to: Autumn 2002

⁴ Do you think that (COUNTRY) becoming a member of the European Union would bring you personally advantages, or not? (yes / no) [yes] -- compared to: Autumn 2002

⁵ For each of them, please tell me if you tend to trust it or tend not to trust it? -- the European Union (tend to trust / tend not to trust) [tend to trust] -- compared to: Autumn 2002

TABLES**TABLE 1. SUPPORT FOR EU MEMBERSHIP**

Question: Generally speaking, do you think that (COUNTRY)'s membership of the European Union would be...?
(READ OUT)

CC EB 2002.2	CC 13 AVERAGE	2004 COUNTRIES	Bulgaria	Cyprus	Czech Republic	Estonia	Hungary	Latvia
a good thing	64	58	70	72	47	32	63	37
a bad thing	8	8	3	4	13	16	7	15
neither good nor bad	20	26	17	21	32	42	23	40
DK - no opinion (spontaneous)	8	8	10	3	9	10	8	8
TOTAL	100	100	100	100	101	100	101	100
	Lithuania	Malta	Poland	Romania	Slovakia	Slovenia	Turkey	
a good thing	65	51	61	74	59	58	67	
a bad thing	9	19	7	2	5	7	11	
neither good nor bad	23	24	23	15	30	33	14	
DK - no opinion (spontaneous)	3	6	9	9	6	3	8	
TOTAL	100	100	100	100	100	101	100	

TABLE 2. KNOWLEDGE ABOUT THE EUROPEAN UNION

Question: Using this scale, how much do you feel you know about the European Union, its policies, its institutions?
(SHOW CARD WITH SCALE)

CC EB 2002.2	CC 13 AVERAGE	2004 COUNTRIES	Bulgaria	Cyprus	Czech Republic	Estonia	Hungary	Latvia
DK - no opinion (spontaneous)	2	1	2	0	2	1	0	1
knows nothing at all	14	5	14	7	7	6	12	4
2	11	10	20	7	15	14	15	13
3	14	15	17	12	17	25	16	18
4	13	15	14	12	16	17	16	18
5	20	22	12	21	16	17	20	21
6	10	12	7	12	10	9	10	10
7	7	9	5	14	10	6	5	10
8	4	6	4	11	6	3	5	3
9	2	2	1	2	2	1	1	1
knows a lot	2	2	3	3	1	1	1	1
TOTAL	99	99	99	101	102	100	101	100
	Lithuania	Malta	Poland	Romania	Slovakia	Slovenia	Turkey	
DK - no opinion (spontaneous)	6	1	0	3	1	0	3	
knows nothing at all	6	12	2	12	3	2	25	
2	11	5	8	17	11	7	9	
3	17	9	15	16	13	10	12	
4	14	8	15	11	16	12	11	
5	15	19	25	16	23	25	19	
6	10	12	14	8	9	17	8	
7	9	14	10	7	10	13	6	
8	8	12	6	6	7	8	3	
9	2	4	2	2	4	3	1	
knows a lot	1	5	2	2	2	2	2	
TOTAL	99	101	99	100	99	99	99	

TABLE 3. KNOWLEDGE OF BASIC FACTS ABOUT THE EUROPEAN UNION

Question: For each of the following statements about the European Union could you please tell me whether you think it is true or false?
(SHOW CARD WITH SCALE)

CC EB 2002.2 +: True -: False	CC 13 AVERAGE		2004 COUNTRIES		Bulgaria		Cyprus		Czech Republic		Estonia		Hungary		Latvia	
	+	-	+	-	+	-	+	-	+	-	+	-	+	-	+	-
The EU is made of 15 states	59	9	77	7	57	5	68	19	76	5	74	6	69	14	62	13
The European Community was created after WW1	19	25	22	35	15	14	17	34	24	31	25	27	20	35	33	24
The European flag is blue and with yellow stars	66	4	87	3	70	2	88	1	88	2	82	2	89	3	84	3
There are 15 stars on the European flag	50	12	61	17	45	7	59	16	59	15	64	8	53	22	51	20
The HQs of the EU are in Brussels, Strasbourg and Luxembourg	54	8	69	9	55	3	60	9	55	12	69	6	67	7	72	5
The members of the European Parliament are directly elected by	31	17	35	20	17	14	31	24	29	20	23	22	36	25	31	26
There is a President of the EU directly elected by all the cit	23	29	19	44	19	15	15	45	9	50	14	38	37	26	19	38
The EU has its own anthem	34	20	43	22	36	6	41	25	17	43	18	34	38	23	34	29
There are no borders between the EU	49	22	64	23	47	17	68	13	46	35	44	32	72	16	49	34
	Lithuania		Malta		Poland		Romania		Slovakia		Slovenia		Turkey			
	+	-	+	-	+	-	+	-	+	-	+	-	+	-	+	-
The EU is made of 15 states	66	9	80	11	82	5	51	6	77	7	72	7	42	14		
The European Community was created after WW1	29	19	24	30	19	39	20	14	28	31	27	36	16	19		
The European flag is blue and with yellow stars	85	2	98	1	86	3	61	4	92	1	89	2	44	7		
There are 15 stars on the European flag	46	23	52	28	65	15	42	6	65	18	56	18	40	8		
The HQs of the EU are in Brussels, Strasbourg and Luxembourg	56	12	73	12	76	7	54	3	61	14	55	20	36	9		
The members of the European Parliament are directly elected by	30	19	56	10	37	18	22	21	37	24	39	22	32	13		
There is a President of the EU directly elected by all the cit	19	33	27	29	18	47	20	27	15	52	24	37	29	15		
The EU has its own anthem	32	17	70	6	56	14	28	13	27	37	35	28	25	22		
There are no borders between the EU	63	16	68	11	67	21	34	33	61	26	79	12	39	17		

The difference between "+" and "-", and 100, is the percentage of "don't know" and "no answer" (not shown).

TABLE 4. INFORMATION ABOUT ACCESSION PROCESS

Question: And how well informed do you feel about (COUNTRY)'s accession process? Do you feel...?
(READ OUT)

CC EB 2002.2	CC 13 AVERAGE	2004 COUNTRIES	Bulgaria	Cyprus	Czech Republic	Estonia	Hungary	Latvia
Not at all informed	20	7	18	10	8	10	14	6
Not very well informed	42	45	49	43	52	61	52	56
Well informed	31	41	28	38	34	24	30	33
Very well informed	4	5	3	9	3	2	3	1
DK - no opinion (spontaneous)	3	2	3	0	3	3	1	4
TOTAL	100	100	101	100	100	100	100	100
	Lithuania	Malta	Poland	Romania	Slovakia	Slovenia	Turkey	
Not at all informed	8	12	4	15	10	3	36	
Not very well informed	48	29	40	49	49	29	36	
Well informed	34	49	48	28	34	59	20	
Very well informed	3	10	6	5	4	8	3	
DK - no opinion (spontaneous)	7	1	2	3	2	1	5	
TOTAL	100	101	100	100	99	100	100	

TABLE 5. REFERENDUM ABOUT EUROPEAN UNION MEMBERSHIP

Question: And, if there were to be a referendum tomorrow on the question of (COUNTRY)'s membership of the European Union, would you personally vote for or against it?

CC EB 2002.2	CC 13 AVERAGE	2004 COUNTRIES	Bulgaria	Cyprus	Czech Republic	Estonia	Hungary	Latvia
for	72	68	74	84	58	41	71	49
against	13	15	4	8	18	31	11	27
would not to go to vote (spontaneous)	6	8	8	2	15	15	13	9
DK - no opinion (spontaneous)	9	9	14	6	10	13	5	15
TOTAL	100	100	100	100	101	100	100	100
	Lithuania	Malta	Poland	Romania	Slovakia	Slovenia	Turkey	
for	75	55	70	83	70	79	73	
against	12	31	14	2	10	10	16	
would not to go to vote (spontaneous)	7	5	5	7	12	7	2	
DK - no opinion (spontaneous)	6	9	10	8	8	4	10	
TOTAL	100	100	99	100	100	100	101	

TABLE 7. LIKELIHOOD OF PARTICIPATION IN THE EU REFERENDUM

Question: And, using this card, can you tell me how likely it is that you would vote in a referendum on the question of (country)'s membership of the European Union?
(SHOW CARD WITH SCALE)

CC EB 2002.2	CC 13 AVERAGE	2004 COUNTRIES	Bulgaria	Cyprus	Czech Republic	Estonia	Hungary	Latvia
DK - no opinion (spontaneous)	6	4	11	3	6	7	1	9
will definitively not vote	7	8	7	4	12	13	13	12
2	3	3	3	1	4	6	3	3
3	2	3	2	3	3	7	2	3
4	2	2	1	2	3	4	2	1
5	5	6	4	7	5	8	6	6
6	4	4	4	3	4	5	2	5
7	5	5	4	5	7	7	4	6
8	8	7	8	8	9	9	6	8
9	10	7	6	9	12	8	6	10
will definitively vote	49	52	49	55	36	26	56	38
TOTAL	101	101	99	100	101	100	101	101
	Lithuania	Malta	Poland	Romania	Slovakia	Slovenia	Turkey	
DK - no opinion (spontaneous)	7	5	3	6	3	2	7	
will definitively not vote	7	6	5	6	12	9	6	
2	3	1	2	2	4	2	3	
3	2	1	3	3	3	1	2	
4	1	1	2	2	1	2	1	
5	2	5	7	3	7	5	4	
6	1	1	4	3	4	4	4	
7	3	2	6	4	3	4	5	
8	5	3	6	6	7	6	10	
9	9	6	5	6	11	6	14	
will definitively vote	60	69	57	58	44	57	43	
TOTAL	100	100	100	99	99	98	99	

TABLE 8. BENEFIT FROM EU MEMBERSHIP, FOR THE COUNTRY

Question: Taking everything into consideration, would you say that (COUNTRY) could get advantages or not from being a member of the European Union?

CC EB 2002.2	CC 13 AVERAGE	2004 COUNTRIES	Bulgaria	Cyprus	Czech Republic	Estonia	Hungary	Latvia
yes, it could	71	64	73	87	51	42	72	47
no, it could not	15	20	7	5	27	33	14	29
DK - no opinion (spontaneous)	14	16	21	8	22	24	14	24
TOTAL	100	100	101	100	100	99	100	100
	Lithuania	Malta	Poland	Romania	Slovakia	Slovenia	Turkey	
yes, it could	69	59	66	77	67	76	75	
no, it could not	13	26	20	5	19	14	14	
DK - no opinion (spontaneous)	17	15	14	18	14	11	11	
TOTAL	99	100	100	100	100	101	100	

TABLE 9. PERSONAL BENEFIT FROM EU MEMBERSHIP

Question: Do you think that (COUNTRY) becoming a member of the European Union would bring you personally advantages, or not?

CC EB 2002.2	CC 13 AVERAGE	2004 COUNTRIES	Bulgaria	Cyprus	Czech Republic	Estonia	Hungary	Latvia
yes	54	44	48	54	37	28	47	34
no	29	36	33	28	42	48	37	44
DK - no opinion (spontaneous)	17	19	19	18	20	24	16	23
TOTAL	100	99	100	100	99	100	100	101
	Lithuania	Malta	Poland	Romania	Slovakia	Slovenia	Turkey	
yes	55	51	45	45	47	45	67	
no	17	31	35	29	34	45	20	
DK - no opinion (spontaneous)	28	18	19	26	19	10	13	
TOTAL	100	100	99	100	100	100	100	

TABLE 10A. PERCEIVED CURRENT SPEED OF ACCESSION PROCESS

Question: In your opinion, what is the current speed of the accession process? Please look at these figures. No 1 is standing still, No 7 is running as fast as possible. Choose the one which best corresponds with your opinion of the current speed of the accession process. (SHOW CARD WITH SCALE)

CC EB 2002.2	CC 13 AVERAGE	2004 COUNTRIES	Bulgaria	Cyprus	Czech Republic	Estonia	Hungary	Latvia
standing still	15	1	5	1	1	1	1	2
2	11	3	18	1	4	1	6	2
3	14	12	25	2	12	7	22	7
4	18	21	21	7	22	16	28	14
5	14	21	10	18	24	23	22	22
6	7	13	2	27	12	21	7	15
running as fast as possible	11	19	2	41	12	22	7	30
DK - no opinion (spontaneous)	11	9	18	3	12	10	7	9
TOTAL	101	99	101	100	99	101	100	101
	Lithuania	Malta	Poland	Romania	Slovakia	Slovenia	Turkey	
standing still	1	1	1	7	1	2	34	
2	1	1	3	14	3	3	17	
3	5	1	11	21	11	11	14	
4	12	6	20	22	23	24	12	
5	14	12	20	14	21	26	7	
6	15	12	15	3	15	12	2	
running as fast as possible	39	65	22	3	14	19	6	
DK - no opinion (spontaneous)	13	2	8	17	12	4	10	
TOTAL	100	100	100	101	100	101	102	

TABLE 10B. DESIRED SPEED OF ACCESSION PROCESS

Question: And which corresponds best to the speed you would like?
(SHOW SAME CARD)

CC EB 2002.2	CC 13 AVERAGE	2004 COUNTRIES	Bulgaria	Cyprus	Czech Republic	Estonia	Hungary	Latvia
standing still	5	4	1	2	8	9	4	11
2	3	4	3	2	6	9	4	7
3	4	6	6	3	7	19	9	8
4	8	12	11	5	12	19	20	11
5	12	17	21	13	18	15	22	15
6	16	17	17	22	16	8	20	12
running as fast as possible	41	29	21	50	16	6	13	23
DK - no opinion (spontaneous)	11	12	20	3	17	15	8	13
TOTAL	100	101	100	100	100	100	100	100
	Lithuania	Malta	Poland	Romania	Slovakia	Slovenia	Turkey	
standing still	4	11	3	1	2	5	7	
2	3	7	3	1	3	5	2	
3	5	4	4	2	6	8	3	
4	8	12	11	4	13	15	5	
5	12	9	15	10	18	19	8	
6	11	8	17	17	22	17	13	
running as fast as possible	39	41	38	49	21	22	54	
DK - no opinion (spontaneous)	18	8	11	15	16	8	8	
TOTAL	100	100	102	99	101	99	100	

TABLE 11. TRUST IN THE EUROPEAN UNION

Question: And, for each of them, please tell me if you tend to trust it or tend not to trust it? - The European Union (READ OUT)

CC EB 2002.2	CC 13 AVERAGE	2004 COUNTRIES	Bulgaria	Cyprus	Czech Republic	Estonia	Hungary	Latvia
tend to trust	61	64	69	78	55	48	76	54
tend not to trust	26	19	13	13	25	32	17	31
DK - no opinion (spontaneous)	13	17	18	9	19	19	8	15
TOTAL	100	100	100	100	99	99	101	100
	Lithuania	Malta	Poland	Romania	Slovakia	Slovenia	Turkey	
tend to trust	67	55	63	77	67	68	52	
tend not to trust	14	31	17	11	21	17	40	
DK - no opinion (spontaneous)	19	15	20	12	12	15	8	
TOTAL	100	101	100	100	100	100	100	

TABLE 12. SUPPORT FOR AN EUROPEAN UNION CONSTITUTION

Question: Do you think that the European Union should or should not have a constitution?

CC EB 2002.2	CC 13 AVERAGE	2004 COUNTRIES	Bulgaria	Cyprus	Czech Republic	Estonia	Hungary	Latvia
should	68	70	60	73	54	61	68	64
should not	10	10	4	7	11	15	14	12
DK - no opinion (spontaneous)	22	20	36	20	35	24	17	23
TOTAL	100	100	100	100	100	100	99	99
	Lithuania	Malta	Poland	Romania	Slovakia	Slovenia	Turkey	
should	55	70	77	73	67	65	64	
should not	9	6	8	6	12	20	12	
DK - no opinion (spontaneous)	36	23	15	20	21	15	24	
TOTAL	100	99	100	99	100	100	100	

TABLE 13. SUPPORT FOR THE EURO

Question: Are you for or against the European Union having one European currency in all member states, including (OUR COUNTRY) once we have joined? That is, replacing the (NAME OF NATIONAL CURRENCY) by the European currency, the Euro ? Are you... ?

(READ OUT)

CC EB 2002.2	CC 13 AVERAGE	2004 COUNTRIES	Bulgaria	Cyprus	Czech Republic	Estonia	Hungary	Latvia
very much against	15	8	5	7	12	16	7	11
somewhat against	14	12	4	14	21	22	9	17
somewhat for	31	36	23	33	31	36	43	40
very much for	29	32	50	37	23	16	30	18
Neither for, nor against (SPONTANEUS)	5	7	10	6	8	5	9	11
DK - no opinion	6	5	9	2	5	4	2	4
TOTAL	100	100	101	99	100	99	100	101
	Lithuania	Malta	Poland	Romania	Slovakia	Slovenia	Turkey	
very much against	7	22	7	6	5	2	28	
somewhat against	15	12	10	5	11	8	19	
somewhat for	42	20	35	33	38	44	26	
very much for	19	34	38	44	32	41	17	
Neither for, nor against (SPONTANEUS)	11	8	5	6	10	3	3	
DK - no opinion	6	4	5	6	5	2	7	
TOTAL	100	100	100	100	101	100	100	

CANDIDATE COUNTRIES EUROBAROMETER 2003.2, TREND INDICATORS

	Membership good thing ¹		Referendum about membership ²		Country benefit from membership ³		Personal benefit from membership ⁴		Trust in the European Union ⁵	
CC13	64	(+3)	72	(+3)	71	(+4)	54	(+2)	61	(+2)
<i>2004 COUNTRIES</i>	58	(+6)	68	(+7)	64	(+4)	44	(+3)	64	(+7)
BULGARIA	70	(+2)	74	(+0)	73	(+3)	48	(+7)	69	(+4)
CYPRUS	72	(+25)	84	(+26)	87	(+24)	54	(+17)	78	(+23)
CZECH REP.	47	(+4)	58	(+8)	51	(+3)	37	(+1)	55	(+4)
ESTONIA	32	(-0)	41	(+2)	42	(+1)	28	(-1)	48	(+5)
HUNGARY	63	(-4)	71	(-6)	72	(-4)	47	(-1)	76	(-0)
LATVIA	37	(+2)	49	(+4)	47	(+2)	34	(+1)	54	(+8)
LITHUANIA	65	(+17)	75	(+22)	69	(+15)	55	(+15)	67	(+15)
MALTA	51	(+6)	55	(+8)	59	(+10)	51	(+11)	55	(+5)
POLAND	61	(+9)	70	(+9)	66	(+7)	45	(+5)	63	(+10)
ROMANIA	74	(-4)	83	(-1)	77	(-1)	45	(-7)	77	(+2)
SLOVAKIA	59	(+1)	70	(+1)	67	(+2)	47	(+3)	67	(+5)
SLOVENIA	58	(+15)	79	(+17)	76	(+14)	45	(+12)	68	(+16)
TURKEY	67	(+2)	73	(+2)	75	(+2)	67	(-3)	52	(-2)

¹ Generally speaking, do you think that (COUNTRY)'s membership of the European Union would be...? (a good thing / a bad thing / neither good nor bad) [good thing] -- compared to: Autumn 2002

² And, if there were to be a referendum tomorrow on the question of (COUNTRY)'s membership of the European Union, would you personally vote for or against it? (for / against / would not vote (spontaneous)) [for] -- compared to: Autumn 2002

³ Taking everything into consideration, would you say that (COUNTRY) could get advantages or not from being a member of the European Union? (yes, it could / no, it couldn't) [yes, it could] -- compared to: Autumn 2002

⁴ Do you think that (COUNTRY) becoming a member of the European Union would bring you personally advantages, or not? (yes / no) [yes] -- compared to: Autumn 2002

⁵ For each of them, please tell me if you tend to trust it or tend not to trust it? -- the European Union (tend to trust / tend not to trust) [tend to trust] -- compared to: Autumn 2002

TABLES**TABLE 14. PREFERRED DECISION-MAKING MECHANISM OF THE ENLARGED EUROPEAN UNION**

Question: After the planned enlargement of the European Union, the number of member states will increase from 15 to more than 25. In your opinion, should European Unions decisions then be made ... ?

(SHOW CARD - READ OUT - ONE ANSWER ONLY)

CC EB 2002.2	CC 13 AVERAGE	2004 COUNTRIES	Bulgaria	Cyprus	Czech Republic	Estonia	Hungary	Latvia
unanimously by all member states	41	36	29	49	28	41	32	36
by a majority of the member states	44	52	46	43	57	46	57	50
DK - no opinion (spontaneous)	15	11	24	8	15	13	11	14
TOTAL	100	99	99	100	100	100	100	100
	Lithuania	Malta	Poland	Romania	Slovakia	Slovenia	Turkey	
unanimously by all member states	42	60	38	58	37	46	42	
by a majority of the member states	34	28	53	28	51	47	39	
DK - no opinion (spontaneous)	25	12	9	13	12	7	19	
TOTAL	101	100	100	99	100	100	100	