MARINE CLUSTER BULGARIA

Blue Growth in Black Sea - what can be done better?

Smart and Blue – new opportunities for the blue economy of the Black Sea
Second Black Sea Stakeholder Conference

24.03.2015
Hotel Balkan, Sofia

Ilze Atanasova
Chair of the Board of MCB

ABOUT US

- NGO
- SMEs
- Universities
- R&D Centre
- Branch Associations

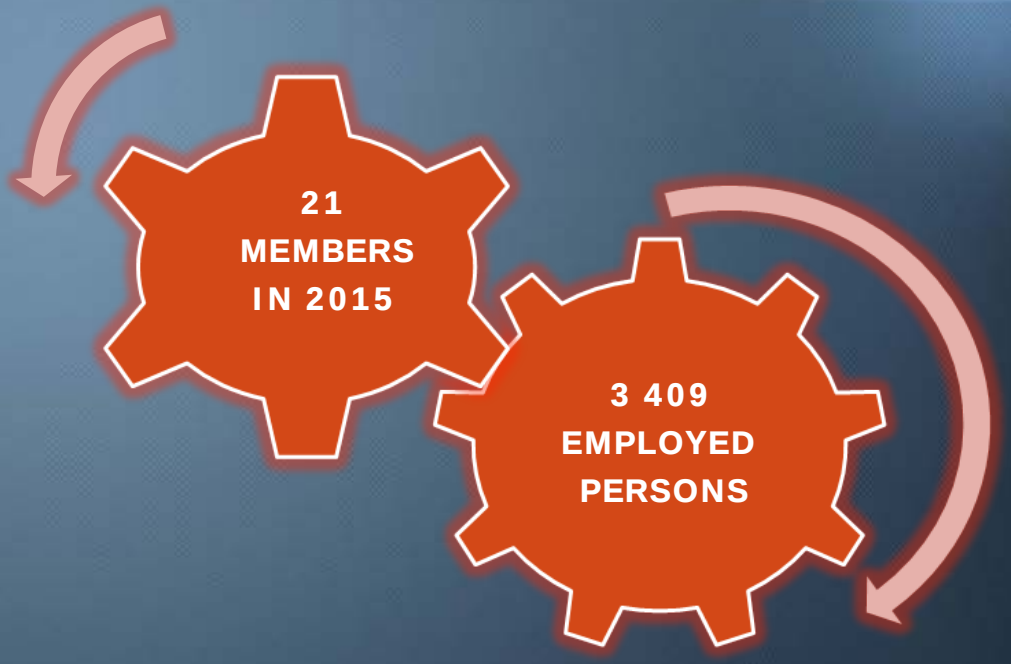

We are a member of :

The European Network of Maritime Clusters
The Association of Business Clusters in Bulgaria
Bulgarian Industrial Capital Association

Member of ENMC European Network of Maritime Clusters

Association of Business Clusters

АСОЦИАЦИЯ НА ИНДУСТРИАЛНИЯ КАПИТАЛ В БЪЛГАРИЯ

OUR ACTIVITIES

- Establishment of an educational center for training in marine logistics and trading operations in the Technical University – Varna
- International presentation and promotion of MCB members
- Participation in international maritime exhibitions
- Common R&D investigations and projects;
- Successful integration of MCB in European and international maritime structures
- Creating a common Bulgarian brand in maritime design
- Annual analysis of economic data for the state of the national maritime sector



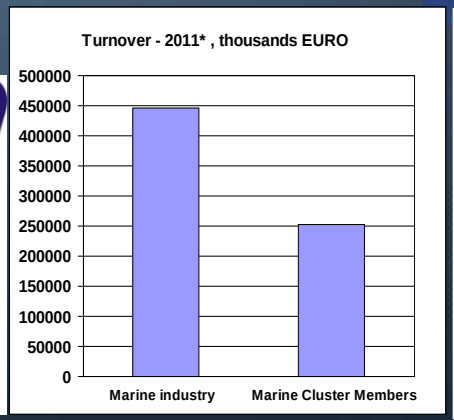

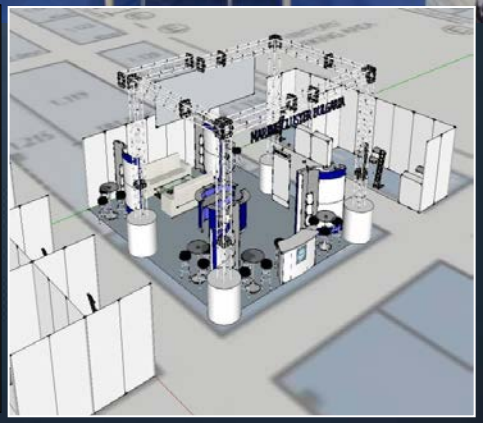

MARITIME INDUSTRY STRUCTURE

BULGARIAN MARITIME INDUSTRY
Shipbuilding

Before 1990, the Bulgarian shipbuilding industry, engaging 3% of national labor force and 4% of national industrial capacity , provided 30-40 % of the total national export abroad.

Until recently, the Bulgarian shipbuilding industry has launched more than 850 ships for 27 countries, trading worldwide under the flags of over 22 countries.

SHIPBUILDING IN SEA EUROPE COUNTRIES DURING 2012 IN CGT

	Orderbook		Completions		New orders	
	N°	CGT	N°	CGT	N°	CGT
BULGARIA	0	0	1	16.119	0	0
CROATIA	15	174.204	15	199.354	6	52.038
DENMARK	13	36.507	5	18.411	7	19.331
FINLAND	7	58.878	6	68.715	1	109.182
FRANCE	16	408.602	9	151.990	13	211.747
GERMANY	55	1.527.334	26	519.109	18	494.892
GREECE	0	0	0	0	0	0
ITALY	28	824.501	6	355.032	11	169.808
LITHUANIA	14	74.939	5	16.861	5	31.519
NETHERLANDS	188	824.512	113	404.207	75	240.832
NORWAY	111	1.258.000	54	519.012	78	949.285
POLAND	24	166.547	15	133.653	9	76.368
PORTUGAL	6	47.780	9	19.977	0	0
ROMANIA	35	387.822	24	230.424	19	113.325
SPAIN	57	313.426	20	93.405	39	182.211
UNITED KINGDOM	0	0	10	50.523	0	0
TOTAL	569	6.103.052	318	2.796.792	281	2.650.538

Source: SEA Europe

Source: http://dolphin1.bg/Ship-building-Bulgaria.php
http://www.bulyard.com/en/

BULGARIAN MARITIME INDUSTRY
Ship repair



Source: http://dolphin1.bg/Ship-building-Bulgaria.php
http://www.bulyard.com/en/
http://www.odessos-yard.bg/
http://varna.terem.bg/

BULGARIAN MARITIME INDUSTRY
Shipping

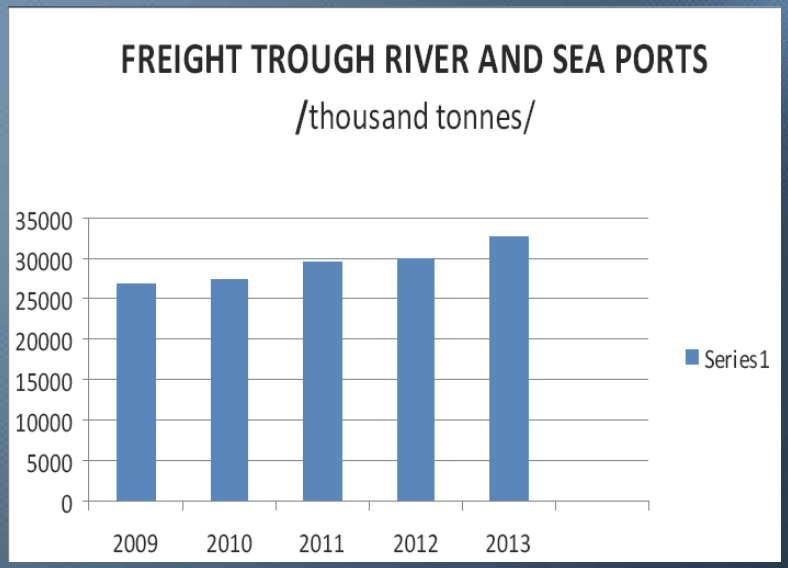

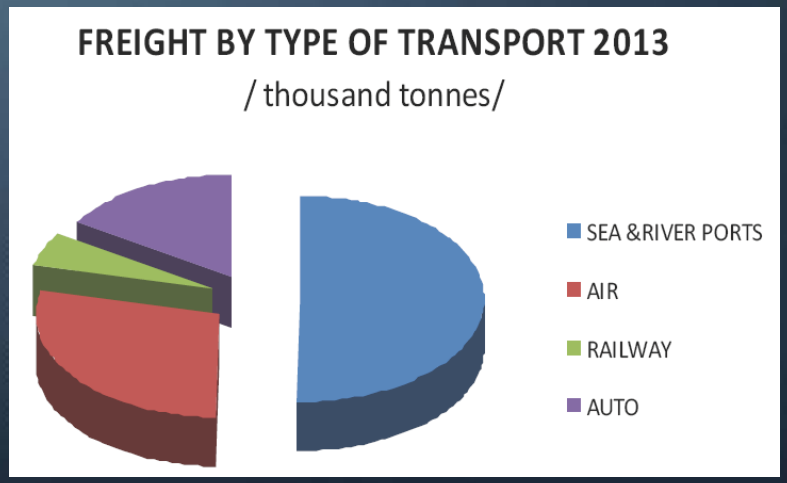

BULGARIAN MARITIME INDUSTRY
Research

- Bulgarian Ship Hydrodynamics Centre (BSHC) – Varna at Institute of Metal Science, Equipment and Facilities “Acad. Angel Balevski”
- Institute of Oceanology – Bulgarian Academy of Science (IO-BAS)
- Institute of Fishery Resources (IFR)
- High Technology Park – TU Varna (HTP-TUV)
- Scientific and Technical Unions – Varna (STUV)
- Technical University of Varna
- N.Y. Vaptzarov Naval Academy
- "Angel Kanchev" University of Ruse (UR)
- “Prof. D-r. Assen Zlatarov” University of Burgas (UB)

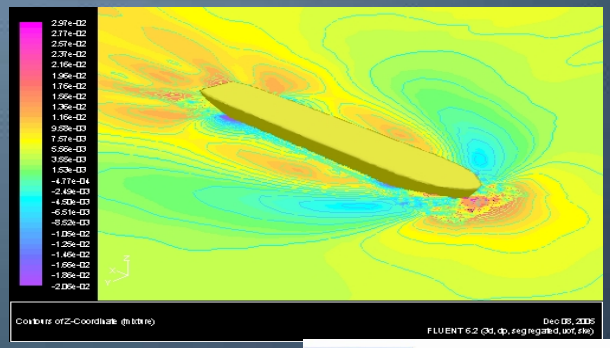





MARSTRUCT

Network of Excellence on Marine Structures

STREP PROJECT

HANDLING WAVES

Decision Support System for Ship Operation in Rough Weather

SAFERELNET

SILENV

BULGARIAN MARITIME INDUSTRY
Specific R&D topics



Exploration of Khan Asparuch oilfield







Anti-terrorist monitoring and prevention



Sea & coastal monitoring solutions



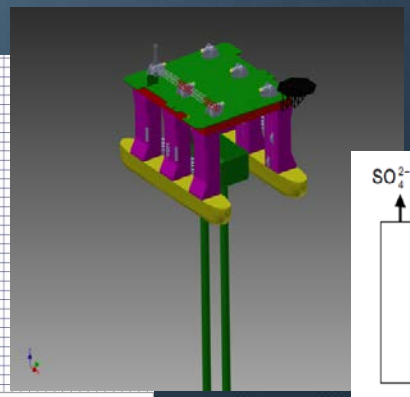

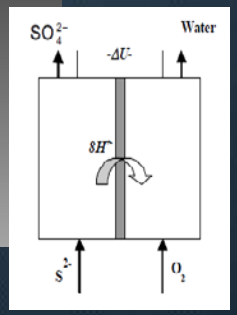

Extraction of deep water sulfur

BULGARIAN MARITIME INDUSTRY
Specific R&D topics

Energy saving devices

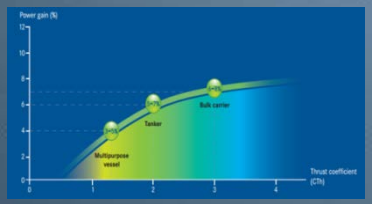

Flooding risk assessment

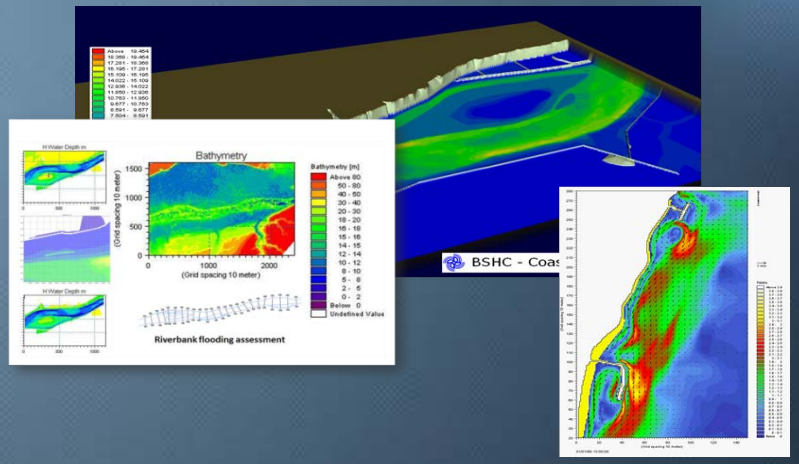

Aquacultures

Marine energy renewables



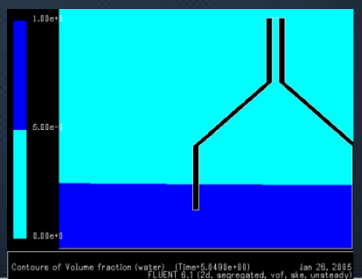

MAIN CHALENGES IN BULGARIAN MARITIME INDUSTRY

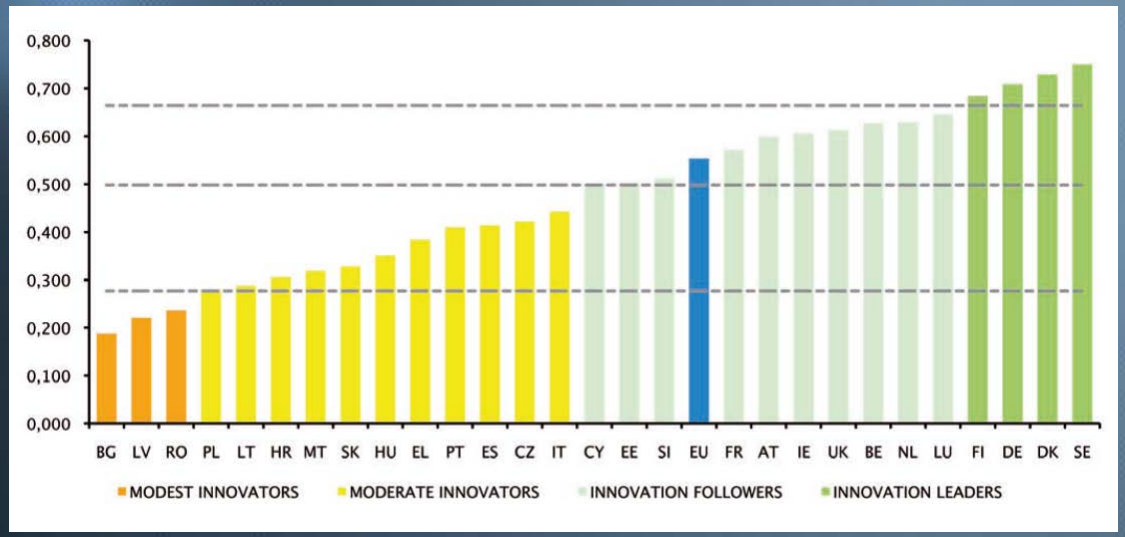

EU Member States' innovation performance

Source: Innovation Union Scoreboard, 2014, EU

Country-specific thematic areas

According to "Innovative Strategy for Smart Specialization 2014-2020" - Version 22.12.2014 of

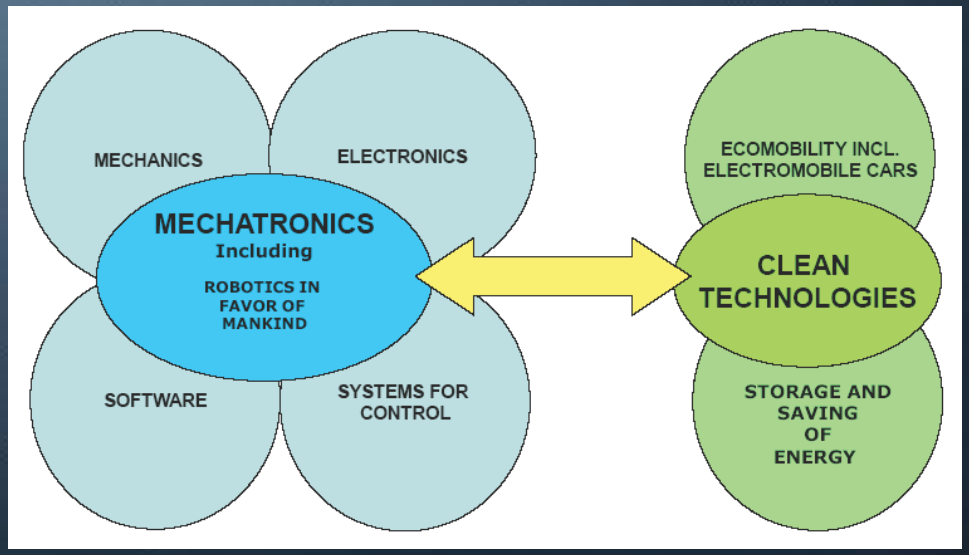

R&D strategy for European competitiveness, innovation and the meeting of regulations

Source: Manzon, L. Blue Growth in the Black Sea region –perspectives and opportunities 19th – 20th September 2013, Varna, Bulgaria

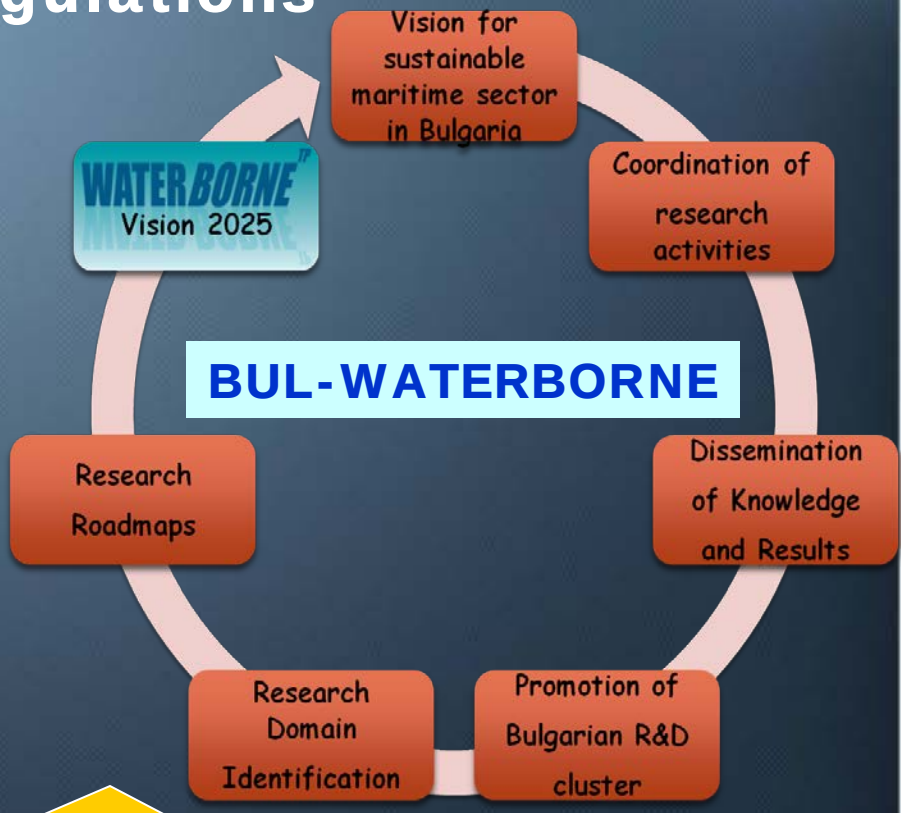

ETP WATERBORNE

BULGARIAN MARITIME TECHNIOLOGY AND INNOVATION CENTER - BMTIC

Structure and smart partnerships with other parties in the knowledge triangle, National and European Programs

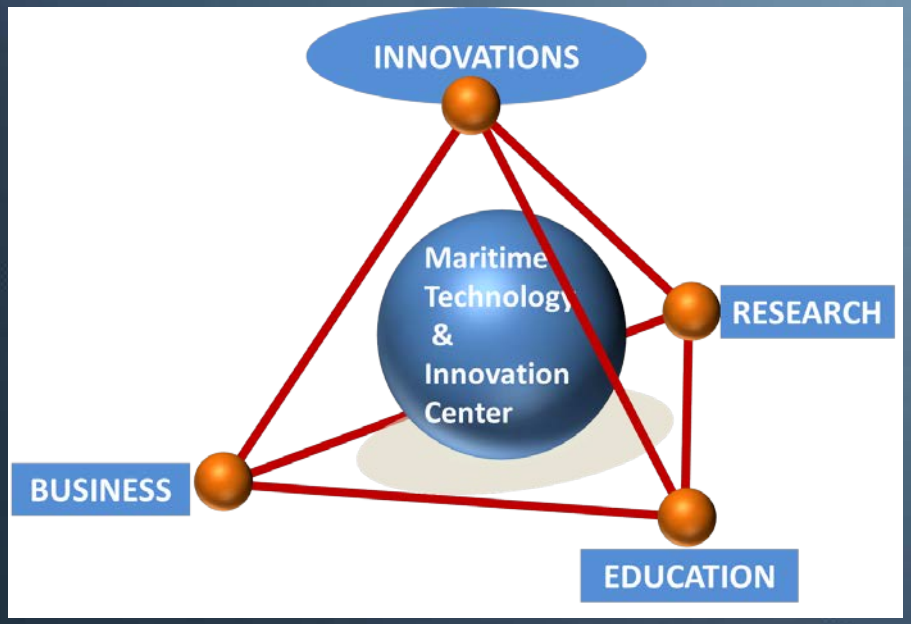

Location of the CoE BMTIC in the knowledge '*tetrahedron*'

BMTIC-Business

- transfer of technologies;
- common (long-term) projects
- solving practical tasks;

BMTIC- Education

- update the curriculum in accordance with the market requirements;
- reading particular or series of lectures;
- consulting PhD studies;
- solving complex engineering tasks for national and foreign clients;
- common research projects.

BMTIC - Research

- support in presentation and publications of papers in journals referred in databases as Scopus and Web of Knowledge;
- common research investigations;
- common projects

FRAMEWORK FOR INTEGRATED MARITIME POLICY

NATIONAL AUTHORITIES

Minister of:

- Transport, Information Technology and Communications
- Economy
- Agriculture and Food
- Environment and Water
- Education and Science
- Regional Development and Public Works
- Tourism
- Defense

INTERNATIOANAL and NATIONAL PROGRAMS

MARTEC ERA-NET Maritime Technologies

HORIZON 2020

ERASMUS+

WATERBORNE

European Commission

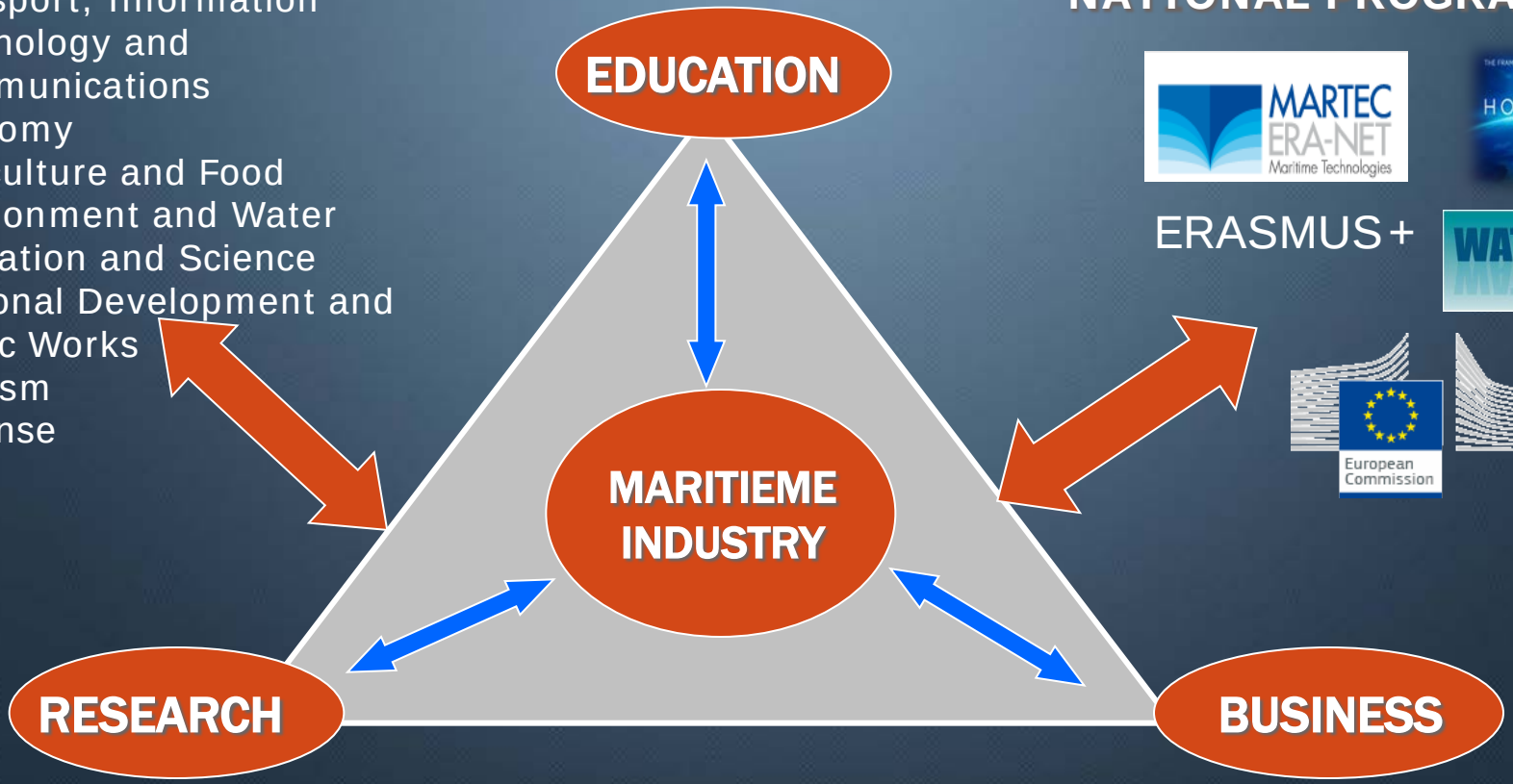

OUR MEMBERS

CREATING YOUR CLIMATE
APOLON
CLIMATE ENGINEERING

NAVI BORN

COMMER
INTERNATIONAL Ltd.

VILMAR
CONTROL LTD.

BULGARIAN REGISTER OF SHIPPING
1950

BABA

PET
ENGINEERING

M

SMART
design

HYDRAVLON

Marino Consult Ltd.
Marine Advanced Technologies

MARSHIP LTD
Ship Management, Agency, Marine Consultants

SENY

NAVALTEX

БЪЛГАРСКА АСОЦИАЦИЯ НА КОРАБОПРИТЕЖАТЕЛИТЕ
BSA
BULGARIAN SHIPOWNERS ASSOCIATION

Sea Group ltd.

18 81
ВВМУ

Thank you for your attention!

MARINE CLUSTER BULGARIA

35 ”Voden” Str., 9000, Varna, Bulgaria
Ph./Fax: +359 52 695 675
E-mail: office@marinecluster.com
Web: www.marinecluster.com