The European Social Fund 2014-2020

Florian HAUSER
DG Employment, Unit F.1

ATLANTIC STRATEGY IN ACTION
8 June
Committee of the Regions - Bâtiment Jacques Delors – Room JDE 51

Scope of the ESF – Main priorities

a. Sustainable and quality employment and labour mobility: Access to employment for job-seekers and inactive people; integration into the labour market of young people; self-employment, entrepreneurship; equality between men and women; adaptation of workers and enterprises; active and healthy ageing; modernisation of labour market institutions.

b. Social inclusion, combating poverty and any discrimination: Active inclusion; integration of marginalised communities such as the Roma; equal opportunities; enhancing access to services; social entrepreneurship; CLLD

c. Education and training : Preventing early school leaving and equal access to early-childhood, primary and secondary education; access to tertiary education; life-long learning, vocational education and training

d. Institutional capacity : support to reforms and better regulation, capacity building for public sector and stakeholders.

People supported by ESF

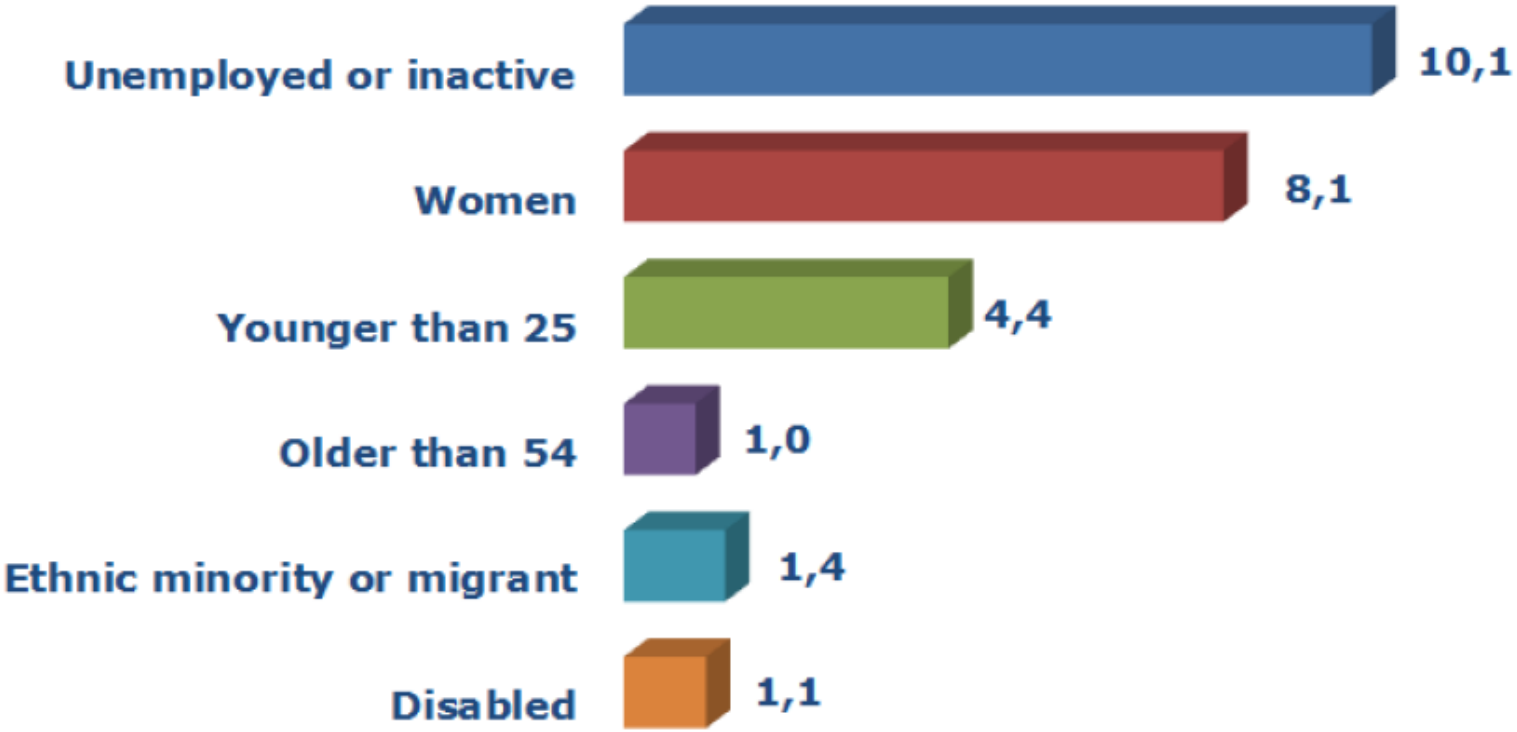

Source: Member States Annual Implementation Reports

The ESF and the EU budget 2014-2020

Minimum 23,1% of Cohesion policy

Actual ESF share
Over 12 bn€ /year

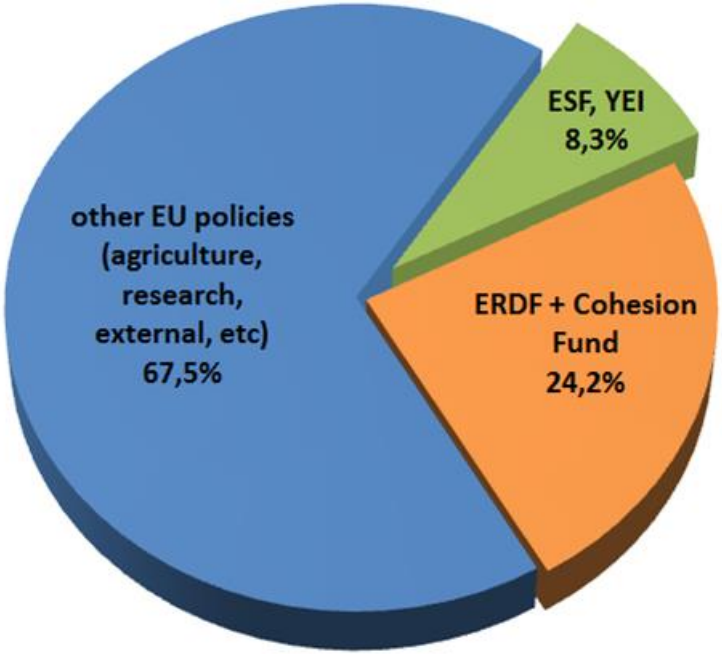

Cohesion policy: Structural Funds + Cohesion Fund

Key changes

- **More strategic focus and targeting resources at growth and jobs -** alignment with Europe 2020, Common Strategic Framework, Partnership Agreements, thematic concentration and minimum share for ESF

- Link to wider **economic environment and reform processes** (taking account of Country Specific Recommendations and National Reform Programmes, macro-economic conditionality)

Stronger link to economic governance and European semester processes: linking policy and funding

Country-specific recommendations (CSRs) are the <u>reference</u> for Partnership Agreements and programmes

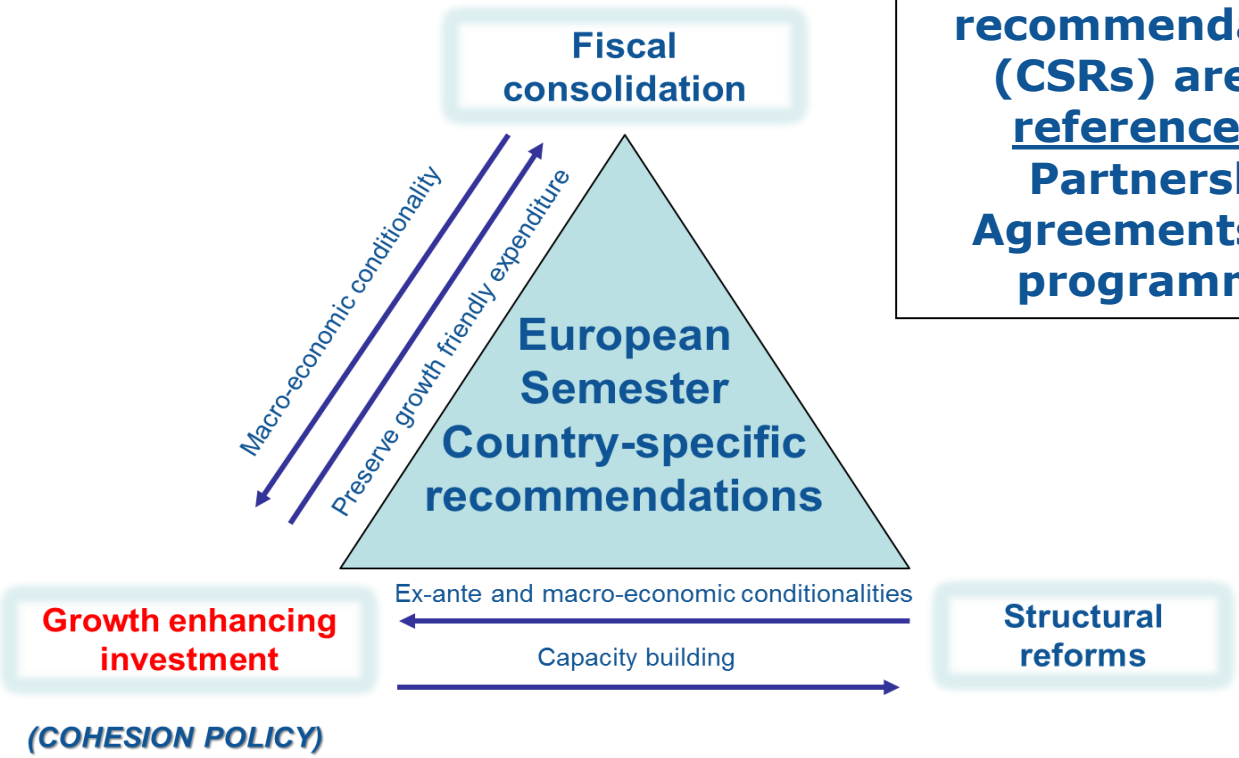

Youth Employment Initiative

- **Resources for the YEI** consist of EUR 3,2 bn from the specific budgetary allocation for the YEI and at least EUR 3,2 bn corresponding ESF support
- Programming of YEI is fully integrated into ESF programming
- MS may choose to programme YEI as either:
  - a dedicated operational programme
  - a dedicated priority axis or
  - a part of one or more priority axes

- Specific allocation for YEI does not require national co-financing => co-financing is required only for matching ESF
- In YEI dedicated priority axes, which combine ESF funds from more than one category, the highest co-financing rate applies
- Resources for the YEI are excluded from the performance reserve (**<u>but</u>** YEI is subject to performance framework)

YEI in the Member States

This is the repartition of the YEI special allocation, i.e. the additional funding in the EU budget as agreed by the EU Council in Feb 2013.

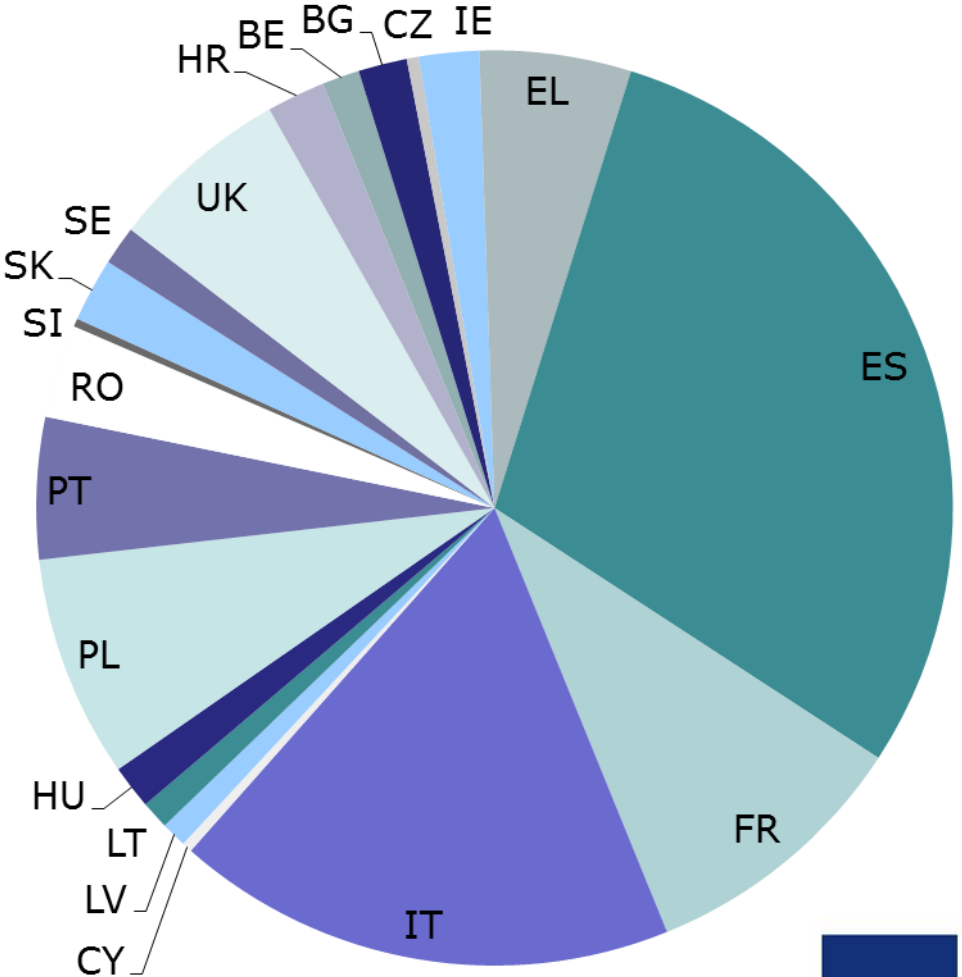

MS	YEI allocation
BE	42,435,070
BG	55,188,745
CZ	13,599,984
IE	68,145,419
EL	171,517,029
ES	943,496,315
FR	310,161,402
IT	567,511,248
CY	11,572,101
LV	29,010,639
LT	31,782,633
HU	49,765,356
PL	252,437,822
PT	160,772,169
RO	105,994,315
SI	9,211,536
SK	72,175,259
SE	44,163,096
UK	206,098,124
HR	66,177,144
Total	**3,211,215,406**

Results orientation

- Sound intervention logic at programming stage fixing clear objectives towards which progress can be measured
- Indicators – common and specific:
  - What do you want to change?
  - What indicator can capture this change?
  - What is the baseline (for ESF: previous experience)?
  - How will the outputs of the programme contribute to change?
- performance framework (milestones and targets), performance review and reserve (6%)
- Evaluation and Reporting
- Simplified costs options (SCO) and Joint Action Plans (JAP)

Transnational cooperation

- Compulsory for MS (derogation for MS with 1 OP)
- Coordinated approached (common themes)- new
- Flexible approach (partners from at least 2 MS involved)
- Combined approach

Commission to act as facilitator

- Common Framework
- EU platform

Key Points for Atlantic Strategy

- *Eligible Outermost Regions*
- *Often high unemployment (youth 40%+)*
- *Blue & Green economy opportunities*
- *Mutual exchange and learning*
- *Networking value added*
- *Capacity building*

More information available under

http://ec.europa.eu/esf