Pan-European dialogue between cruise operators, ports and coastal tourism stakeholders

Session 3 – The shared return: cruise tourism opportunities for coastal economies

Sustainable destination management: the cruise carrying capacity approach

Eva Stefanidaki
Researcher
Research in Shipping and Ports Laboratory
University of the Aegean

Brussels, March 2015

One destination …from different perspectives
The view from Santorini

The view of Santorini

The view at Santorini

Emerging questions

How cruise destinations are affected?

How local societies perceive and evaluate the cruise activity?

How sustainable the sector is?

Globalization and locality: the G.D.O. paradigm

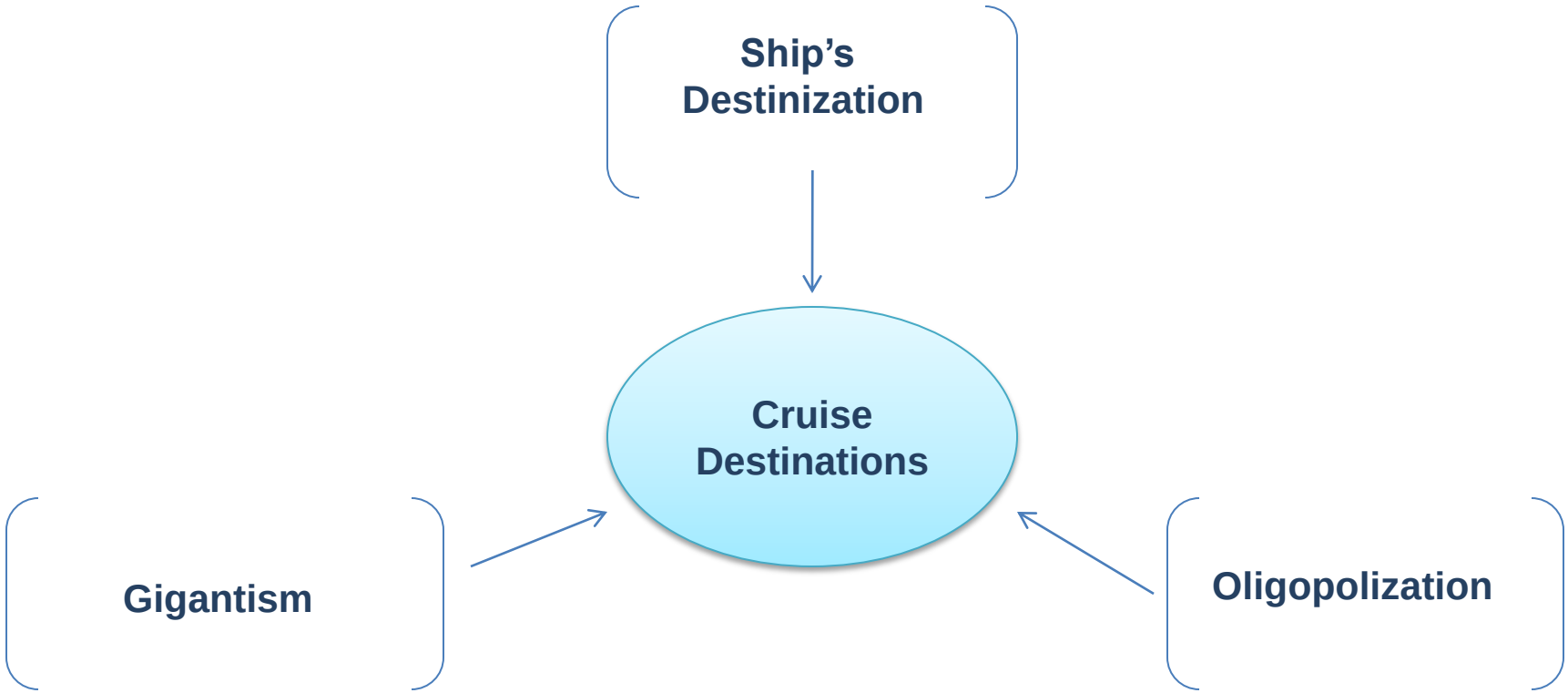

A synthesis of cruise destination sub-components

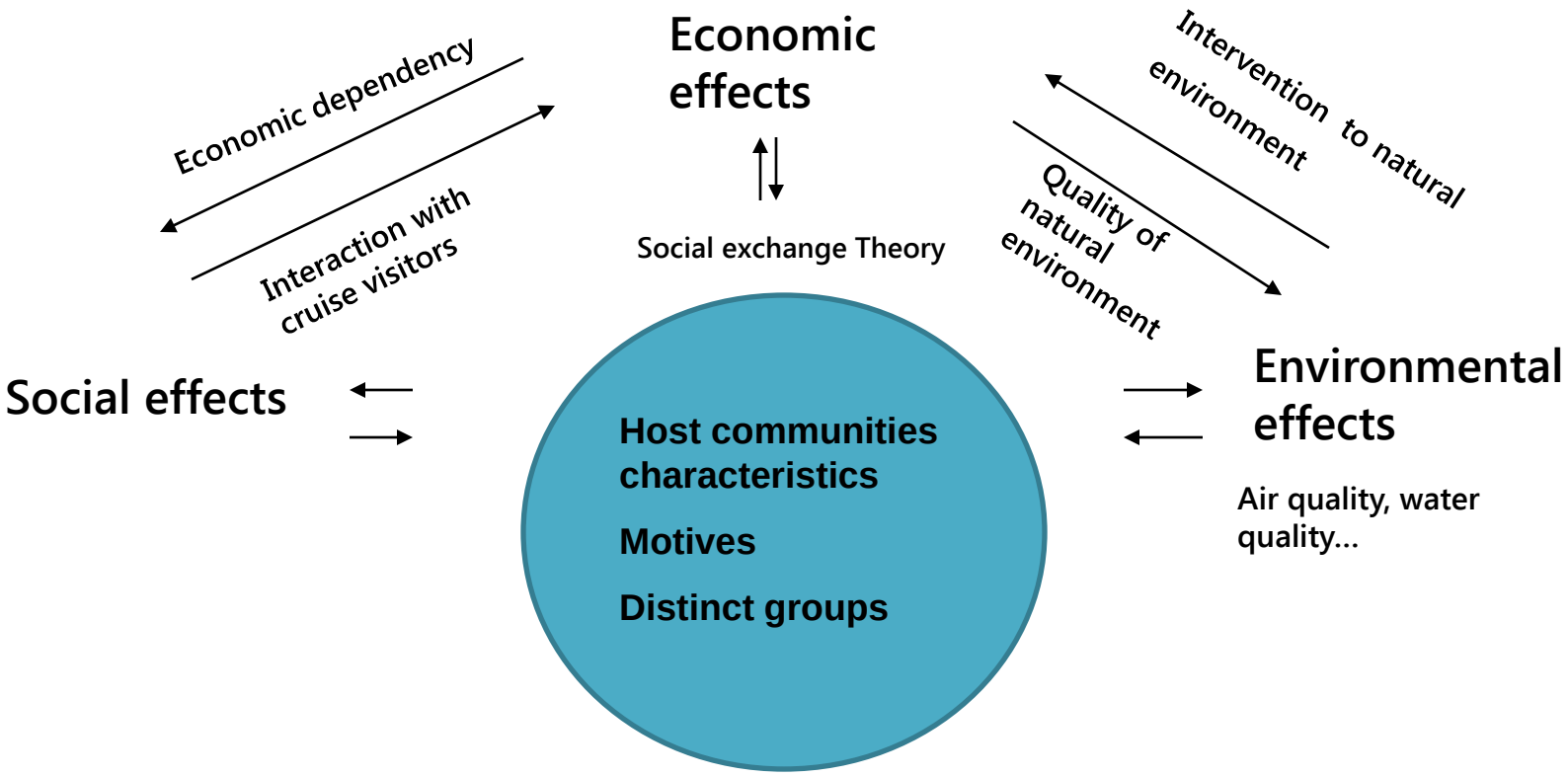

Shape of perceptions → Social impacts → Attitudes

The Cruise Carrying Capacity concept

CCC

(Stefanidaki and Lekakou,2014)

The magnitude and the intensity of the cruise activity a port-city can absorb before negative impacts appear

- Who decides?
- Which are the management objectives?
- Which are the attributes and capabilities of the destination
- What local community perceive?

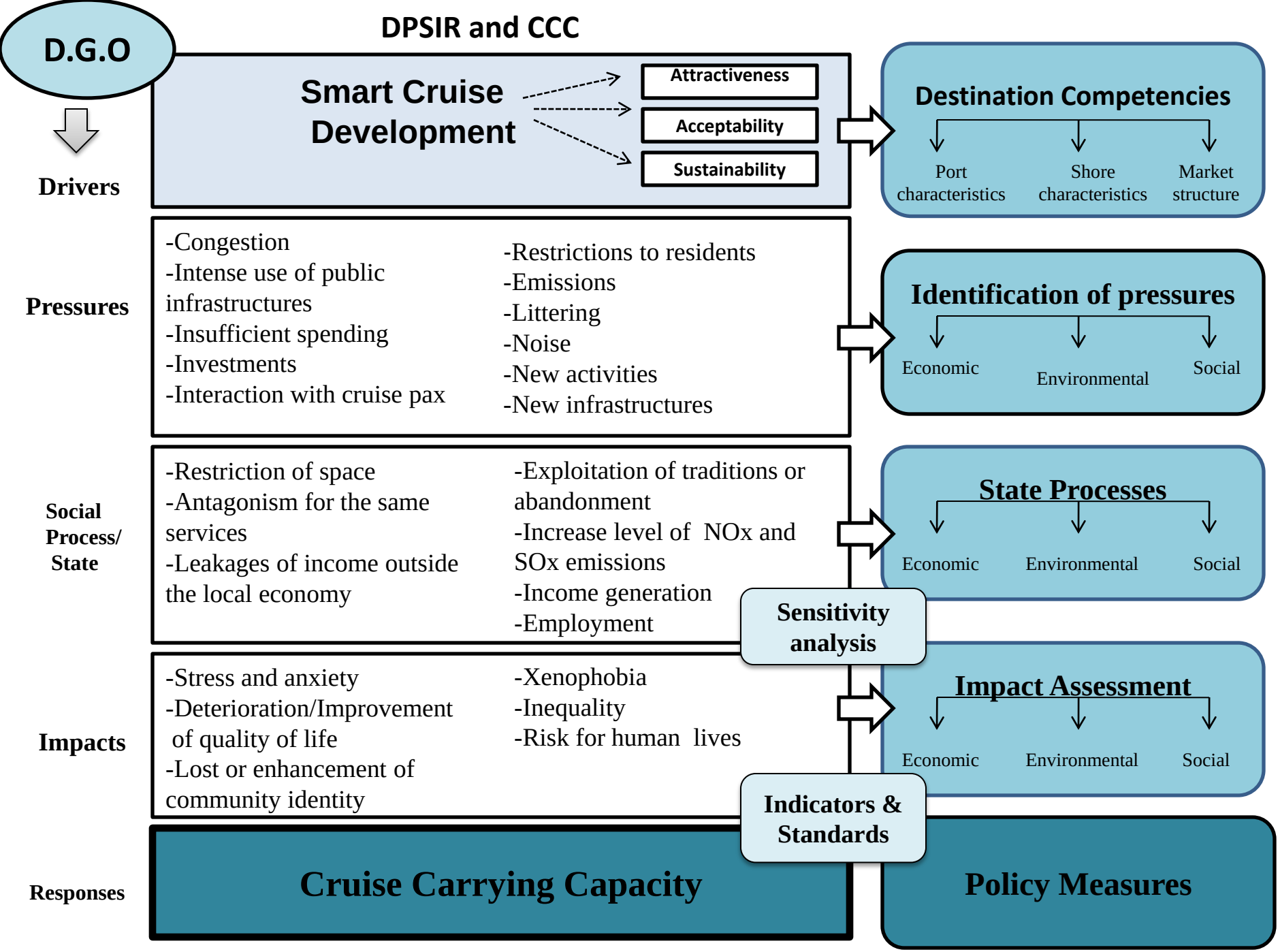

Stefanidaki and Lekakou,2014

Monitoring scheme: some indicators

Economic Indicators
Income from cruise tourism/ total regional income
Changes of the income from cruise activity
Employees in the cruise sector (permanent and seasonal)/ total employment
Spending per passenger
Changes of the public investments for cruise

Stefanidaki and Lekakou, 2014

Monitoring scheme: some indicators

Social Indicators
Ratio of local residents to cruise passengers
Community restrictions to locals during cruise days
Criminal incidents with cruise passengers involved
Protection of archaeological places
Environmental organizations or citizens' movements related to cruise matters

Stefanidaki and Lekakou, 2014

Monitoring scheme: some indicators

Environmental indicators
Constructions that alters natural or build environment
Waste per cruise passenger/ residents waste production
Energy consumption per cruise passenger/ total power consumption
NO_X / cruise ship or per cruise passenger
SO_x/ cruise ship or per cruise passenger
Number of days exceeding standards (if exist)
Environmental violations per cruise ship
Protected areas harmed by passengers' activities

Stefanidaki and Lekakou, 2014

Key Conclusions

From port development to destination management

MR for cruise destinations

(Monitor Reporting Tool)

"thank you for your ATTENTION :)"