European Commission

INTEGRATION OF SOCIAL SCIENCES AND HUMANITIES IN HORIZON 2020: PARTICIPANTS, BUDGET AND DISCIPLINES

Monitoring report on SSH-flagged projects funded in 2014 under the Societal Challenges and Industrial Leadership

Research and Innovation

EUROPEAN COMMISSION

Directorate-General for Research and Innovation
Directorate B — Innovation Union and European Research Area
Unit B.6 — Reflective Societies

Contact: Philippe Keraudren

E-mail: rtd-ssh-reflective-societies@*ec.europa.eu*

RTD-PUBLICATIONS@ec.europa.eu

European Commission
B-1049 Brussels

EUROPEAN COMMISSION

INTEGRATION OF SOCIAL SCIENCES AND HUMANITIES IN HORIZON 2020: PARTICIPANTS, BUDGET AND DISCIPLINES

Monitoring report on SSH-flagged projects funded in 2014 under the Societal Challenges and Industrial Leadership

Edited by Laura Hetel, Tom-Espen Møller and Julia Stamm

2015

Directorate-General for Research and Innovation
Inclusive, Innovative and Reflective Societies

EUROPE DIRECT is a service to help you find answers to your questions about the European Union

Freephone number (*):
00 800 6 7 8 9 10 11

(*) The information given is free, as are most calls (though some operators, phone boxes or hotels may charge you)

LEGAL NOTICE

This document has been prepared for the European Commission however it reflects the views only of the authors, and the Commission cannot be held responsible for any use which may be made of the information contained therein.

More information on the European Union is available on the internet (http://europa.eu).

Luxembourg: Publications Office of the European Union, 2015.

ISBN 978-92-79-50762-5
doi 10.2777/382488

© European Union, 2015.
Reproduction is authorised provided the source is acknowledged.

Cover image: © szélléva, 2015

Contents

PREFACE 5

1. KEY FINDINGS 6

2. METHODOLOGY 8

3. INTEGRATION OF SSH IN THE 2014 CALLS OF THE SOCIETAL CHALLENGES AND INDUSTRIAL LEADERSHIP PRIORITIES: GENERAL ASSESSMENT 10

3.1 Budget going to SSH 10

3.2 Involvement of SSH partners 11

3.2.2 SSH partners by country affiliation 12

3.2.3 SSH partners by type of activity 13

3.3 Project coordination 14

3.3.1 SSH coordinators by country affiliation 14

3.4 Discipline prevalence 15

3.5 Quality of integration 17

4. PROJECTS AND TOPICS WITH A STRONG SSH DIMENSION IN WP 2014-2015 – EXAMPLES OF BEST PRACTICE 18

5. DETAILED ASSESSMENT: INTEGRATION OF SSH BY WORK PROGRAMME PART 22

5.1 Societal Challenge 1 'Health, Demographic Change and Well-being' 22

5.2 Societal Challenge 2 'Food Security, Sustainable Agriculture and Forestry, Marine, Maritime and Inland Water Research and the Bioeconomy' 24

5.3 Societal Challenge 3 'Secure, clean and efficient energy' 26

5.4 Societal Challenge 4 'Smart, green and integrated transport' 28

5.5 Societal Challenge 5 'Climate action, environment, resource efficiency and raw materials' 30

5.6 Societal Challenge 6 'Europe in a changing world – Inclusive, innovative and reflective Societies' 32

5.7 Societal Challenge 7 'Secure Societies – Protecting freedom and security of Europe and its citizens' 34

5.8 LEIT-ICT 'Leadership in enabling and industrial technologies - Information and Communication Technologies' 36

5.9 LEIT-NMP 'Leadership in enabling and industrial technologies - Nanotechnologies, Advanced Materials, Biotechnology and Advanced Manufacturing and Processing' 38

5.10 LEIT-SPACE 'Leadership in enabling and industrial technologies – Space' 40

6. CONCLUSION AND WAY FORWARD 42

PREFACE

Horizon 2020, the EU's research and innovation programme, will fully integrate social sciences and humanities research into each of its priorities. This new policy priority is based on the insight that European social sciences and humanities (SSH), with all their diversity, are world class and that they are essential to ensure that Horizon 2020 delivers value and benefits to society. Implementing this priority requires an entirely novel way of cross-disciplinary cooperation.

The SSH encompass a wide range of disciplines such as sociology and economics, psychology and political science, history and cultural sciences, law and ethics. Contributions from these research and activity fields are needed under Horizon 2020 to generate new knowledge, support evidence-based policymaking, develop key competences and produce interdisciplinary solutions to both societal and technological issues.

This unprecedented systematic and strategic integration of SSH in the calls of Horizon 2020 comes with opportunities and challenges. On one hand, it provides more scope for contributions from the SSH under more thematic areas and more topics than ever before. On the other hand, it marks a clear departure from the approach under the Seventh Framework Programme where the SSH had their own dedicated programme and budget line.

This first round of Horizon 2020 calls challenged the Commission services involved in the preparation of the 2014-15 Work Programme to embrace a more interdisciplinary and integrative mindset. At the same time, it required applicants to submit proposals and build consortia that transcend disciplinary and sectorial boundaries, bringing together scholars from SSH and from life and physical sciences, technology, engineering and mathematics (STEM) as well as researchers and practitioners across these fields.

The goal of this monitoring report is to assess to what extent the 2014 calls for proposals under the Societal Challenges and the Industrial Leadership priorities have delivered on the integration of SSH as a cross-cutting issue.[1] The report provides data on the budget dedicated to SSH activities, the share of SSH partners as well as their country affiliation and type of activity, the prevalence of various disciplines, and the overall quality of integration.

As data collection for the report progressed, the lessons learned have been gradually fed into the preparation of the 2016-17 Work Programme. In particular, evidence-based corrective measures have been identified and implemented that are expected to improve significantly the qualitative integration of SSH in upcoming and future Horizon 2020 calls.

The report also provides a baseline against which performance in terms of quantitative integration of SSH can be benchmarked in the upcoming years of Horizon 2020.

Acknowledgments

This report was authored by Laura Hetel, Tom-Espen Møller and Julia Stamm, with important input being provided by Bogdan-Iustin Birnbaum (all European Commission, Directorate-General for Research and Innovation, Unit B6 'Reflective Societies'). The authors are grateful to Philippe Keraudren (European Commission, DG Research and Innovation, Unit B6 'Reflective Societies', Deputy Head of Unit) for his counsel and guidance.

[1] Horizon 2020 is made up of three priorities: 1) Excellent Science, 2) Industrial Leadership and 3) Societal Challenges. This monitoring report covers only the programmed parts of Horizon 2020 under the Industrial Leadership and Societal Challenges priorities.

1. KEY FINDINGS

The integration of SSH contributions is crucial during the drafting phase of the Work Programme (upstream embedding).

- Truly interdisciplinary topics are designed in such a way that the challenges in question are framed with the SSH as an integral part of the solution.
- Hence, in terms of the SSH integration, there is a strong correlation between the quality of the topic texts and the respective outcomes.
- A clear scope for input from the SSH yielded higher participation from SSH partners and better integrated contributions from the SSH, confirming that the integration of SSH dimensions needs to happen from the earliest stages of the drafting process.
- Good integration of SSH steers the R&I process towards concepts, solutions and products that are relevant to societal needs, directly applicable or marketable, and cost efficient.

The SSH contributions come from a broad range of actors, in terms of type of activity, country of affiliation and SSH discipline.

- Both researchers and practitioners contribute SSH expertise to projects, making the range of SSH partners involved in Horizon 2020 very diverse.
- The SSH partners belong to a broad range of institutional backgrounds: higher education establishments, research organisations, and the public and private sectors.
- Together, higher education establishments and non-profit research organisations account for 67% of SSH partners while public sector institutions (such as ministries) account for 3%. In addition, 17% of SSH partners come from the private sector (for-profit research organisations, SMEs, consulting agencies, etc.) while the remaining 13% are categorised as 'others' and mainly include civil society organisations.
- When comparing data for individual work programme parts, the types of institutional actors involved vary depending on the societal challenge or LEIT part in question. For instance, higher education establishments and non-profit research organisations account for 80% of SSH partners in Societal Challenge 6 as compared to only 40% in Societal Challenge 3. The private sector accounts for 39% of SSH partners in Societal Challenge 4, but only for 7% of them in Societal Challenge 6.
- In terms of countries represented, the SSH partners come predominantly from the EU-15 Member States (83%), in particular from the United Kingdom (16%), Germany (10%), the Netherlands (9%), Italy (8%), Belgium (7%), Spain (7%) and France (7%). Combined, the top seven countries account for 64% of the SSH partners. In contrast, only 10% of the SSH partners come from the EU-13 Member States. We are therefore facing a significant geographical divide between the EU-15 and the EU-13.[2]
- For project consortia led by an SSH partner, the project coordinators with SSH expertise also come predominantly from the EU-15 Member States (92%). In particular, the SSH coordinators come from Germany (19%), the Netherlands (13%), the United Kingdom (also 13%), Spain (9%), Italy (8%), France (6%) and Belgium (5%). Together, the top seven countries account for 73% of the SSH coordinators while only 3% of SSH coordinators come from the EU-13 Member States. As a result, the geographical divide is even larger between the EU-15 and the

[2] The term EU-15 refers to the 15 member states of the European Union as of 31 December 2003: Austria, Belgium, Denmark, Finland, France, Germany, Greece, Ireland, Italy, Luxembourg, Netherlands, Portugal, Spain, Sweden, United Kingdom. The term EU-13 refers to the 13 member states of the European Union that joined the EU after 31 December 2003: Bulgaria, Croatia, Cyprus, Czech Republic, Estonia, Hungary, Latvia, Lithuania, Malta, Poland, Romania, Slovakia and Slovenia

EU-13 for the SSH coordinators as compared to the divide in the country affiliation of SSH partners in general.

- Regarding the variety of SSH disciplines in the funded projects, contributions from the fields of economics, business and marketing (53%) and political science, public administration and law (*38%)* are well integrated while many other SSH disciplines are underrepresented. This is especially the case for the humanities and the arts which contribute to only 9% of funded projects with an SSH dimension.

The quantitative integration of SSH is satisfactory.

- In terms of budget, €236 million out of €1.1 billion have been awarded to SSH partners, with €218 million under the Societal Challenges pillar and €18 million under the LEIT pillar.

- Societal Challenge 6 accounts for €70 million, i.e. less than 30% of the overall amount of €236 million awarded to SSH.

- 26% of consortia partners in projects funded under topics flagged for SSH have SSH expertise and will contribute it to their projects. When excluding Societal Challenge 6, the share of SSH partners amounts to 19%.

The quality of SSH integration is highly uneven across projects.

- 40% of projects funded under topics flagged for SSH show good integration of SSH in terms of share of partners, budget allocated to them, inclusion of explicit and purposeful contributions, and variety of disciplines involved. However, at the other end of the spectrum, 28% of the projects funded under topics flagged for SSH do not integrate any contributions from the SSH. When excluding Societal Challenge 6, the share of projects that fail to integrate contributions from the SSH increases from 28% to 32% while the share of projects with good SSH integration decreases from 40% to 32%.

- The quality of integration differs considerably depending on the Societal Challenge or LEIT part. For Societal Challenge 6 all funded projects show a good integration of SSH. Societal Challenge 2 and 7 also perform well with 75% and 74% of the projects, respectively, showing a fair or good integration of SSH. In contrast, only 31% and 44% of the projects funded under Societal Challenge 5 and LEIT-ICT have a fair or good integration of SSH.

- The type of action under which a project was funded, strongly correlates with the quality of SSH integration in that project. Projects with good or fair integration of SSH account for 71% of Coordination and Support Actions (CSA), 60% of Research and Innovation Actions (RIA) but only 42% of Innovation Actions (IA).

This data indicates that the first year (2014) of the implementation of Horizon 2020 was overall successful in paving the way for a true embedding of the SSH. Projects selected for funding under SSH-flagged topics show a fair integration of SSH in terms of participation and budget. However, there is still room for improvement, notably when it comes to the qualitative integration of the SSH. To address this issue, the topic texts of future Work Programmes need to explicitly call for SSH contributions and be framed with the SSH as an integral part of the solution. In addition, the range of SSH disciplines invited to contribute needs to be significantly broadened. This is particularly important for the humanities. Last but not least, stronger efforts need to be undertaken in the EU-13 Member States to promote interdisciplinary research approaches and the possibilities these create for the SSH communities.

2. METHODOLOGY

The implementation of the new policy priority of full integration of SSH requires adopting a multidimensional approach since a variety of areas and activities need to be targeted:

1. ***SSH experts need to be included in the Horizon 2020 Expert Advisory Groups (EAGs)***:
   This necessity was already observed in the first EAGs of Horizon 2020 in which 14% of all experts had SSH expertise. In the context of the renewal of the EAGs in late 2015, even more attention has been paid to a fair representation of SSH experts.
2. ***SSH experts need to be part of the evaluation panels for topics with SSH dimensions:***
   Already in the first calls of Horizon 2020, Commission services made sure to include SSH experts in the evaluation panels for relevant calls. The analysis of a sample of 40 SSH-flagged topics in 2014 showed that out of the 688 experts appointed, 10% had a background in one or more SSH disciplines. Furthermore, all experts received a dedicated briefing on the new strategic relevance of SSH as a cross-cutting issue.
3. ***Work programme topics with SSH dimensions and projects resulting from these topics with SSH dimensions need to fully integrate SSH research and SSH researchers*.**

This monitoring report focuses on the third dimension of SSH integration, namely on the projects resulting from SSH-relevant topics. The data provided and analysed in the report was extracted from the grant agreements of the 308 projects selected for funding in 2014 under 97 topics[3] in the Societal Challenges and Industrial Leadership priorities combined.

All 97 topics were flagged for SSH in the Participant Portal. As such, they were expected to fund projects in which contributions from SSH experts would be integrated to varying degrees. The Societal Challenges priority funded 260 projects under 84 of these topics while the Industrial Leadership priority funded 48 projects under the remaining 13 topics.[4]

No reliable IT-based solution is yet in place for collecting data on the integration of SSH in Horizon 2020 projects. As a result, data extraction for the 2014 projects was performed manually, project by project, according to a methodology that is both simple and robust. This methodology is based on the following categories:

Budget going to SSH. This figure denotes the sum of grant amounts going to SSH partners.

SSH partners. These are consortium partners (i.e. legal entities) for which 66% or more of the experts listed as taking part in the project have expertise in the area of SSH and contribute this expertise to project activities. This means that consortium partners that have less than 66% of experts with SSH expertise taking part in the project are ***not*** accounted for in this report although they may still play an important role in their projects.

Activity type. This category is based on the legal status of consortium partners and on their public, commercial, research and educational affiliation.[5] The five activity types used in this report are the ones used by the Common Research Data Warehouse (CORDA).[6]

HES Higher or secondary education establishments
REC Research organisations

[3] The 97 topics do not include topics that funded ERA-NETs, networks of National Contact Points or activities under the 'Other Actions' sections of the Work Programme.

[4] It is important to bear in mind that some Societal Challenges also contributed topics to focus area calls in other WP parts, thus making the exact contribution of each Societal Challenge sometimes difficult to apprehend.

[5] This information is collected from consortium partners through the online Unique Registration Facility and then validated during the negotiation stage of the grant agreement.

[6] The five categories used by CORDA are mutually exclusive so that a project partner can fall under only one category. For example, although an entity can be both a higher education establishment (HES) and a research organisation (REC), the entity will be classified as a higher education establishment (HES). Also, commercial for-profit research organisations will only appear under the category private for-profit entities (PRC).

PUB	Public body (excluding research organisations and higher or secondary education establishments)
PRC	Private for profit entities (excluding higher or secondary education establishments)
OTH	Others

Discipline prevalence. This category provides aggregated data on the distribution of SSH expertise across projects. It indicates what percentage of projects includes partner-level expertise in each of the following nine disciplines or clusters of disciplines:

- anthropology (excluding physical anthropology) and ethnology;
- economics, business and marketing;
- demography and geography (excluding physical geography);
- education and communication;
- history;
- humanities and the arts (archaeology, area studies, ethics, interpretation and translation, languages and cultures, literature, linguistics, philosophy, religion and theology);
- political science, public administration and law;
- psychology;
- sociology.

The disciplines or clusters of disciplines are counted when at least one expert in the project has the relevant SSH expertise and contributes this expertise to project activities. This includes experts both from the SSH partners as well as from the non SSH partners (i.e. partners where the share of SSH experts is lower than 66%). Furthermore, this implies that, in some cases, a discipline could be represented by several experts in a given project while in other cases this same discipline could be represented by one expert only. For instance, when the table on 'Share of projects that include partner-level expertise from SSH disciplines and clusters of disciplines' in chapter 3.4 shows that economics, business and marketing are represented in 63% of SSH-flagged topics in SC1, it means that in 63% of SSH-flagged projects funded under SC1, there is at least one expert with such a background. It may thus be the case that within this sample of 63% of SC1 projects with an economics, business and marketing presence, some projects have only one expert in this cluster of disciplines while others may have more. The methodology on disciplines will be further refined in the next report on the SSH embedding in 2015 in order to also take into account the relative weight of disciplines based on the number of experts actively engaged in SSH-embedded projects.

Quality of SSH integration. This category is a composite project-level indicator. It aggregates the performance of each project along four dimensions and associated thresholds, assessing whether

- the share of SSH partners is higher than 10%;
- the budget going to SSH is higher than 10%;
- contributions from the SSH are well integrated in project abstract, keywords, working programmes and deliverables;
- contributions from the SSH came from at least two distinct SSH disciplines.

The quality of SSH integration in each project was assessed according to the following scale:

None	No threshold was met for any of the four dimensions
Weak	Threshold met for one dimension
Fair	Threshold met for two or three dimensions
Good	Threshold met for all four dimensions

3. INTEGRATION OF SSH IN THE 2014 CALLS OF THE SOCIETAL CHALLENGES AND INDUSTRIAL LEADERSHIP PRIORITIES: GENERAL ASSESSMENT

3.1 Budget going to SSH

The total funding available for the calls for proposals in the Work Programme 2014 amounted to €4 billion, out of which €1.1 billion were dedicated to topics flagged for SSH. Under these topics €236 million of the €1.1 billion (i.e. 21%) went to SSH partners. Overall, the share of budget going to SSH partners amounts to 6% of the total 2014 budget of €4 billion.

Budget allocated to SSH-flagged topics and to SSH partners (million €)

Horizon 2020 parts	Total budget 2014 calls	Budget allocated to SSH-flagged topics	Budget going to SSH partners	Share of budget going to SSH partners under SSH-flagged topics	Share of budget going to SSH partners out of the total call budget
SC1	589	275	33	12 %	6 %
SC2	293	104	29	27 %	10 %
SC3	583	94	21	22 %	4 %
SC4	539	226	21	9 %	4 %
SC5	306	124	16	13 %	5 %
SC6	114	83	70	84 %	61 %
SC7	205	79	28	36 %	14 %
Total SC	2629	985	218	22 %	8 %
LEIT-ICT	710	100	13	13 %	2 %
LEIT-NMBP	533	21	3	16 %	1 %
LEIT-SPACE	130	17	1	7 %	1 %
Total LEIT	1373	138	18	13 %	1 %
Total	**4002**	**1123**	**236**	**21 %**	**6 %**
Total ex. SC6	3887	1041	166	16 %	4 %

The budget share for SSH is highest in SC6 with €70 million (84%) out of the €83 million allocated to the SSH-flagged topics, followed by SC7 (€28 million, 36%) and SC2 (€29 million, 27%). The lowest shares are to be found in SC4 (€21 million, 9%) and LEIT-SPACE (€1 million, 7%).

However, when focussing on budget size instead of budget share, the picture is different. With €70 million, SC6 is still top of the list. However, SC1 comes next with €33 million going to SSH partners, followed by SC2 (€29 million) and SC7 (€28 million). The lowest budget numbers are found in the LEIT parts.

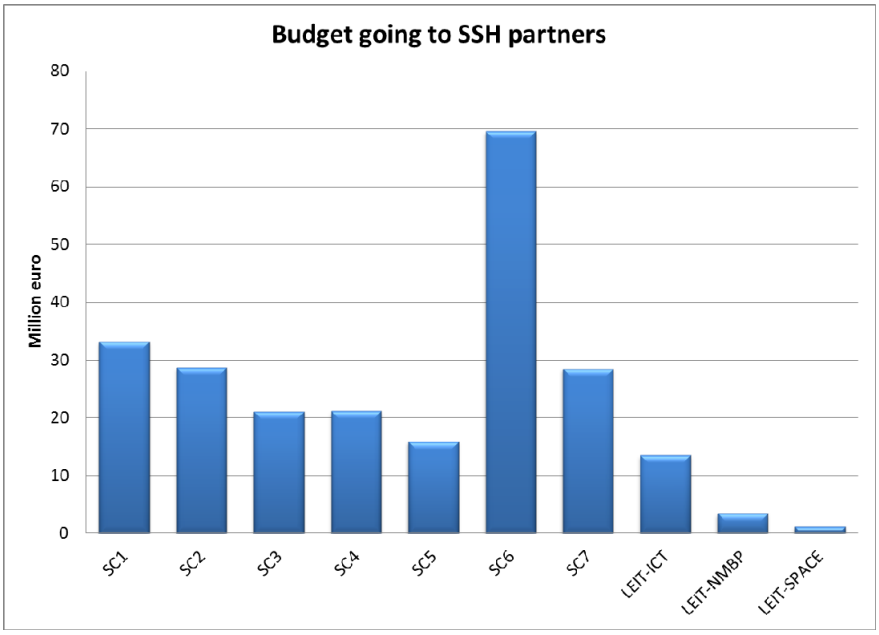

3.2 Involvement of SSH partners

Overall, 26% of consortium partners (i.e. 921 partners) in projects funded under SSH-flagged topics in the Societal Challenges and the LEIT parts of Horizon 2020 have and contribute SSH expertise (19% of partners when excluding SC6). Their share is highest in SC6 (88%), SC7 (39%) and SC2 (29%) while being lowest in LEIT-SPACE (8%), SC5 (11%) and SC4 (13%).

Involvement of SSH partners in projects funded under SSH-flagged topics								
Horizon 2020 parts	**Total number of topics**	**Number of SSH-flagged topics**	**Funded projects under SSH-flagged topics**	**Projects with SSH partner (-s)**	**Share of projects with SSH partners**	**Partners in projects under SSH-flagged topics**	**SSH partners in projects under SSH-flagged topics**	**Share of SSH partners**
SC1	28	11	60	40	67 %	678	112	17 %
SC2	37	13	20	19	95 %	361	104	29 %
SC3	38	16	53	40	75 %	498	102	20 %
SC4	39	17	44	31	70 %	651	85	13 %
SC5	25	9	26	13	50 %	376	41	11 %
SC6	19	11	34	34	100 %	337	297	88 %
SC7	25	8	23	18	78 %	269	104	39 %
Total SC	211	85	260	195	75 %	3170	845	27 %
LEIT-ICT	27	6	34	16	47 %	264	49	19 %
LEIT-NMBP	42	5	7	5	71 %	86	21	24 %
LEIT-SPACE	21	2	7	3	43 %	72	6	8 %
Total LEIT	90	13	48	24	50 %	422	76	18 %
Total	**301**	**98**	**308**	**219**	**71 %**	**3592**	**921**	**26 %**
Total ex. SC6	282	87	274	185	68 %	3255	624	19 %

219 out of 308 (71%) projects funded under SSH-flagged topics in the Societal Challenges and the LEIT parts of Horizon 2020 have at least one SSH partner in the project. All projects funded under the SSH flagged topics in SC6 have at least one SSH partner. The share of projects with SSH partners is also very high for SC2 with 95%. The lowest share of projects with at least one SSH partner is in LEIT-SPACE (43%), LEIT-ICT (47%) and SC5 (50%).

89 projects (29%) funded under the SSH-flagged topics do not have SSH partners. This may point to insufficient guidance to evaluators during the evaluation process.

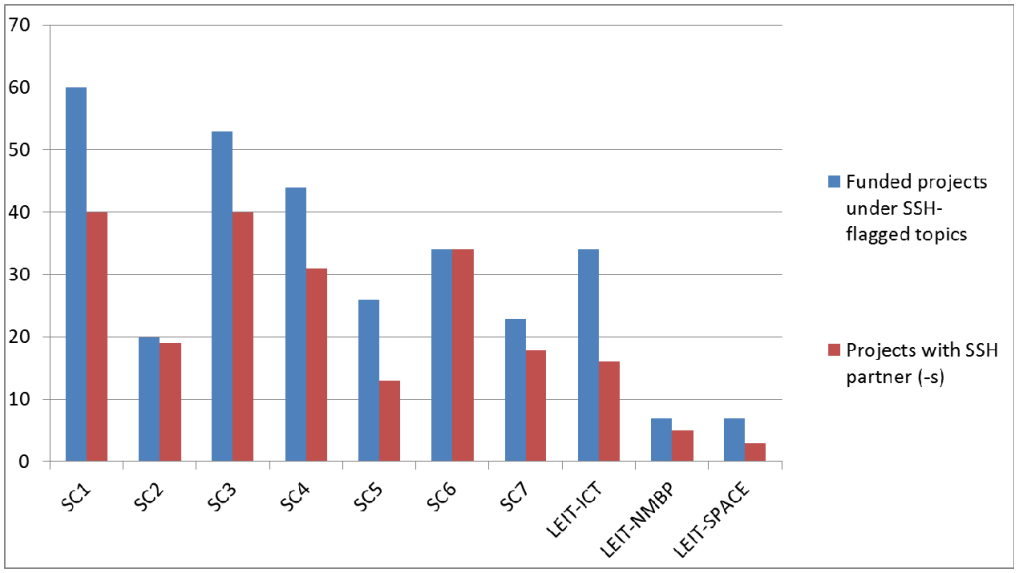

3.2.2 SSH partners by country affiliation

The vast majority of SSH partners are affiliated with EU Member States (93%), with the remaining 7% affiliated with associated countries (5%) or third countries (2%).

Country affiliation of SSH partners: Sub-groups		
	Partners	Share
Total	921	100 %
EU-28	856	93 %
EU-15	762	83 %
EU-13	94	10 %
Associated countries	47	5 %
Third countries	18	2 %
Top 7 countries	593	64 %
Top 20 countries	851	92 %

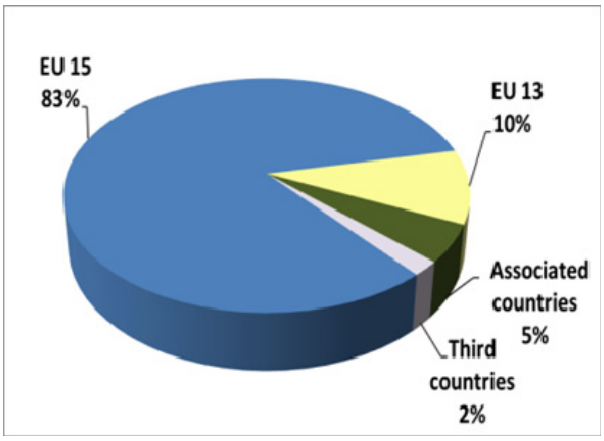

The 20 most represented countries listed below account for 92% of all SSH partners.

Country affiliation of SSH partners - top 20 countries																				
Country	UK	DE	NL	IT	BE	ES	FR	AT	SE	PL	EL	DK	PT	NO	FI	HU	CH	IE	BG	RO
Partners	146	95	80	77	69	65	61	40	26	24	23	22	21	20	16	16	16	14	10	10
Share	16%	10%	9%	8%	7%	7%	7%	4%	3%	3%	2%	2%	2%	2%	2%	2%	2%	2%	1%	1%

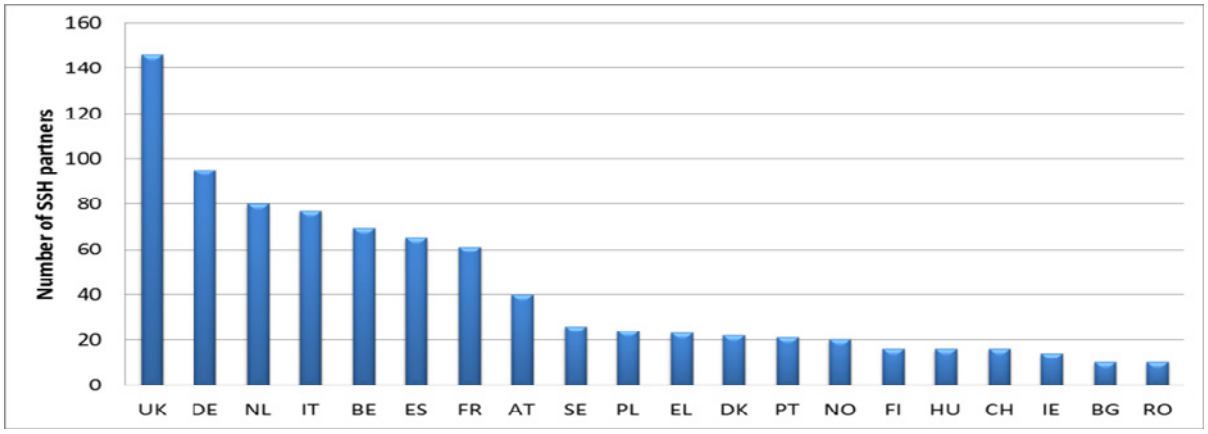

Among the EU-28, a clear divide between the EU-15 and the EU-13 can be observed: 83% of all SSH partners are affiliated with the EU-15 while only 10% come from the EU-13.

At individual country level, the UK is best represented with 146 partners accounting for 16% of total SSH partners. Germany comes in second, with 95 partners and a share of 10%, followed closely by the Netherlands (80 partners and a share of 9%), Italy (77 partners and a share of 8%), and Belgium, Spain and France that each account for account for 7% of SSH partners. As a result, 64% of the SSH partners are affiliated with only seven countries.

As regards the EU-13, Poland and Hungary are best represented with 24 and 16 partners each and a share of 3% and 2% respectively.

3.2.3 SSH partners by type of activity

The majority of SSH partners belong to the realm of publicly funded science and research. 67% of them are affiliated with higher or secondary education establishments (HES, with an individual share of 47%) or research organisations (REC, 20%). 17% of all SSH partners come from private for profit entities (PRC), such as for-profit research organisations, SMEs or consultancies.
The shares of the various activity types differ considerably depending on the Horizon 2020 part in question.

Type of activity - share of SSH partners					
Horizon 2020 parts	HES	REC	PUB	PRC	OTH
SC1	46%	18%	4%	20%	13%
SC2	47%	32%	2%	12%	8%
SC3	26%	14%	1%	33%	25%
SC4	25%	24%	1%	39%	12%
SC5	32%	41%	5%	12%	10%
SC6	65%	15%	2%	7%	11%
SC7	48%	21%	8%	14%	10%
LEIT-ICT	47%	14%	4%	22%	12%
LEIT-NMBP	24%	14%	19%	33%	10%
LEIT-SPACE	33%	0%	0%	17%	50%
Total	**47%**	**20%**	**3%**	**17%**	**13%**
Total ex. SC6	39%	22%	4%	22%	13%

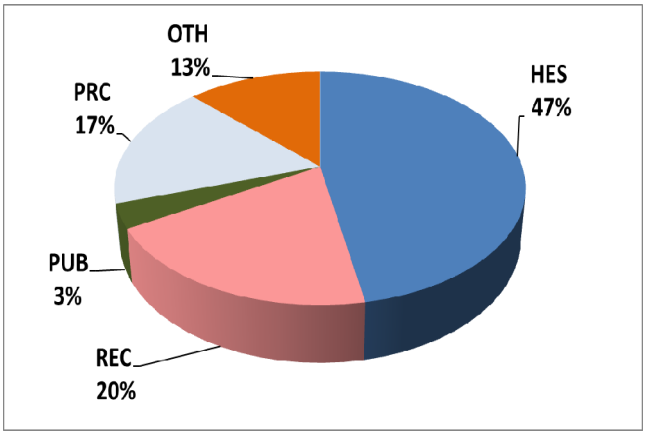

The share of SSH partners from higher education establishments (HES) is highest in SC6 (65%), SC2, SC7 and LEIT-SPACE (nearly 50%). It is lowest in SC4, SC3 and LEIT-NMBP (less than 30%). Research organisations fare best in SC5 (41%) and SC2 (31%). Private-for-profit entities are best represented in SC4 (39%), SC3 and LEIT-NMBP (both 33%), but their share is significantly lower in SC6 (7%), SC2 and SC5 (both 12%).

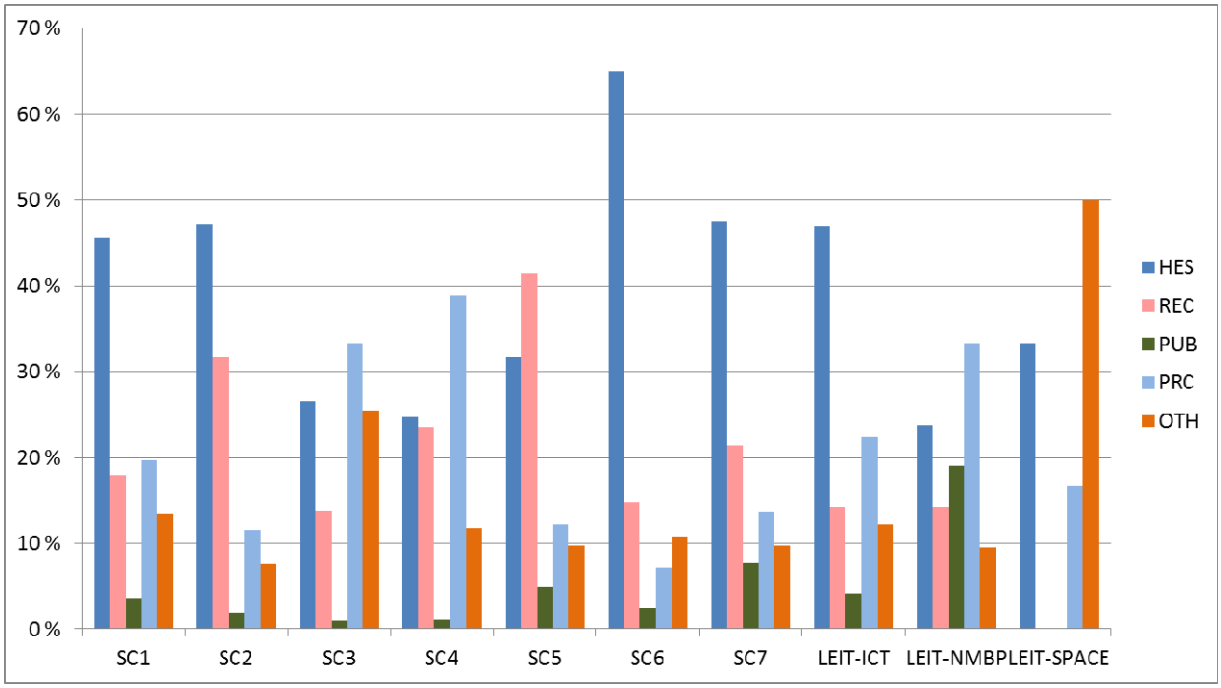

3.3 Project coordination

In total, 77 of 308 (25%) projects funded under the SSH-flagged topics in the Societal Challenges and the LEIT parts of Horizon 2020 were coordinated by an SSH partner. The highest number of SSH project coordinators can be found under SC6 with 28 SSH-coordinated projects followed by SC3 with 18 SSH-coordinated projects. The share of SSH-coordinated projects is the highest in SC6 (82%), SC2 (40%) and SC7 (35%).

If one excludes the high number of SSH coordinated projects under SC6, on average 18% of the projects are coordinated by an SSH partner. This rather low share of SSH coordinated projects indicates that the potential for SSH integration remains underused. This is particularly the case for Societal Challenge 1 and 4 where only 7% and 5% of the projects are coordinated by an SSH partner. In LEIT, there are also very few SSH coordinated projects. In LEIT-ICT 15% of the projects are coordinated by SSH partners while there are no SSH coordinated projects in LEIT-NMBP and LEIT-SPACE.

Horizon 2020 parts	Projects funded under SSH flagged topics	Projects coordinated by SSH partners	Share SSH coordinators
SC1	60	4	7 %
SC2	20	8	40 %
SC3	53	18	34 %
SC4	44	2	5 %
SC5	26	4	15 %
SC6	34	28	82 %
SC7	23	8	35 %
Total SC	260	72	28 %
LEIT-ICT	34	5	15 %
LEIT-NMBP	7	0	0 %
LEIT-SPACE	7	0	0 %
Total LEIT	48	5	10 %
Total	**308**	**77**	**25 %**
Total ex. SC6	274	49	18 %

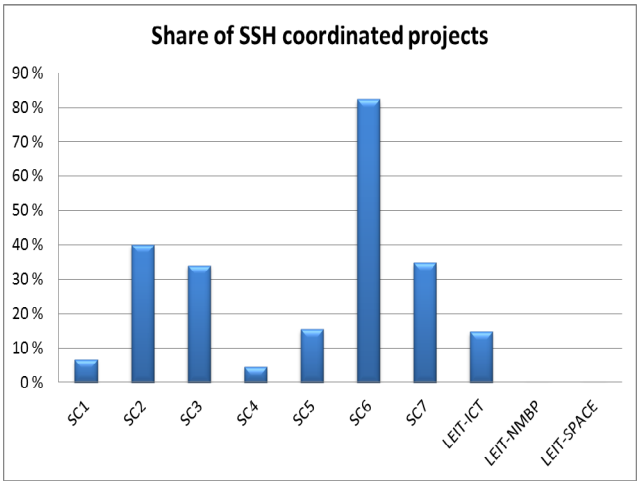

3.3.1 SSH coordinators by country affiliation

For project consortia led by an SSH partner, the SSH coordinators come predominantly from the EU-15 (92%). The countries with the highest shares of SSH coordinators are Germany (15 projects – 19%), the Netherlands (10 projects - 13%), the UK (10 projects – 13%), Spain (7 projects – 9%), Italy (6 projects – 8%), France (5 projects – 6%) and Belgium (4 projects – 5%). Together, these seven countries account for 74% of the SSH coordinators. In contrast, only 3% of the SSH coordinators come from the EU-13, which indicates that the geographical divide between the EU-15 and the EU-13 is even larger for the SSH coordinators as compared to the divide in the country affiliation of SSH partners.

Country affiliation of SSH coordinators: Sub-groups		
	Coordinators	Share
Total	77	100 %
EU-28	73	95 %
EU-15	71	92 %
EU-13	2	3 %
Associated countries	4	5 %
Third countries	0	0 %
Top 7 countries	57	74 %

Country affiliation of SSH project coordinators																			
H2020 parts	DE	NL	UK	ES	IT	FR	BE	NO	AT	EL	FI	IE	SE	DK	EE	HU	LU	PT	Total
Coordinators	15	10	10	7	6	5	4	4	3	2	2	2	2	1	1	1	1	1	77
Share	19 %	13 %	13 %	9 %	8 %	6 %	5 %	5 %	4 %	3 %	3 %	3 %	3 %	1 %	1 %	1 %	1 %	1 %	100 %

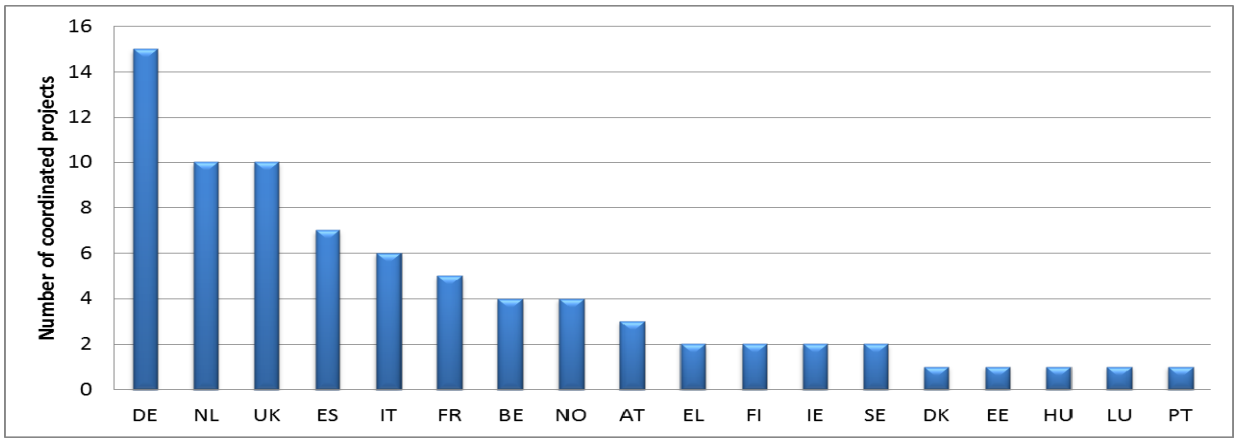

3.4 Discipline prevalence

Projects funded under the SSH-flagged topics of the Societal Challenges and LEIT parts of Horizon 2020 include a broad range of SSH disciplines. In particular, contributions from economics, business and marketing are included in 53% of these projects while insights from the fields of political science, public administration and law are incorporated in 38% of the projects. These two clusters of disciplines are by far the best represented in projects. In addition, some disciplines that are integrated fairly well in projects are education and communication in 22% of projects, psychology in 19% of projects and sociology in 17% of projects.

However, a number of other SSH disciplines are underrepresented. This is the case for the humanities and the arts which appear in only 9% of funded projects, for demography and geography (6% of the projects), anthropology and ethnology (3% of the projects) and history (2% of the projects).

Discipline prevalence in projects funded under SSH flagged topics		
Disciplines and clusters of disciplines	Number of projects that include partner-level expertise	Share of projects that include partner-level expertise
Economics, Business, Marketing	164	53 %
Political Science, Public Administration, Law	116	38 %
Education, Communication	69	22 %
Psychology	58	19 %
Sociology	53	17 %
Humanities, the Arts	29	9 %
Demography, Geography	17	6 %
Anthropology, Ethnology	8	3 %
History	5	2 %

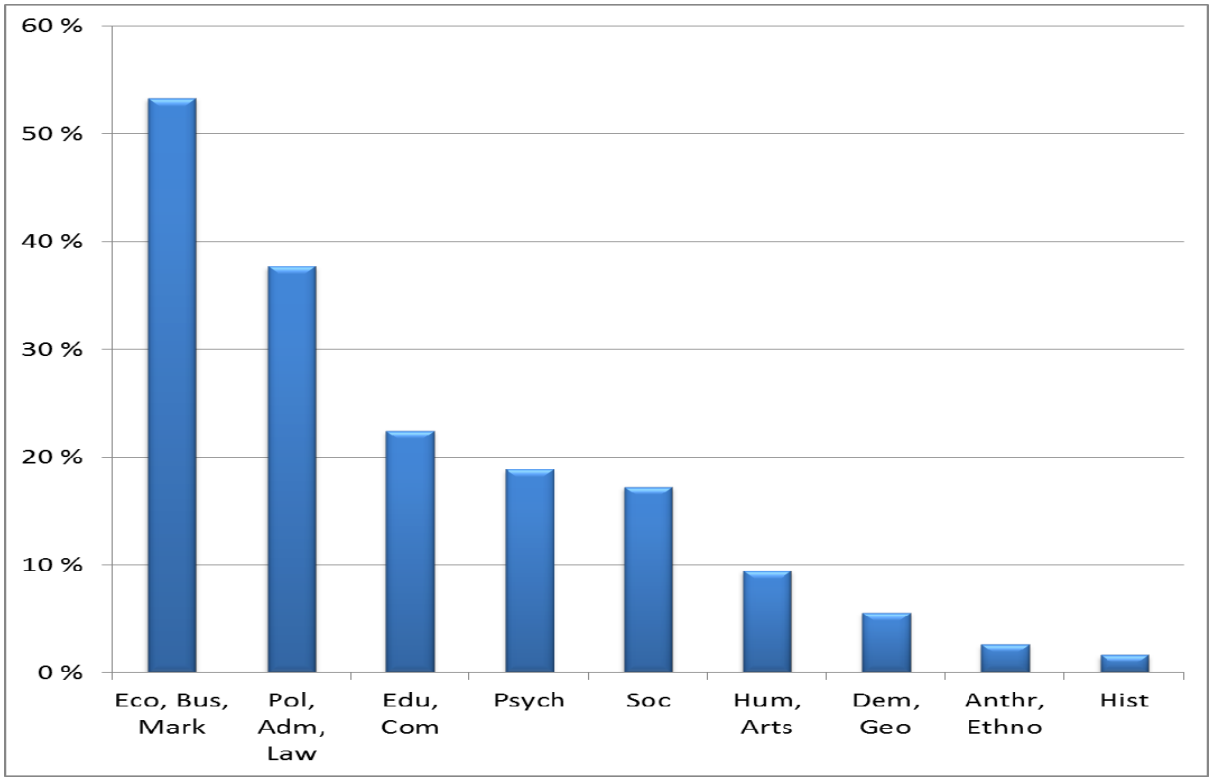

In terms of the prevalence of various SSH disciplines under the different parts of Horizon 2020, economics, business and marketing represent the most prevalent cluster of SSH disciplines in Societal Challenges 1 through 5. Political science, public administration and law are the most prevalent SSH cluster in Societal Challenges 6 and 7. The humanities and the arts form the largest cluster in LEIT-ICT and LEIT-NMBP, while education and communication form the largest cluster in LEIT-SPACE. History does not contribute in any of the Societal Challenges and LEIT parts, with the exception of Societal Challenge 6 and 7 where it contributes in 9% of the projects. It is also worth noticing that humanities and the arts only contribute in 3% of the projects funded under Societal Challenge 6.

The table below shows in detail the prevalence of disciplines and clusters of disciplines in the different parts of Horizon 2020. The most prevalent discipline in each Horizon 2020 part is highlighted in green, the second most prevalent discipline in light green and the least prevalent discipline in light pink.

Share of projects that include partner-level expertise from SSH disciplines and clusters of disciplines									
Horizon 2020 parts	Economics, Business, Marketing	Political Science, Public Administration, Law	Education, Communication	Psychology	Sociology	Humanities, the Arts	Demography, Geography	Anthropology, Ethnology	History
SC1	63 %	28 %	13 %	42 %	20 %	10 %	7 %	2 %	0 %
SC2	80 %	75 %	20 %	0 %	10 %	5 %	10 %	0 %	0 %
SC3	55 %	30 %	23 %	11 %	6 %	0 %	0 %	0 %	0 %
SC4	45 %	25 %	16 %	23 %	2 %	2 %	0 %	0 %	0 %
SC5	46 %	31 %	15 %	0 %	4 %	8 %	8 %	0 %	0 %
SC6	74 %	79 %	41 %	9 %	62 %	3 %	15 %	6 %	9 %
SC7	65 %	74 %	39 %	35 %	43 %	26 %	17 %	17 %	9 %
LEIT-ICT	18 %	15 %	24 %	18 %	9 %	26 %	0 %	3 %	0 %
LEIT-NMBP	29 %	0 %	14 %	0 %	0 %	43 %	0 %	0 %	0 %
LEIT-SPACE	14 %	0 %	29 %	0 %	0 %	0 %	0 %	0 %	0 %

3.5 Quality of integration

40% of projects funded under topics flagged for SSH show good integration of SSH in terms of share of partners, budget allocated to them, inclusion of explicit and purposeful contributions, and variety of disciplines involved. However, at the other end of the spectrum, 28% of the projects funded under topics flagged for SSH do not integrate any contributions from the SSH. When excluding Societal Challenge 6, the share of projects that fail to integrate contributions from the SSH increases from 28% to 32% while the share of projects with good SSH integration decreases from 40% to 32%.

Quality of SSH integration				
Horizon 2020 parts	**None**	**Weak**	**Fair**	**Good**
SC1	23 %	17 %	30 %	30 %
SC2	10 %	15 %	20 %	55 %
SC3	30 %	6 %	28 %	36 %
SC4	34 %	18 %	30 %	18 %
SC5	50 %	19 %	15 %	15 %
SC6	0 %	0 %	0 %	100 %
SC7	13 %	13 %	17 %	57 %
LEIT-ICT	53 %	3 %	12 %	32 %
LEIT-NMBP	29 %	14 %	14 %	43 %
LEIT-SPACE	57 %	0 %	29 %	14 %
Total	**28 %**	**11 %**	**21 %**	**40 %**
Total ex. SC6	32 %	12 %	24 %	32 %

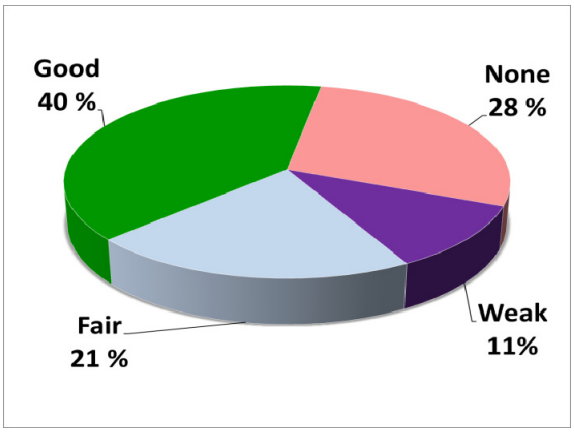

The quality of integration differs considerably across the various Societal Challenges and LEIT parts. In Societal Challenge 6 all funded projects show a good integration of SSH. Societal Challenge 2 and 7 also perform well with respectively 75% and 74% of the projects showing a fair or good integration of SSH. In contrast, only 31% and 44% of the projects funded under Societal Challenge 5 and LEIT-ICT show a fair or good integration of SSH. It is worth noting that more than half of the projects in SC4, SC5, LEIT-ICT and LEIT-SPACE show either no integration or weak integration of SSH.

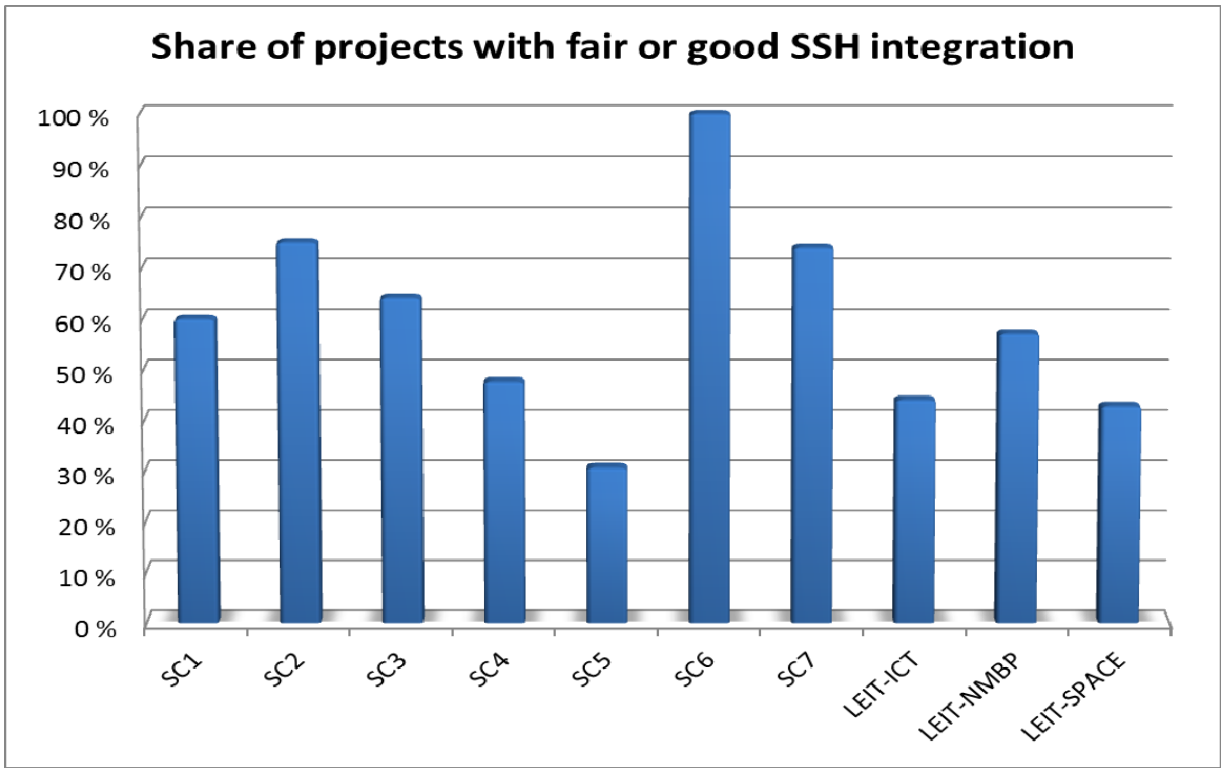

The type of action under which a project was funded strongly correlates with the quality of SSH integration in that project. Projects with good or fair integration of SSH account for 71% of Coordination and Support Actions (CSA), 60% of Research and Innovation Actions (RIA) but only 42% of Innovation Actions (IA).

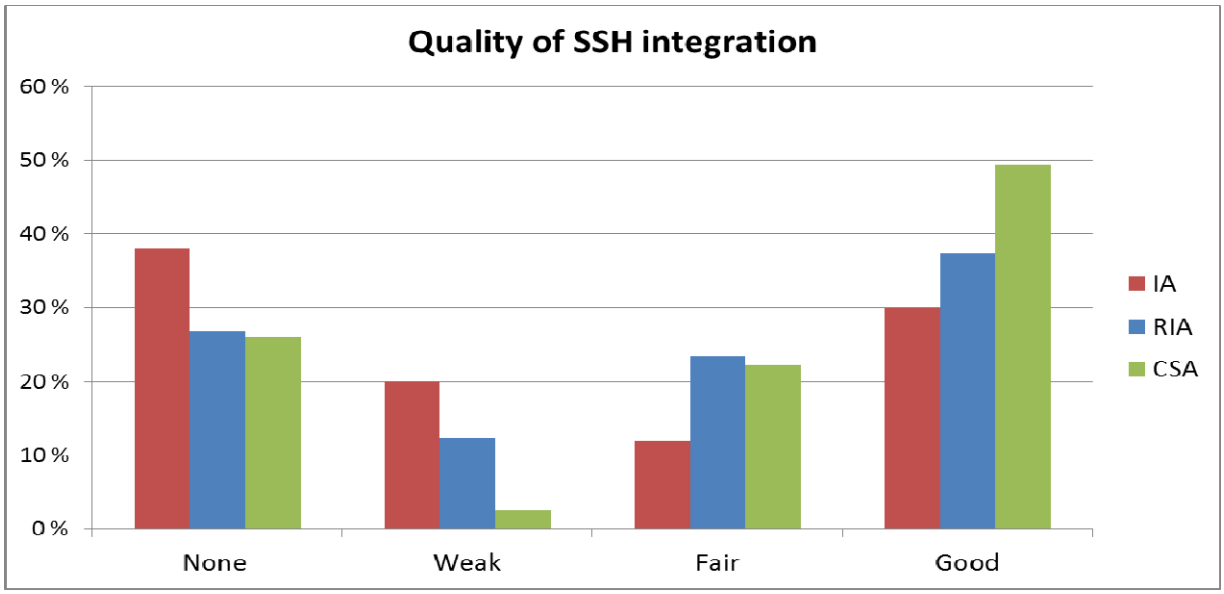

4. PROJECTS AND TOPICS WITH A STRONG SSH DIMENSION IN WP 2014-2015 – EXAMPLES OF BEST PRACTICE

In 2014, 37% of topics have been flagged for SSH. In practical terms, this meant that they aimed at including SSH research as integral part of the expertise needed to properly address the issue outlined in the topic: When truly embedded, the SSH are not relegated to an add-on status. The integration of SSH encompasses a broad variety of disciplines, and contributions from the SSH cover a broad range of conceptual schemes. Below are some examples of good practice for funded projects and SSH-flagged topics.

PROJECTS	
Project LIFEPATH: **Life course pathways underlying social differences in healthy ageing** Type of action: RIA WP Part**: SC1 Health, Demographic Change and Wellbeing** Call: Personalised Healthcare Topic: PHC-01-2014 Understanding health, ageing and disease: determinants, risk factors and pathways	There are significant differences in the biological pathways to aging among individuals. In particular, healthy ageing, quality of life and life expectancy differ significantly between individuals of different socioeconomic groups. To understand what determines this variation, LIFEPATH integrates biology, biostatistics, epidemiology and epigenomics approaches with social science approaches (sociology, economics and public health policies). LIFEPATH aims to show that healthy ageing is an achievable goal for society, as it is already experienced by individuals of high socio-economic status. It will also investigate the consequences of the current economic recession and accompanying increase in social inequalities on health and the biology of ageing. Based on these insights, it will provide evidence for healthy ageing policies that can address social disparities in ageing.
Project NANORESTART: **NANOmaterials for the REStoration of works of ART** Type of action: IA WP Part: **LEIT** Call: Nanotechnologies & Advanced Materials Topic: NMP 21 - 2014: Materials-based solutions for the protection or preservation of European cultural heritage	There is currently a lack of methodologies for the conservation of modern and contemporary artworks that use non-traditional materials (plastics, fiberglass, etc.) As a result, many works of art will not be accessible in very short time due to extremely fast degradation processes. NANORESTART will develop nanomaterials to ensure long term protection and security of modern and contemporary cultural heritage, taking into account environmental and human risks, feasibility and materials costs. NANORESTART brings together specialists in chemistry, materials science, art conservation, art restoration as well as museum curators and cultural heritage educators. They will priorities and assess the new materials on modern and contemporary artefacts in urgent need of conservation, then disseminate the knowledge among conservators on a worldwide perspective. The market for conservation of this heritage is estimated at some €5 billion per year and could increase by a significant factor in the next years due to the wider use of nanomaterials.
Project EMPOWER: **Empowering a reduction in use of conventionally-fuelled vehicles** Type of action: RIA WP Part**: SC4 Smart, Green and Integrated Transport**	The goal of EMPOWER is to substantially reduce the use of conventionally-fuelled vehicles (CFV) in cities. To do so, it integrates technological and socio-economic approaches in order to influence both the mobility options available to CFV users and the mobility behaviour of these users. The project brings together transport engineers, transport infrastructure specialists, cognitive psychologists, economists as well as specialists in traffic behaviour and organisational psychology.

Call**:** Mobility for Growth Topic: MG-5.1-2014 Transforming the use of conventionally fuelled vehicles in urban areas	The project will create, test and demonstrate a set of tools for the transport industry and policy-makers. These tools will empower them to understand, choose and successfully implement positive evidence-based and cost- effective policy interventions and changes in infrastructure, i.e. shifting trips to other transport modes and vehicle types, promoting sharing and self-organisation in users, and reducing demand outside peak times. EMPOWER expects to reach 1 million CFV vehicle users.
Project CARISMA: **Coordination and Assessment of Research and Innovation in Support of Climate Mitigation Actions** Type of action: CSA WP Part**: SC5 Climate Action, Environment, Resource Efficiency and Raw Materials** Call: Growing a Low Carbon, Resource Efficient Economy with a Sustainable Supply of Raw Materials Topic: SC5-2014-one-stage	The CARISMA project has two overall objectives. First, through effective stakeholder consultation and communication leading to improved coordination and assessment of climate change mitigation options, it aims to benefit research and innovation efficiency as well as international cooperation on research and innovation and technology transfer. Second, it seeks to assess policy and governance questions that shape the prospects of climate change mitigation options, and discuss the results with representatives from the CARISMA target audiences to incorporate what can be learned for the benefit of climate change mitigation. The experienced, interdisciplinary and diverse CARISMA consortium has an extensive track record of collaborating in Framework Programme projects. It combines capacity for technological, environmental, economic and social assessment with deep expertise across a range of climate change mitigation options, encompassing mature and emerging technologies as well as practices and governance, which are increasingly identified as important areas to achieve deep greenhouse gas emission reductions. Communication with, and support to, the CARISMA target audiences are an integral part of the project. In all inventory and assessment activities envisaged in the project, interaction with stakeholders is a key part. To facilitate coordination and avoid overlap, these activities are overseen by a dedicated work package. The target audiences include national and local policymakers, innovation and strategy managers in business and industry, research funding organisations and the research community. The CARISMA project will result in online platform services, face-to-face interactions, policy briefs and publications and increased capacity in the EU, Accession Countries and beyond, to address the climate change challenge and move towards a green, innovative and thriving global economy.

TOPICS	
ISIB-01-2014: Provision of public goods by EU agriculture and forestry WP Part**: SC2 Food Security, Sustainable Agriculture and Forestry, Marine, Maritime and Inland Water Research and the Bio-economy**	"Proposals should develop a systematic and operational framework to map, characterize and quantify the variety of public goods provided by agricultural and forestry ecosystems throughout Europe. This will include identifying links between economic activities in the primary production sectors and the delivery of public goods (including conflicting demands) as well as important 'disservices' of agriculture resulting in trade-offs as regards the provision of public goods. Proposals should take into account various temporal and spatial scales, different types of cropping, husbandry, and forest management systems as well as the diversity and dynamics of climatic, natural, cultural and socio-economic conditions all over the EU. Furthermore, proposals should consider ways in which to valorise and establish effective support measures (policies, incentives, public services) for the delivery of public goods in response to societal expectations."

PHC-22-2015: Promoting mental well-being in ageing population WP Part**: SC1 Health, Demographic Change and Wellbeing**	"Proposals should include multi-disciplinary research to improve the understanding, prevention, early diagnosis, and treatment of, mental conditions and disorders of older people. This may include research into physical, psychological, environmental and social determinants of healthy ageing. Proposals may address the role of external or internal determinants of mental health, including e.g. behaviour, resilience, sensory deficits, chronic disease, substance use, socio-economic stressors (e.g. loneliness, poverty, violence, trauma and conflicts), or other physical and environmental stressors. Clinical trials or comparative effectiveness research should contribute to the establishment of integrated preventative or therapeutic intervention strategies to improve mental health in the older population. Preference will be given to interventions with high public health relevance, i.e. addressing particularly frequent or severe situations, with a high impact on the quality of life of the individual and/or associated with a significant socio-economic burden."
EE-2015-3-MarketUptake Consumer engagement for sustainable energy WP Part**: SC3 Secure, Clean and Efficient Energy**	"Project proposals should focus on changing the behaviour of consumers in their everyday life (e.g. at home, at work, at school), using market segmentation and focussing on 'action', the last step of the AIDA (Awareness – Interest – Desire – Action) framework. Equipment responsible for main energy consumption […], as well as products from the small scale renewable energy market, should be addressed in priority. Educational activities or tools (such as comparative ones) may be necessary, e.g. to help consumers read and understand their energy bills or labels; to help them take advantage of ICT devices and tools to monitor and analyse their energy use; to increase trust in individual smart meters or energy audits; or to help them participate in community renewable energy projects (e.g. RES consumer cooperatives, community-owned projects, etc.). Actions should take gender issues into account when relevant and involve manufacturers, retailers and consumer associations when these can play a decisive role. The use of social innovations and innovative technologies (e.g. smart meters/appliances/ICT) should be considered when it brings added value, especially when addressing the younger generation. More fundamental activities aimed at a better understanding of consumers' and other stakeholders' perception, motivation and behaviour are part of the scope (e.g. understanding of product labels and building certificates, difference in patterns of consumption for women and men) provided their results can directly lead to improvements in the effectiveness of consumer-driven initiatives.

5. DETAILED ASSESSMENT: INTEGRATION OF SSH BY WORK PROGRAMME PART

5.1 Societal Challenge 1 'Health, Demographic Change and Well-being'

In 2014 SC1 funded a total of 28 topics under two calls for proposals: Personalising Health and Care (PHC) and Health Co-ordination Activities (HCO). The 2014-15 Work Programme set the budget for these 28 topics at €589 million.

11 out of the 28 topics were flagged for SSH:

- 5 topics under the call PHC
- 6 topics under the call HCO.

These 11 topics funded 60 projects for a budget of €275 million, out of which €33 million (i.e. 12%) went to SSH partners: €31 million under the call Personalising Health and Care and €2 million under the call Co-ordination Activities.

In terms of types of action, the 60 funded projects include:

- 50 Research and Innovation Actions
- 5 Innovation Action
- 5 Coordination and Support Actions.

SSH partners account for 17% of project partners (112 out of 678) in the 60 projects. The six most represented countries are the UK, Spain, the Netherlands, Germany, Belgium and France.

Country of affiliation of SSH partners																					
Country	UK	ES	NL	DE	BE	FR	AT	IT	IE	PT	CH	FI	DK	EL	NO	CZ	EE	LU	PL	RO	SE
Partners	24	13	11	9	8	8	7	5	4	4	4	3	2	2	2	1	1	1	1	1	1
Share	21%	12%	10%	8%	7%	7%	6%	4%	4%	4%	4%	3%	2%	2%	2%	1%	1%	1%	1%	1%	1%

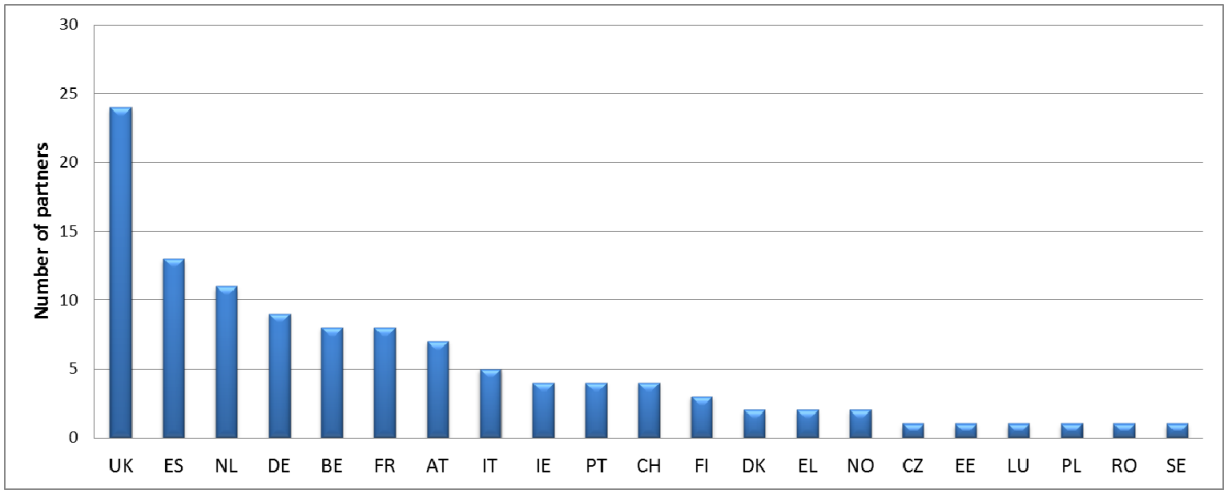

Project coordination is done by an SSH partner in 4 out of the 60 projects. The 4 SSH project coordinators are affiliated with the 4 countries listed below.

Country of affiliation of SSH partners	DE	FR	NL	PT
Number of projects coordinated	1	1	1	1

In terms of type of activity, 64% of all 112 SSH partners are either HES or REC.

Type of activity of partners	Number of SSH partners	Share of SSH partners
HES	51	46%
REC	20	18%
PUB	4	4%
PRC	22	20%
OTH	15	13%
Total	112	100%

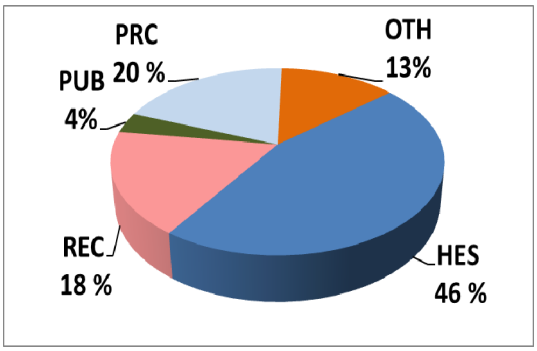

In terms of type of SSH expertise across all 60 funded projects, two clusters of disciplines are prevalent: 63% of projects include partners with expertise in economics, business or marketing while 42% of projects include partners with expertise in psychology.

Discipline prevalence in projects funded under SSH-flagged topics		
Disciplines and clusters of disciplines	Number of projects that include partner-level expertise	Share of projects that include partner-level expertise
Economics, Business, Marketing	38	63 %
Psychology	25	42 %
Political Science, Public Administration, Law	17	28 %
Sociology	12	20 %
Education, Communication	8	13 %
Humanities, the Arts	6	10 %
Demography, Geography	4	7 %
Anthropology, Ethnology	1	2 %
History	0	0 %

When it comes to the quality of SSH integration, 30% of projects funded under the SC1 topics flagged for SSH showed good integration of SSH and of their contributions while 23% of projects failed to integrate the SSH.

Quality of SSH integration	Number of projects	Share of projects
None	14	23 %
Weak	10	17 %
Fair	18	30 %
Good	18	30 %
Total	60	100 %

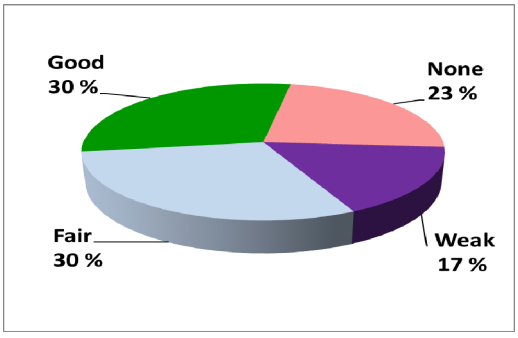

5.2 Societal Challenge 2 'Food Security, Sustainable Agriculture and Forestry, Marine, Maritime and Inland Water Research and the Bioeconomy'

In 2014 SC2 funded a total of 37 topics under three calls for proposals: Sustainable Food Security (SFS), Blue Growth (BG), and Innovative, Sustainable and Inclusive Bioeconomy (ISIB). The 2014-15 Work Programme set the budget for these 37 topics at €292,5 million.
13 out of the 37 topics were flagged for SSH:

- 6 topics under the call SFS
- 4 topics under the call BG
- 3 topics under the call ISIB.

These 13 topics funded 20 projects for a budget of €104 million, out of which €29 million (i.e. 27%) went to SSH partners: €11 million under the call SFS, €12 million under the call BG and €6 million under the call ISIB.
In terms of types of action, the 20 funded projects include:

- 14 Research and Innovation Actions
- 1 Innovation Action
- 5 Coordination and Support Actions.

SSH partners account for 29% of project partners (104 out of 361) in the 20 projects. The five most represented countries are the UK, France, Italy, Belgium and Germany.

Country of affiliation of SSH partners																										
Country	UK	FR	IT	BE	DE	NL	DK	ES	PT	NO	FI	IE	PL	AT	IS	OTH	BG	CZ	EE	HU	RO	SE	SI	FO	RS	ZA
Partners	20	13	8	7	7	6	5	5	4	4	3	3	3	2	2	2	1	1	1	1	1	1	1	1	1	1
Share	19%	13%	8%	7%	7%	6%	5%	5%	4%	4%	3%	3%	3%	2%	2%	2%	1%	1%	1%	1%	1%	1%	1%	1%	1%	1%

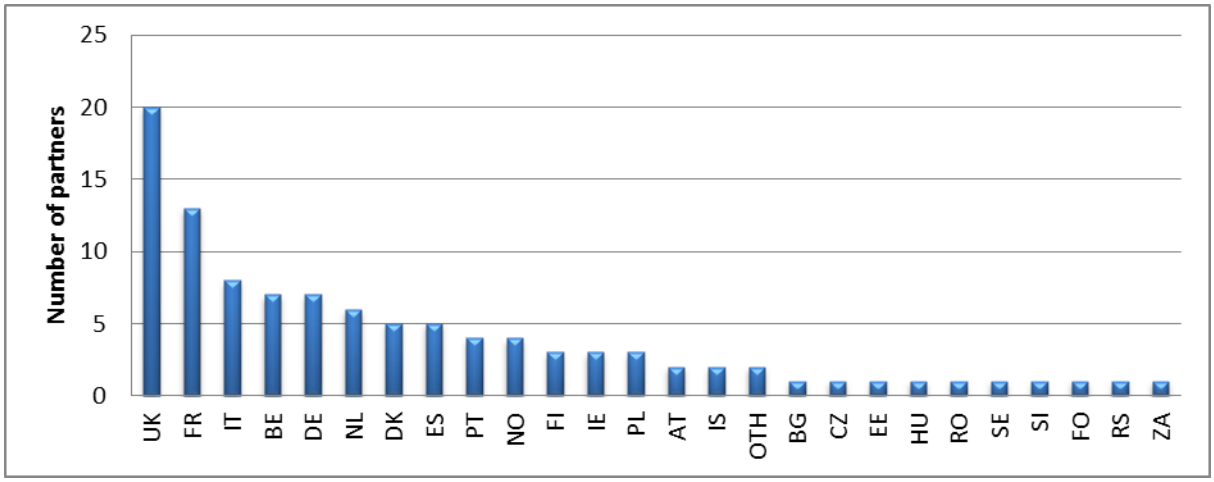

Project coordination is done by an SSH partner in 8 out of the 20 projects. The 8 SSH project coordinators are affiliated with the six countries listed below.

Country of affiliation of SSH partners	BE	DE	FR	IE	NL	UK
Number of projects coordinated	1	1	2	1	1	2

In terms of type of activity, close to 80% of all 104 SSH partners are either HES or REC.

Type of activity of partners	Number of SSH partners	Share of SSH partners
HES	49	47%
REC	33	32%
PUB	2	2%
PRC	12	12%
OTH	8	8%
Total	104	100%

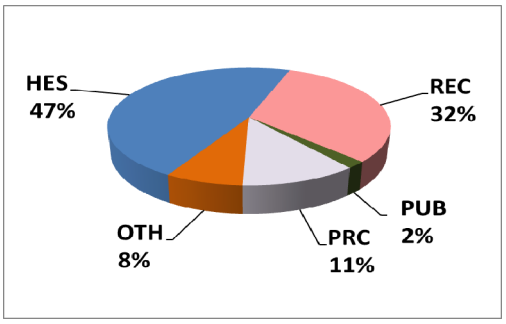

In terms of type of SSH expertise across all 20 funded projects, two clusters of disciplines are prevalent: economics, business and marketing as well as political science, public administration and law.

Discipline prevalence in projects funded under SSH-flagged topics		
Disciplines and clusters of disciplines	**Number of projects that include partner-level expertise**	**Share of projects that include partner-level expertise**
Economics, Business, Marketing	16	80 %
Political Science, Public Administration, Law	15	75 %
Education, Communication	4	20 %
Demography, Geography	2	10 %
Sociology	2	10 %
Humanities, the Arts	1	5 %
Anthropology, Ethnology	0	0 %
History	0	0 %
Psychology	0	0 %

When it comes to the quality of SSH integration, 55% of projects funded under the SC2 topics flagged for SSH showed good integration of SSH partners and of their contributions while 10% of projects did not include any SSH partners.

Quality of SSH integration	Number of projects	Share of projects
None	2	10 %
Weak	3	15 %
Fair	4	20 %
Good	11	55 %
Total	20	100 %

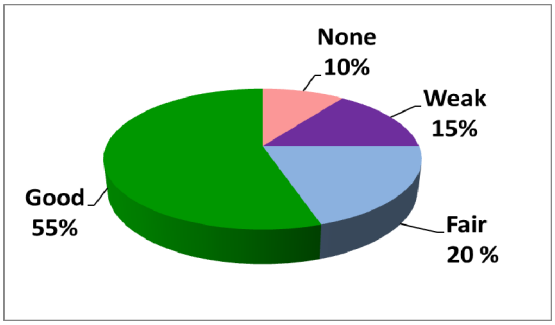

5.3 Societal Challenge 3 'Secure, clean and efficient energy'

In 2014 SC3 funded a total of 38 topics under two calls for proposals: Efficient Energy (EE) and Competitive Low-Carbon Energy (LCE). The 2014-15 Work Programme set the budget for these 38 topics at €583 million.

16 out of the 38 topics were flagged for SSH:

- 15 topics under the call EE
- 1 topic under the call LCE.

These 16 topics funded 53 projects for a budget of €94 million, out of which €21 million (i.e. 22%) went to SSH partners: €16 million under the call EE and €5 million under the call LCE.

In terms of types of action, the 53 funded projects include:

- 12 Research and Innovation Actions
- 0 Innovation Actions
- 41 Coordination and Support Actions.

SSH partners account for 20% of project partners (102 out of 498) in the 53 projects. The five most represented countries are Germany, the UK, Belgium, France and Italy.

Country of affiliation of SSH partners																									
Country	DE	UK	BE	FR	IT	AT	NL	ES	HU	EL	FI	PL	SK	CZ	DK	EE	IE	LV	PT	RO	SE	CH	NO	RS	UA
Partners	22	11	9	9	9	8	7	5	3	2	2	2	2	1	1	1	1	1	1	1	1	1	1	1	1
Share	22%	11%	9%	9%	9%	8%	7%	5%	3%	2%	2%	2%	2%	1%	1%	1%	1%	1%	1%	1%	1%	1%	1%	1%	1%

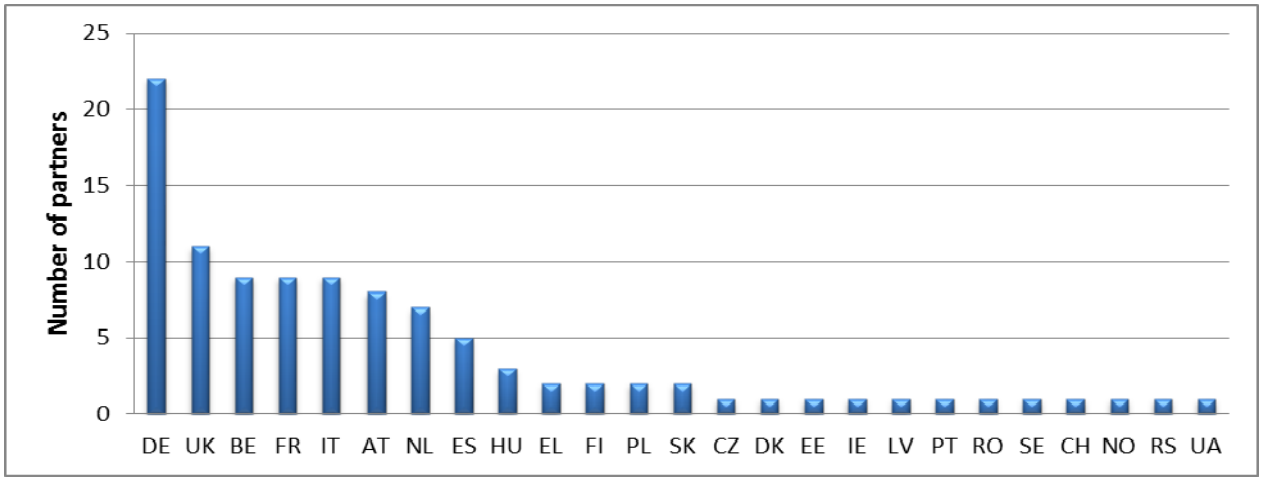

Project coordination is done by an SSH partner in 18 out of the 53 projects. The 18 SSH project coordinators are affiliated with the twelve countries listed below.

Country of affiliation of SSH partners	AT	BE	DE	EL	ES	FI	FR	HU	IE	IT	NL	UK
Number of projects coordinated	2	1	6	1	1	1	1	1	1	1	1	1

In terms of type of activity, 40% of all 102 SSH partners are either HES or REC while 33% are PRC.

Type of activity of partners	Number of SSH partners	Share of SSH partners
HES	27	26 %
REC	14	14 %
PUB	1	1 %
PRC	34	33 %
OTH	26	25 %
Total	102	100 %

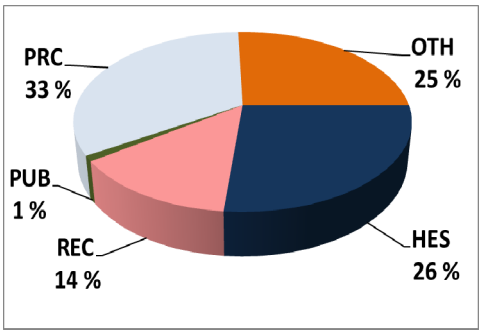

In terms of type of SSH expertise across all 53 funded projects, three clusters of disciplines are prevalent: economics, business and marketing; political science, public administration and law; and education and communication.

Discipline prevalence in projects funded under SSH-flagged topics		
Disciplines and clusters of disciplines	**Number of projects that include partner-level expertise**	**Share of projects that include partner-level expertise**
Economics, Business, Marketing	29	55 %
Political Science, Public Administration, Law	16	30 %
Education, Communication	12	23 %
Psychology	6	11 %
Sociology	3	6 %
Anthropology, Ethnology	0	0 %
Demography, Geography	0	0 %
History	0	0 %
Humanities, the Arts	0	0 %

When it comes to the quality of SSH integration, 36% of projects funded under the SC3 topics flagged for SSH showed good integration of SSH partners and of their contributions while 30% of projects did not include any SSH partners.

Quality of SSH integration	Number of projects	Share of projects
None	16	30 %
Weak	3	6 %
Fair	15	28 %
Good	19	36 %
Total	53	100 %

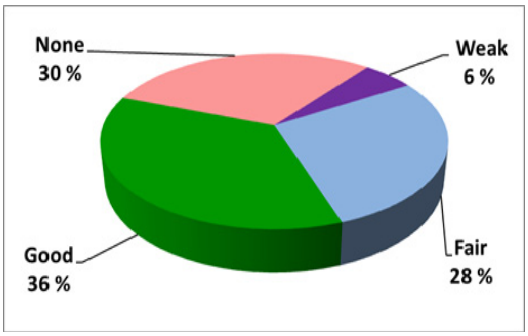

5.4 Societal Challenge 4 'Smart, green and integrated transport'

In 2014 SC4 funded a total of 39 topics under two calls for proposals: Mobility for Growth (MG) and Green Vehicles (GV). The 2014-15 Work Programme set the budget for these 39 topics at €539 million.

17 out of the 39 topics were flagged for SSH:

- 16 topics under the call MG
- 1 topic under the call GV.

These 17 topics funded 44 projects for a budget of €226 million, out of which €21 million (i.e. 9%) went to SSH partners: €19 million under the call MG and €2 million under the call GV.

In terms of types of action, the 44 funded projects include:

- 38 Research and Innovation Actions
- 0 Innovation Actions
- 6 Coordination and Support Actions.

SSH partners account for 13% of project partners (85 out of 651) in the 44 projects. The five most represented countries are the Netherlands, Belgium, the UK, Germany and Italy.

Country of affiliation of SSH partners																
Country	NL	BE	UK	DE	IT	AT	FR	PL	ES	LU	NO	PT	CH	EL	FI	OTH
Partners	13	11	11	9	8	7	6	4	3	3	3	2	2	1	1	1
Share	16%	14%	14%	11%	10%	9%	8%	5%	4%	4%	4%	3%	3%	1%	1%	1%

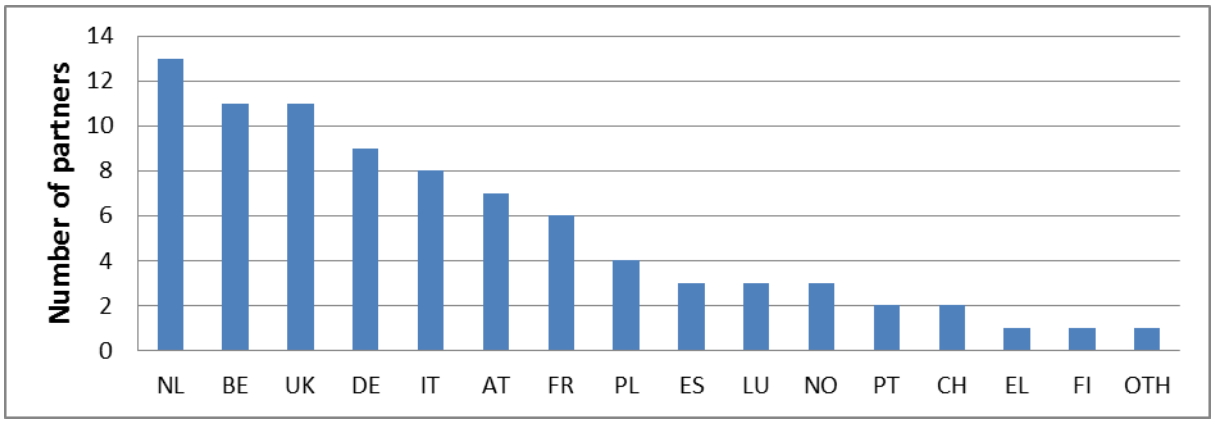

Project coordination is done by an SSH partner in 2 out of the 44 projects. The 2 SSH project coordinators are affiliated with the countries listed below.

Country of affiliation of SSH partners	DE	NO
Number of projects coordinated	1	1

In terms of type of activity, close to 50% of all 85 SSH partners are either HES or REC.

Type of activity of partners	Number of SSH partners	Share of SSH partners
HES	21	25%
REC	20	24%
PUB	1	1%
PRC	33	39%
OTH	10	12%
Total	85	100%

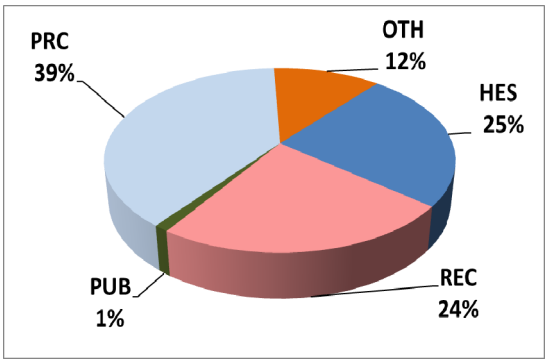

In terms of type of SSH expertise across all 44 funded projects, three clusters of disciplines are prevalent: economics, business and marketing; political science, public administration and law; and psychology.

Discipline prevalence in projects funded under SSH-flagged topics		
Disciplines and clusters of disciplines	Number of projects that include partner-level expertise	Share of projects that include partner-level expertise
Economics, Business, Marketing	20	45 %
Political Science, Public Administration, Law	11	25 %
Psychology	10	23 %
Education, Communication	7	16 %
Humanities, the Arts	1	2 %
Sociology	1	2 %
Anthropology, Ethnology	0	0 %
Demography, Geography	0	0 %
History	0	0 %

When it comes to the quality of SSH integration, 18% of projects funded under the SC4 topics flagged for SSH showed good integration of SSH partners and of their contributions while 34% of projects did not include any SSH partners.

Quality of SSH integration	Number of projects	Share of projects
None	15	34 %
Weak	8	18 %
Fair	13	30 %
Good	8	18 %
Total	44	100 %

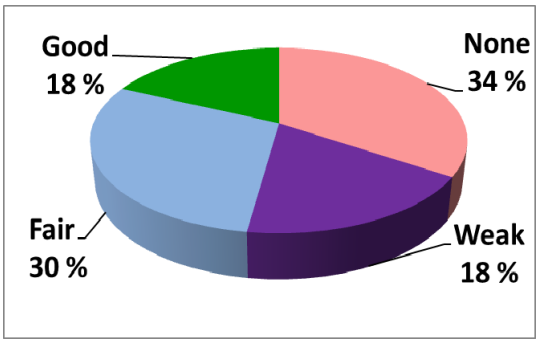

5.5 Societal Challenge 5 'Climate action, environment, resource efficiency and raw materials'

In 2014 SC5 funded a total of 25 topics under three calls for proposals: Waste – A resource to recycle, reuse and recover raw materials (WASTE), Water Innovation – Boosting its value for Europe (WATER) and Growing a low-carbon, resource-efficient economy with a sustainable supply of raw materials (SC5). The 2014-15 Work Programme set the budget for these 25 topics at €306 million.

9 out of the 25 topics were flagged for SSH:

- 3 topics under the call WASTE
- 1 topic under the call WATER
- 5 topics under the call SC5.

These 9 topics funded 26 projects for a budget of €124 million, out of which €16 million (i.e. 13%) went to SSH partners: €3 million under the call WASTE, €1 million under the call WATER and €12 million under the call SC5.

In terms of types of action, the 26 funded projects include:

- 4 Research and Innovation Actions
- 16 Innovation Action
- 6 Coordination and Support Actions.

SSH partners account for 11% of project partners (41 out of 376) in the 26 projects. The six most represented countries are Spain, the Netherlands, Belgium, the UK, Germany and Sweden.

Country of affiliation of SSH partners												
Country	ES	NL	BE	UK	DE	SE	DK	FR	IT	PL	EL	CH
Partners	6	6	5	5	4	4	3	2	2	2	1	1
Share	15%	15%	12%	12%	10%	10%	7%	5%	5%	5%	2%	2%

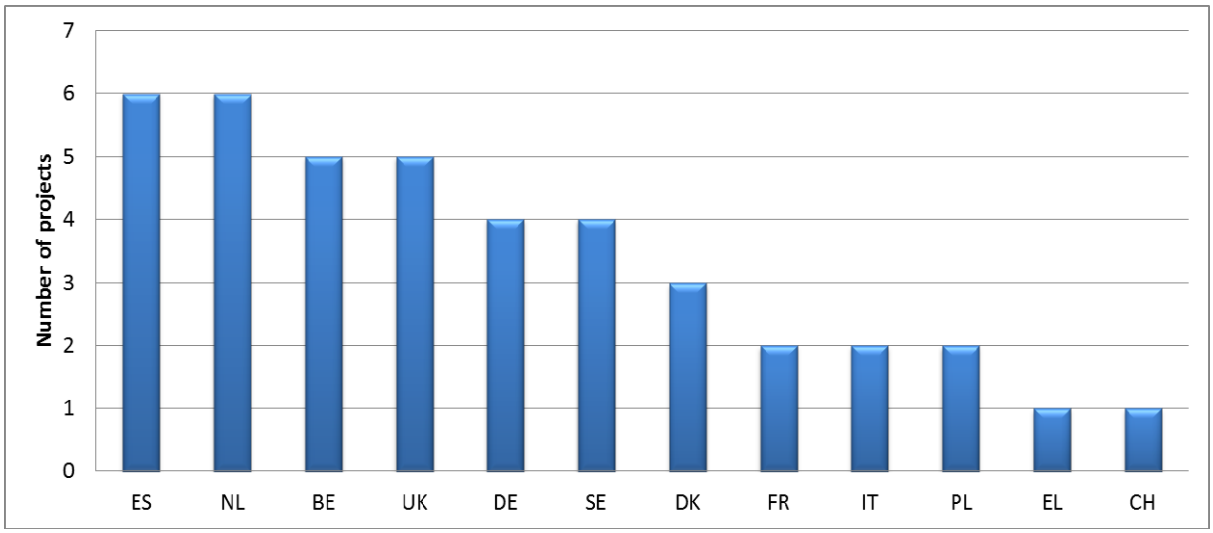

Project coordination is done by an SSH partner in 4 out of the 26 projects. The 4 SSH project coordinators are affiliated with the 3 countries listed below.

Country of affiliation of SSH partners	DE	NL	UK
Number of projects coordinated	2	1	1

In terms of type of activity, 73% of all 41 SSH partners are either HES or REC.

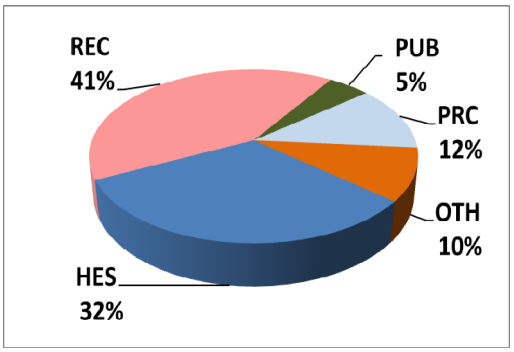

Type of activity of partners	Number of SSH partners	Share of SSH partners
HES	13	32%
REC	17	41%
PUB	2	5%
PRC	5	12%
OTH	4	10%
Total	41	100%

In terms of type of SSH expertise across all 26 funded projects, three clusters of disciplines are prevalent: economics, business and marketing; political science, public administration and law; and education and communication.

Discipline prevalence in projects funded under SSH-flagged topics		
Disciplines and clusters of disciplines	Number of projects that include partner-level expertise	Share of projects that include partner-level expertise
Economics, Business, Marketing	12	46 %
Political Science, Public Administration, Law	8	31 %
Education, Communication	4	15 %
Demography, Geography	2	8 %
Humanities, the Arts	2	8 %
Sociology	1	4 %
Anthropology, Ethnology	0	0 %
History	0	0 %
Psychology	0	0 %

When it comes to the quality of SSH integration, 15% of projects funded under the SC5 topics flagged for SSH showed good integration of SSH partners and of their contributions while 50% of projects did not include any SSH partners.

Quality of SSH integration	Number of projects	Share of projects
None	13	50 %
Weak	5	19 %
Fair	4	15 %
Good	4	15 %
Total	26	100 %

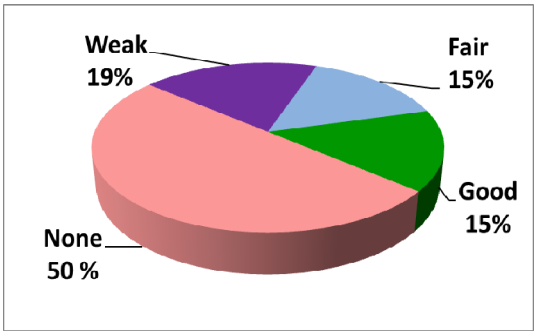

5.6 Societal Challenge 6 'Europe in a changing world – Inclusive, innovative and reflective Societies'

In 2014 SC6 funded a total of 19 topics under four calls for proposals: Overcoming the Crisis: New Ideas, Strategies and Governance Structures for Europe (EURO), the Young Generation in an Innovative, Inclusive and Sustainable Europe (YOUNG), Reflective Societies: Cultural Heritage and European Identities (REFLECTIVE), and New Forms of Innovation (INSO). The 2014-15 Work Programme set the budget for these 19 topics at €114,4 million.

11 out of the 19 topics were flagged for SSH:

- 4 topics under the call EURO
- 3 topics under the call YOUNG
- 1 topics under the call REFLECTIVE
- 3 topics under the call INSO

These 11 topics funded 34 projects for a budget of €83 million, out of which €70 million (i.e. 84%) went to SSH partners: €42 million under the call EURO, €18 million under the call YOUNG, €1 million under the call REFLECTIVE and €9 million under the call INSO.

In terms of types of action, the 34 funded projects include:

- 25 Research and Innovation Actions
- 7 Innovation Actions
- 2 Coordination and Support Actions.

SSH partners account for 88% of project partners (297 out of 337) in the 34 projects. The four most represented countries are the UK, Germany, Italy, and the Netherlands.

Country of affiliation of SSH partners																		
Country	UK	DE	IT	NL	BE	ES	FR	SE	EL	HU	PL	DK	AT	PT	CH	NO	BG	CZ
Partners	43	32	26	19	18	18	16	14	12	11	9	8	6	6	6	6	5	5
Share	14 %	11 %	9 %	6 %	6 %	6 %	5 %	5 %	4 %	4 %	3 %	3 %	2 %	2 %	2 %	2 %	2 %	2 %

Country of affiliation of SSH partners																		
Country	IE	RO	EE	FI	LU	SK	CY	LV	SI	HR	LT	MT	RS	TR	BR	CA	US	UA
Partners	5	5	3	3	3	3	2	2	2	1	1	1	1	1	1	1	1	1
Share	2 %	2 %	1 %	1 %	1 %	1 %	1 %	1 %	1 %	0 %	0 %	0 %	0 %	0 %	0 %	0 %	0 %	0 %

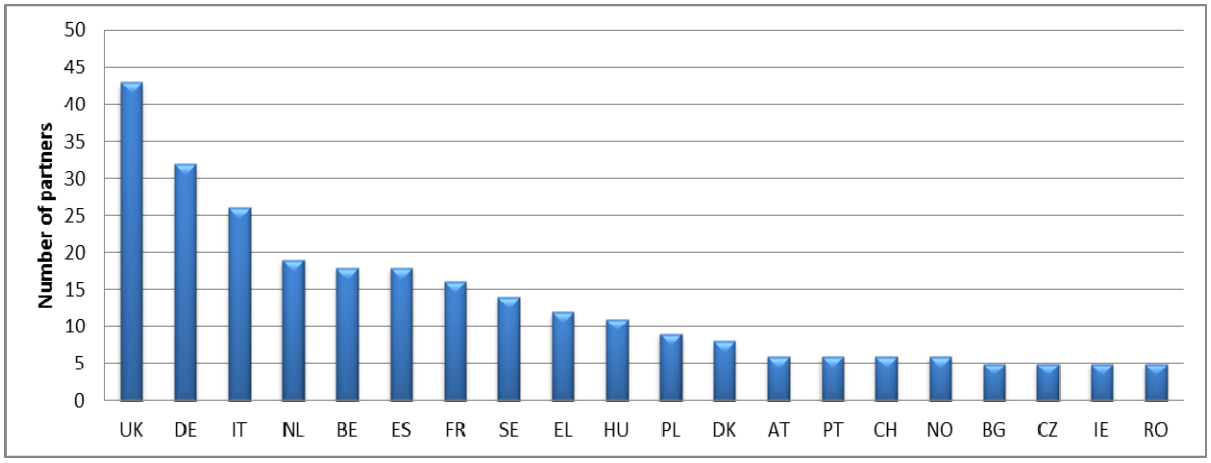

Project coordination is done by an SSH partner in 28 out of the 34 projects. The 28 SSH project coordinators are affiliated with the fifteen countries listed below.

Country of affiliation of SSH partners	AT	BE	DE	DK	EE	EL	ES	FI	FR	IT	LU	NL	SE	UK	NO
Number of projects coordinated	1	2	3	1	1	1	2	1	1	5	1	2	2	4	1

In terms of type of activity, 80% of all 297 SSH partners are either HES or REC.

Type of activity of partners	Number of SSH partners	Share of SSH partners
HES	193	65%
REC	44	15%
PUB	7	2%
PRC	21	7%
OTH	32	11%
Total	297	100%

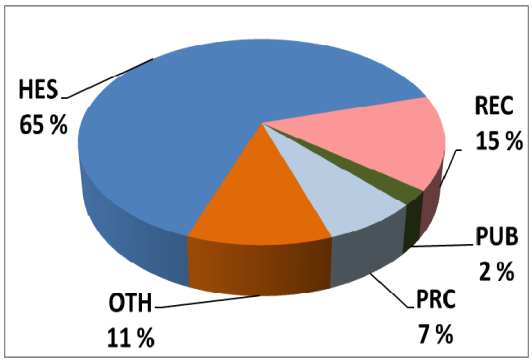

In terms of type of SSH expertise across all 34 funded projects, four clusters of disciplines are prevalent: political science, public administration and law; economics, business and marketing; sociology; and education and communication.

Discipline prevalence in projects funded under SSH-flagged topics		
Disciplines and clusters of disciplines	Number of projects that include partner-level expertise	Share of projects that include partner-level expertise
Political Science, Public Administration, Law	27	79 %
Economics, Business, Marketing	25	74 %
Sociology	21	62 %
Education, Communication	14	41 %
Demography, Geography	5	15 %
History	3	9 %
Psychology	3	9 %
Anthropology, Ethnology	2	6 %
Humanities, the Arts	1	3 %

When it comes to the quality of SSH integration, all projects funded under the SC6 topics flagged for SSH showed good integration of SSH partners and of their contributions.

Quality of SSH integration	Number of projects	Share of projects
None	0	0 %
Weak	0	0 %
Fair	0	0 %
Good	34	100 %
Total	34	100 %

5.7 Societal Challenge 7 'Secure Societies – Protecting freedom and security of Europe and its citizens'

In 2014 SC7 funded a total of 25 topics under four calls for proposals: Disaster-resilience: safeguarding and securing society, including adapting to climate change, Fight against crime and terrorism, Border Security and External Security and Digital Security: Cybersecurity, Privacy and Trust. The 2014-15 Work Programme set the budget for these 25 topics at €205 million.

8 out of the 25 topics were flagged for SSH:

- 2 topics under the call Disaster-resilience: safeguarding and securing society, including adapting to climate change
- 3 topics under the call Fight against crime and terrorism,
- 2 topics under the call Border Security and External Security and
- 1 topic under the call Digital Security: Cybersecurity, Privacy and Trust.

These 8 topics funded 23 projects for a budget of €79 million, out of which €28 million (i.e. 36%) went to SSH partners: €6 million under the call Disaster-resilience: safeguarding and securing society, including adapting to climate change, €14 million under the call Fight against crime and terrorism, €7 million under the call Border Security and External Security and €2 million under the call Digital Security: Cybersecurity, Privacy and Trust.

In terms of types of action, the 23 funded projects include:

- 9 Research and Innovation Actions
- 6 Innovation Action
- 8 Coordination and Support Actions.

SSH partners account for 39% of project partners (103 out of 269) in the 23 projects. The five most represented countries are the UK, Italy, Belgium, Spain and the Netherlands.

Country of affiliation of SSH partners																											
Country	UK	IT	BE	ES	NL	DE	BG	AT	DK	FI	PL	SE	NO	RS	OTH	FR	MT	RO	CH	EL	HR	HU	IE	PT	SI	TR	UA
Partners	17	11	8	8	8	7	4	3	3	3	3	3	3	3	3	2	2	2	2	1	1	1	1	1	1	1	1
Share	17 %	11 %	8 %	8 %	8 %	7 %	4 %	3 %	3 %	3 %	3 %	3 %	3 %	3 %	3 %	2 %	2 %	2 %	2 %	1 %	1 %	1 %	1 %	1 %	1 %	1 %	1 %

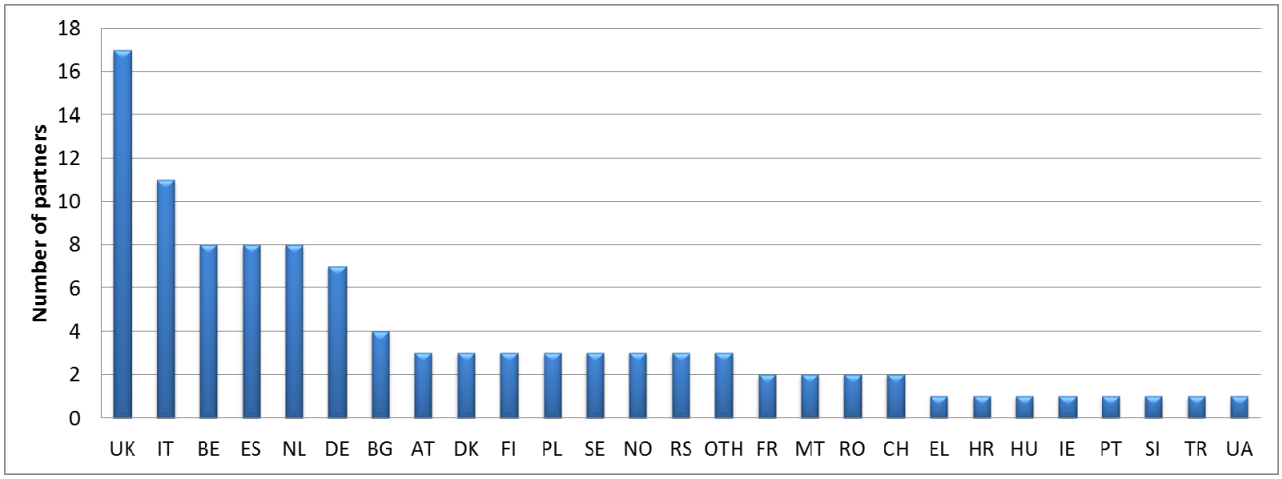

Project coordination is done by an SSH partner in 8 out of the 23 projects. The 8 SSH project coordinators are affiliated with the 4 countries listed below.

Country of affiliation of SSH partners	ES	NL	UK	NO
Number of projects coordinated	1	4	2	1

In terms of type of activity, 69% of all 103 SSH partners are either HES or REC.

Type of activity of partners	Number of SSH partners	Share of SSH partners
HES	49	48%
REC	22	21%
PUB	8	8%
PRC	14	14%
OTH	10	10%
Total	103	100%

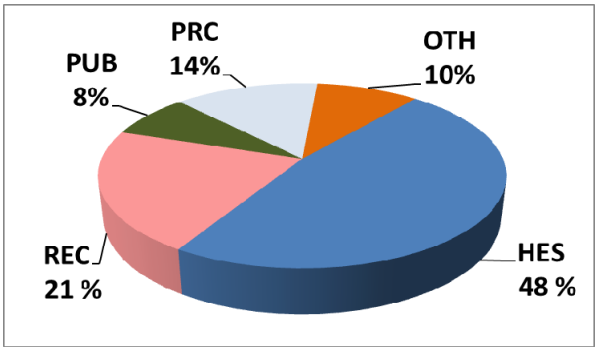

In terms of type of SSH expertise across all 23 funded projects, two clusters of disciplines are prevalent: 74% of projects include partners with expertise in economics, business or marketing, 65% of projects include partners with expertise in economics, business and marketing.

Discipline prevalence in projects funded under SSH-flagged topics		
Disciplines and clusters of disciplines	Number of projects that include partner-level expertise	Share of projects that include partner-level expertise
Political Science, Public Administration, Law	17	74 %
Economics, Business, Marketing	15	65 %
Sociology	10	43 %
Education, Communication	9	39 %
Psychology	8	35 %
Humanities, the Arts	6	26 %
Anthropology, Ethnology	4	17 %
Demography, Geography	4	17 %
History	2	9 %

When it comes to the quality of SSH integration, 57% of projects funded under the SC7 topics flagged for SSH showed good integration of SSH while 13% of projects failed to integrate the SSH.

Quality of SSH integration	Number of projects	Share of projects
None	3	13 %
Weak	3	13 %
Fair	4	17 %
Good	13	57 %
Total	23	100 %

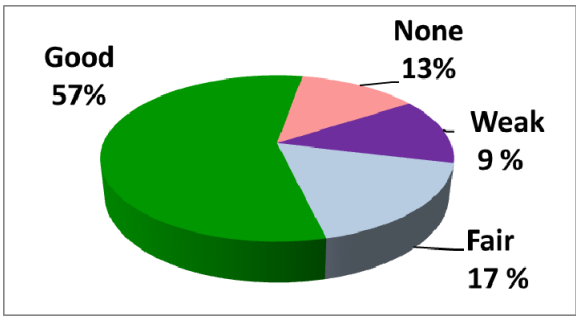

5.8 LEIT-ICT 'Leadership in enabling and industrial technologies - Information and Communication Technologies'

In 2014 LEIT-ICT funded a total of 27 topics under three calls for proposals: Information and Communication Technologies (ICT), EU-Brazil Research and Development Cooperation in Advanced Cyber Infrastructure (EUB) and EU-Japan Research and Development Cooperation in Net Futures (EUJ). The 2014-15 Work Programme set the budget for these 27 topics at €709,5 million.

6 out of the 27 topics were flagged for SSH:

- 5 topics under the call ICT
- 1 topic under the call EUJ.

These 6 topics funded 34 projects for a budget of €100 million, out of which €13 million (i.e. 13%) went to SSH partners under the call ICT.

In terms of types of action, the 34 funded projects include:

- 22 Research and Innovation Actions
- 9 Innovation Actions
- 3 Coordination and Support Actions.

SSH partners account for 19% of project partners (49 out of 264) in the 34 projects. The five most represented countries are the UK, the Netherlands, Italy, Spain and Austria.

Country of affiliation of SSH partners														
Country	UK	NL	IT	ES	AT	DE	EL	FR	PT	SE	OTH	BE	FI	NO
Partners	13	7	6	5	3	2	2	2	2	2	2	1	1	1
Share	27 %	14 %	12 %	10 %	6 %	4 %	4 %	4 %	4 %	4 %	4 %	2 %	2 %	2 %

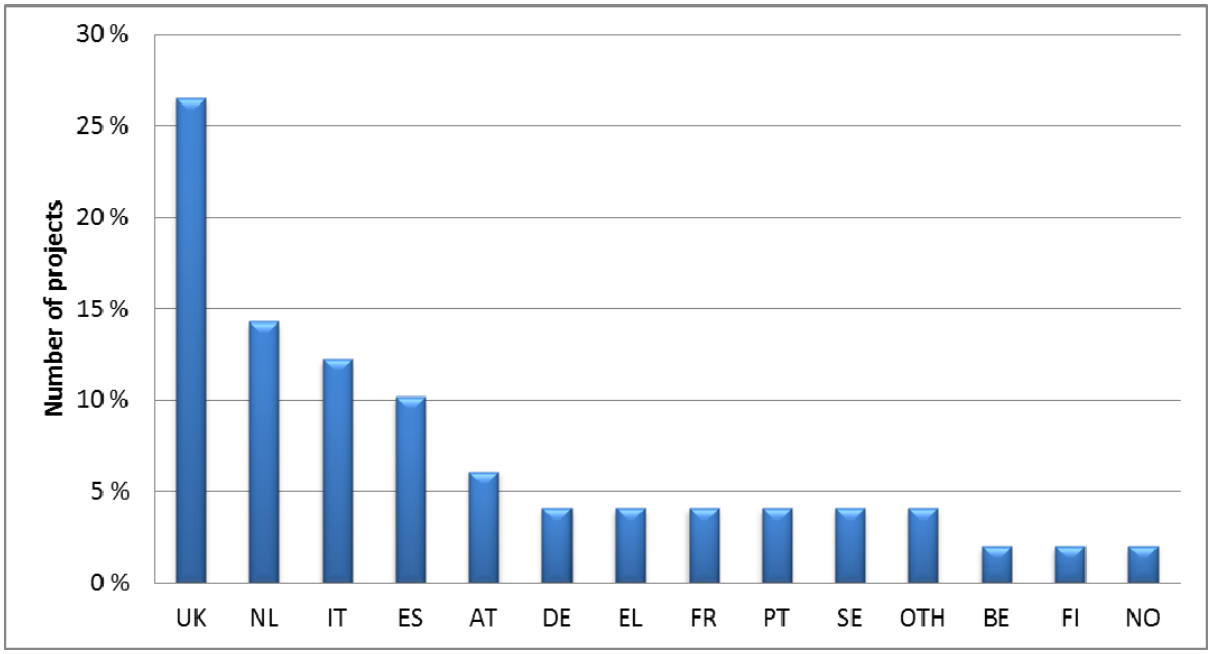

Project coordination is done by an SSH partner in 5 out of the 34 projects. The 5 SSH project coordinators are affiliated with the countries listed below.

Country of affiliation of SSH partners	DE	ES	NO
Number of projects coordinated	1	3	1

In terms of type of activity, around 60% of all 49 SSH partners are either HES or REC.

Type of activity of partners	Number of SSH partners	Share of SSH partners
HES	23	47%
REC	7	14%
PUB	2	4%
PRC	11	22%
OTH	6	12%
Total	49	100%

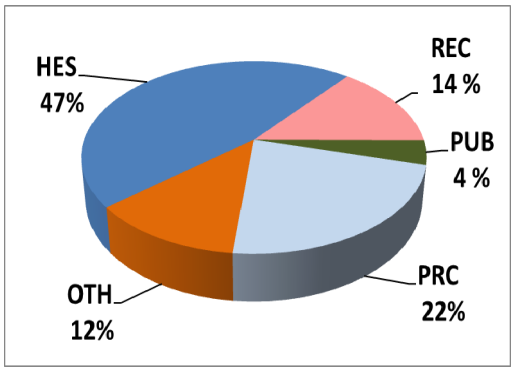

In terms of type of SSH expertise across all 34 projects funded under the SSH-flagged topics, five clusters of disciplines are prevalent: humanities and the arts; education and communication; economics business and marketing; psychology; and political science, public administration and law.

Discipline prevalence in projects funded under SSH-flagged topics		
Disciplines and clusters of disciplines	Number of projects that include partner-level expertise	Share of projects that include partner-level expertise
Humanities, the Arts	9	26 %
Education, Communication	8	24 %
Economics, Business, Marketing	6	18 %
Psychology	6	18 %
Political Science, Public Administration, Law	5	15 %
Sociology	3	9 %
Anthropology, Ethnology	1	3 %
Demography, Geography	0	0 %
History	0	0 %

When it comes to the quality of SSH integration, 32% of projects funded under the LEIT-ICT topics flagged for SSH showed good integration of SSH partners and of their contributions while 53% of projects did not include any SSH partners.

Quality of SSH integration	Number of projects	Share of projects
None	18	53 %
Weak	1	3 %
Fair	4	12 %
Good	11	32 %
Total	34	100 %

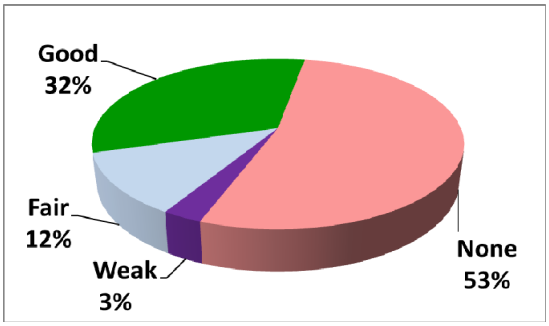

5.9 LEIT-NMP 'Leadership in enabling and industrial technologies - Nanotechnologies, Advanced Materials, Biotechnology and Advanced Manufacturing and Processing'

In 2014 LEIT-NMP funded a total of 42 topics under four calls for proposals: Nanotechnologies, Advanced Materials and Production (NMP), Biotechnology (BIOTEC), Factories of the Future (FoF), Energy-efficient Buildings (EeB) and Sustainable Process Industries (SPIRE). The 2014-15 Work Programme set the budget for these 42 topics at €533 million.

5 out of the 42 topics were flagged for SSH:

- 4 topics under the call NMP
- 1 topic under the call FoF.

These 5 topics funded 7 projects for a budget of €21 million, out of which €3 million (i.e. 16%) went to SSH partners, mostly under the NMP call.

In terms of types of action, the 7 funded projects include:

- 0 Research and Innovation Actions
- 4 Innovation Actions
- 3 Coordination and Support Actions.

SSH partners account for 24% of project partners (21 out of 86) in the 7 projects. The five most represented countries are Austria, France, the Netherlands, Germany and Greece.

Country of affiliation of SSH partners											
Country	AT	FR	NL	DE	EL	ES	IT	UK	OTH	BE	BR
Partners	3	3	3	2	2	2	2	2	2	1	1
Share	14 %	14 %	14 %	10 %	10 %	10 %	10 %	10 %	10 %	5 %	5 %

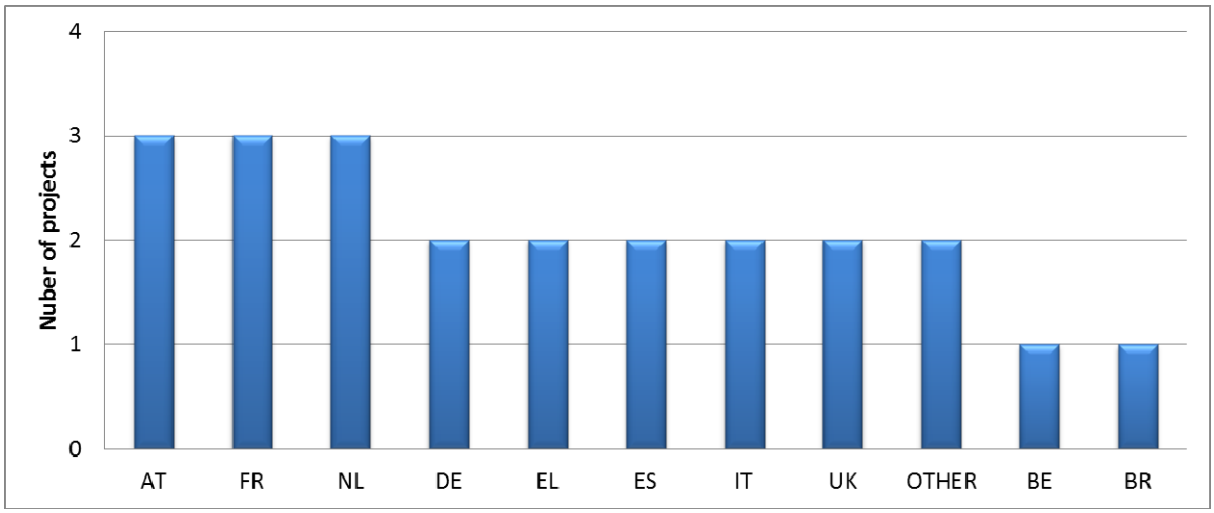

No project coordinator for any of the 7 projects has SSH expertise.

In terms of type of activity, close to 40% of all 21 SSH partners are either HES or REC.

Type of activity of partners	Number of SSH partners	Share of SSH partners
HES	5	24%
REC	3	14%
PUB	4	19%
PRC	7	33%
OTH	2	10%
Total	21	100%

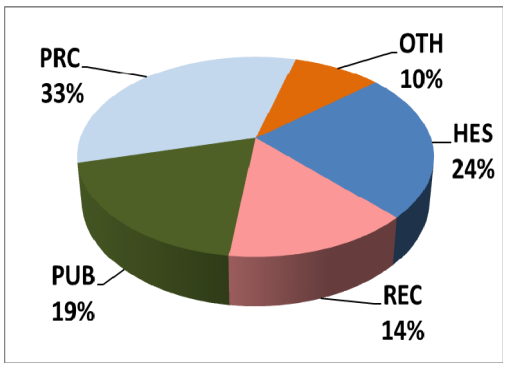

In terms of type of SSH expertise across all 7 projects funded under the SSH-flagged topics, three clusters of disciplines are represented: humanities and the arts; economics business and marketing; and education and communication.

Discipline prevalence in projects funded under SSH-flagged topics		
Disciplines and clusters of disciplines	**Number of projects that include partner-level expertise**	**Share of projects that include partner-level expertise**
Humanities, the Arts	3	43 %
Economics, Business, Marketing	2	29 %
Education, Communication	1	14 %
Psychology	0	0 %
Political Science, Public Administration, Law	0	0 %
Sociology	0	0 %
Anthropology, Ethnology	0	0 %
Demography, Geography	0	0 %
History	0	0 %

When it comes to the quality of SSH integration, 43% of projects funded under the LEIT-NMP topics flagged for SSH showed good integration of SSH partners and of their contributions while 29% of projects did not include any SSH partners.

Quality of SSH integration	Number of projects	Share of projects
None	2	29 %
Weak	1	14 %
Fair	1	14 %
Good	3	43 %
Total	7	100 %

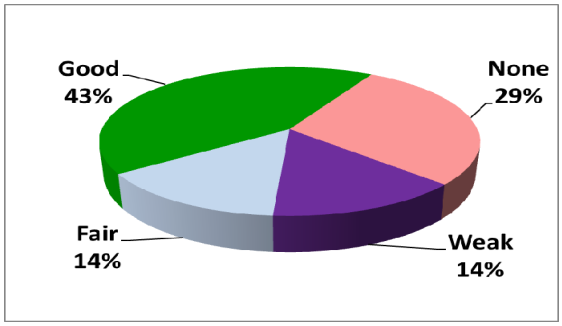

5.10 LEIT-SPACE 'Leadership in enabling and industrial technologies – Space'

In 2014 LEIT-SPACE funded a total of 20 topics under four calls for proposals: Applications in Satellite Navigation (GALILEO), Earth Observation (EO), Protection of European Assets in and from Space (PROTEC) and Competitiveness of the European Space Sector (COMPET). The 2014-15 Work Programme set the budget for these 20 topics at €130 million.

2 out of the 20 topics were flagged for SSH:

- 1 topic under the call EO
- 1 topic under the call COMPET.

These 2 topics funded 7 projects for a budget of €15 million, out of which €1 million (i.e. 6%) went to SSH partners.

In terms of types of action, the 7 funded projects include:

- 5 Research and Innovation Actions
- 0 Innovation Actions
- 2 Coordination and Support Actions.

SSH partners account for 7% of project partners (6 out of 72) in the 7 projects. The five represented countries are Greece, Austria, Belgium, Germany and Portugal.

Country of affiliation of SSH partners					
Country	EL	AT	BE	DE	PT
Partners	2	1	1	1	1
Share	33 %	17 %	17 %	17 %	17 %

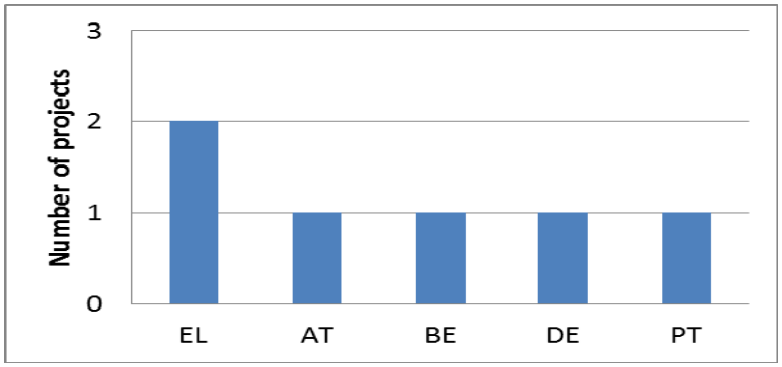

No project coordinator for any of the 7 projects has SSH expertise.

In terms of type of activity, half of SSH partners belong to OTH with the rest divided between HES (33%) and PRC (17%).

Type of activity of partners	Number of SSH partners	Share of SSH partners
HES	2	33%
REC	0	0%
PUB	0	0%
PRC	1	17%
OTH	3	50%
Total	6	100%

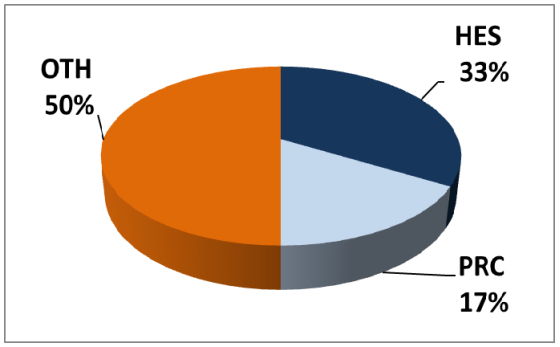

In terms of type of SSH expertise across all 7 projects funded under the SSH-flagged topics, two clusters of disciplines are represented: education and communication as well as economics, business and marketing.

Discipline prevalence in projects funded under SSH-flagged topics		
Disciplines and clusters of disciplines	**Number of projects that include partner-level expertise**	**Share of projects that include partner-level expertise**
Education, Communication	2	29 %
Economics, Business, Marketing	1	14 %
Psychology	0	0 %
Political Science, Public Administration, Law	0	0 %
Sociology	0	0 %
Anthropology, Ethnology	0	0 %
Demography, Geography	0	0 %
History	0	0 %
Humanities, the Arts	0	0 %

When it comes to the quality of SSH integration, 14% of projects funded under the LEIT-SPACE topics flagged for SSH showed good integration of SSH partners and of their contributions while 57% of these projects did not include any SSH partners.

Quality of SSH integration	Number of projects	Share of projects
None	4	57 %
Weak	0	0 %
Fair	2	29 %
Good	1	14 %
Total	7	100 %

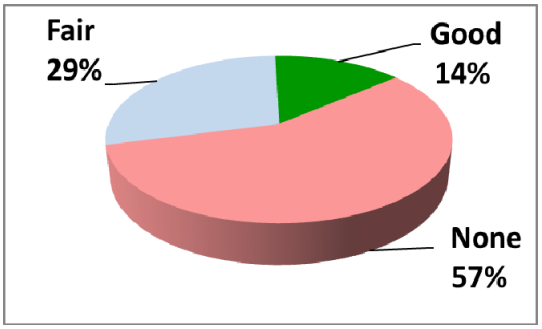

6. CONCLUSION AND WAY FORWARD

The results of the monitoring of the SSH-flagged topics in 2014 are encouraging. Already in the first year of Horizon 2020, substantial progress has been made to implement the new policy on the integration of social sciences and humanities (SSH) as a cross-cutting issue across the Framework Programme. However, as the report shows, there are obvious concerns regarding the integration of SSH in some Societal Challenges and the LEIT parts of the programme. Some disciplines are widely represented while others are almost invisible. This is particularly the case for the humanities and the arts. Also, the significant geographical divide between the EU-15 and the EU-13 needs to be stressed.

To address these issues and also to meet the concerns of the SSH communities, work has already been undertaken since spring 2014. The activities, that will be continued during the entire duration of Horizon 2020, focus on four priorities:

1. **Improving the quality of topics**:

In cooperation with a strong network of SSH liaison officers that has been established across all Societal Challenges and LEIT parts of the programme, all topics in the Work Programme 2016-17 were screened for their potential SSH relevance. In a next step, appropriate wording was introduced in order to make sure that the SSH dimensions constitute an integral part of the topic description and are recognised by proponents as such (see the examples provided in section 4). This work will be continued with a view to the preparation of the Work Programme 2018-19 in an even more proactive manner. The ultimate aim is to make SSH research questions an integral part of the development process for new research questions. To this end, a series of workshops will be organised addressing concrete thematic priorities and exploring the concrete needs for interdisciplinary research cooperation to tackle them. Special efforts will be undertaken to include the important insights the humanities can offer to address societal challenges.

2. **Improving the quality of evaluation:**

To ensure a fair and consistent evaluation of SSH-flagged topics, the participation of experts with SSH expertise in the evaluation panels is key. Based on a sample of 40 evaluated SSH-flagged topics, in 2014, out of 688 evaluators, 10% had a background in one or more SSH disciplines and 42% had interdisciplinary competence in both SSH and non-SSH disciplines. Furthermore, a briefing on the concept of SSH embedding and the role of SSH research in SSH-flagged topics was developed both for moderators and for evaluators and was consistently used in the evaluations. The quality of SSH expertise in the evaluation panels will be continuously monitored in the forthcoming evaluations.

3. **Improving the quality of feedback:**

The monitoring of the integration of SSH as a cross-cutting issue will be repeated on a regular basis. Where needed, the methodology used in the report will be refined. Best practice examples, such as the projects listed in section 4, will be identified and showcased. The results of the report will be published both internally and externally and will serve as guidance for Commission services, for applicants, for research policy makers and for the research and innovation community at large.

4. **Improving the quality of communication:**

An effective communication and dissemination strategy is essential to achieve a satisfactory level of SSH integration across Horizon 2020. The Commission is aware that many scientists are still reluctant to engage into interdisciplinarity work because of complex inter-knowledge issues and practical problems. Reaching out to all relevant stakeholders in the scientific community (both SSH and non SSH disciplines) will raise the awareness on the importance of tackling societal challenges in a multidisciplinary perspective. In this context, the Commission will further streamline its communication strategy by involving the network of contact points at national level and by addressing interdisciplinary concerns through dedicated fora for debates with the scientific communities.

How to obtain EU publications

Free publications:

- one copy:
  via EU Bookshop (http://bookshop.europa.eu);
- more than one copy or posters/maps:
  from the European Union's representations (http://ec.europa.eu/represent_en.htm);
  from the delegations in non-EU countries (http://eeas.europa.eu/delegations/index_en.htm);
  by contacting the Europe Direct service (http://europa.eu/europedirect/index_en.htm) or
  calling 00 800 6 7 8 9 10 11 (freephone number from anywhere in the EU) (*).

(*) The information given is free, as are most calls (though some operators, phone boxes or hotels may charge you).

Priced publications:

- via EU Bookshop (http://bookshop.europa.eu).

KI-01-15-622-EN-N

One of the novelties of the Horizon 2020 programme is the systematic and strategic integration ("embedding") of the social sciences and humanities into each of the priorities of Horizon 2020 (http://ec.europa.eu/programmes/horizon2020/en/h2020-sections). Contributions from these disciplines are needed to generate new knowledge, support evidence-based policy-making, develop key competences and produce interdisciplinary solutions to both societal and technological issues.

The broad integration of the SSH within the Societal Challenges and Industrial Leadership priorities is an exercise that provides both opportunities and challenges. It provides opportunities by creating more scope for SSH contributions under more thematic areas and more topics than before. It also creates new challenges since this new approach necessitates a change of mind towards more interdisciplinarity.

This monitoring and evaluation report assesses in a thorough and detailed manner how the different SSH disciplines have been integrated into the projects funded in 2014 under the Societal Challenges and the Industrial Leadership priorities. The report illustrates the success of the new policy on the integration of SSH as a cross-cutting issue and it also points out where further efforts are needed.

The report will be published on a regular basis, with the next version to be released in summer 2016 and focusing on the results of the 2015 calls for proposals.

Studies and reports

Publications Office

ISBN 978-92-79-50762-5
doi 10.2777/382488