PSI Expert Group Meeting

Update from the European Data Portal

20 April 2017, Luxembourg

Heleen Vollers

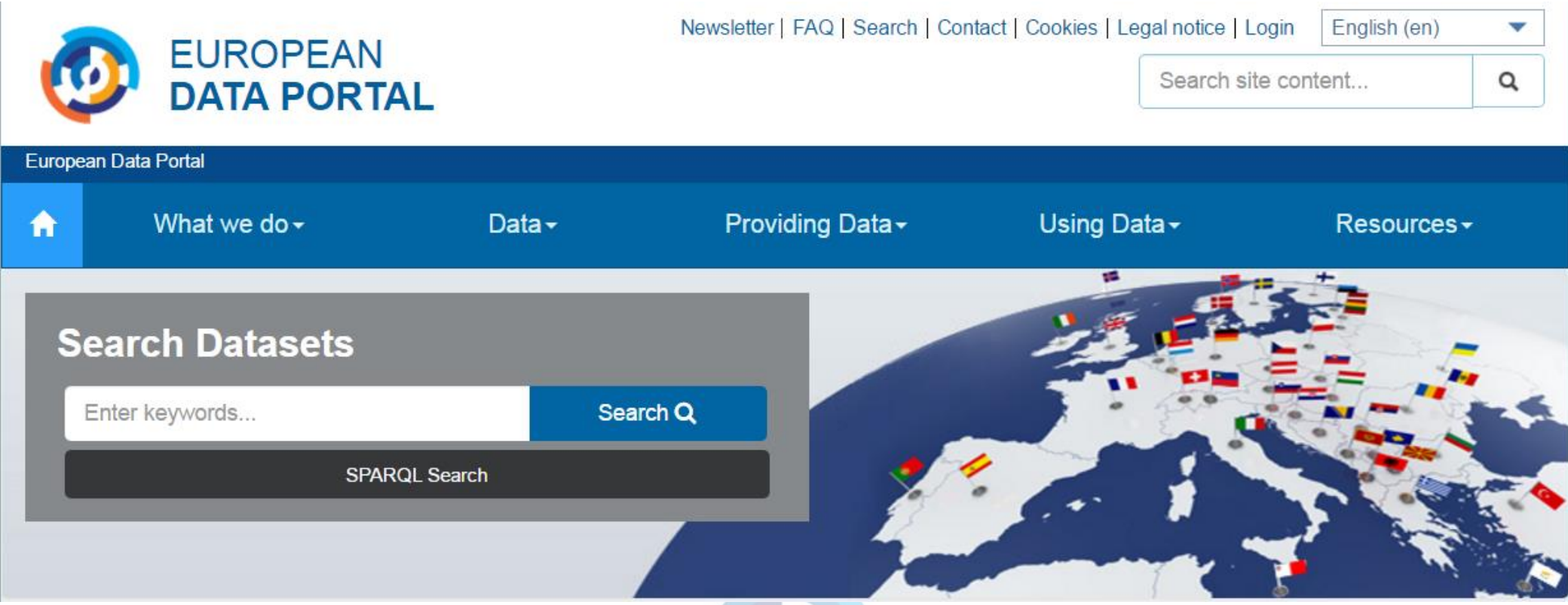

14:30-16:30 European Data Portal – recent developments and future activities

- a. EDP V2.0
- b. Support to data holders
  - Tailored support activities
  - Other forms of support and communication
- c. Update on the landscaping exercise 2017
- d. Measuring data re-use on national portals
- e. Paths for 2018 developments

Tailored support workshops

Central Europe I workshop – January 2017

Slovenia (host), Croatia and Serbia

- **Implement a Data Strategy**
  - Interactive session on why it is important to have an Open Data strategy
  - Slovenia already has a 5 year strategy
  - Croatia was meant to have a strategy, but due to changed political climate this has not happened
- **Add basic portal functionalities and enhance data quality**
  - Discuss the importance of portal features and data quality
  - Provide best practices from other portals
- **Increase awareness around Open Data**
  - Discuss what can be done to make more stakeholders aware of Open Data
  - Interactive session
- **Monitor the Impact of Open Data related activities**
  - Explain how the impact could be measured
  - Provide best practices from other Member States

ODIP Project Copyright
© 2015 All rights reserved.

Federal States workshop – February 2017

EUROPEAN DATA PORTAL

Spain (host), Italy and Germany

- **Implement a Data Strategy**
  - All countries already have a data strategy in place
- **Add basic portal functionalities and enhance data quality**
  - Discuss the importance of portal features and data quality
  - Provide best practices from other portals
  - Spain gave a detailed presentation of how its portal works
- **Increase awareness around Open Data**
  - Discuss what can be done to make more stakeholders aware of OD
  - Interactive session
- **Monitor the Impact of Open Data related activities**
  - Explain how the impact could be measured
  - Provide best practices from other Member States
- **Importance of national coordination**
  - Best practice from Italy on metadata standards
  - Spain as good example of how to include all levels of government
  - Discuss how the Spanish example could be used by others as well

ODIP Project Copyright © 2015 All rights reserved.

Nordics + Ireland workshop – March 2017

EUROPEAN DATA PORTAL

Sweden (host), Denmark, Finland, Norway and Ireland

- **Implement a Data Strategy**
  - Most countries have a data strategy in place
  - Denmark has local Open Data strategies, no national strategy
- **Add basic portal functionalities and enhance data quality**
  - Discuss the importance of portal features and data quality
  - Provide best practices from other portals
  - Spain gave a detailed presentation of how its portal works
- **Increase awareness around Open Data**
  - Discuss what can be done to make more stakeholders aware of Open Data
  - Best practice of Norway on the Open Data Hotel
- **Monitor the Impact of Open Data related activities**
  - Explain how the impact could be measured
  - Best practice from Ireland on how to measure the impact

- **Importance of national coordination**
  - Best practice from Finland on six-city strategy
  - Discuss how examples from other Member States could be used as inspiration for next steps

ODIP Project Copyright © 2015 All rights reserved.

Central Europe II workshop – March 2017

Romania (host), Bulgaria, Poland and the Czech Republic

- **Implement a Data Strategy**
  - All countries already have a data strategy in place
  - Best practice from a trendsetters perspective (Bulgaria)
  - Best practice on how to accelerate in Open Data Maturity in a short period (Czech Republic)

- **Add basic portal functionalities and enhance data quality**
  - Discuss the importance of portal features and data quality
  - Best practice on how to use and re-use Open Data (Romania)

- **Increase awareness around Open Data**
  - Discuss what can be done to make more stakeholders aware of Open Data
  - Discuss national coordination/increase local initiatives
  - Interactive session

- **Monitor the Impact of Open Data related activities**
  - Explain how the impact could be measured
  - Provide best practices from other Member States

ODIP Project Copyright
© 2015 All rights reserved.

Overview tailored support workshops

EUROPEAN DATA PORTAL

9 out of 29 European countries have not yet participated in a tailored support workshop/training

	TtT 2017 - 7 places	ODLN 2017 - 4 places	TS general
Austria			
Belgium			TBC
Bulgaria			
Croatia			
Cyprus			TBC
Czech Republic			
Denmark			
Estonia			
Finland			
France			TBC
Germany			

	TtT 2017 - 7 places	ODLN 2017 - 4 places	TS general
Greece			TBC
Hungary			
Ireland			
Italy			
Latvia			
Liechtenstein			
Lithuania			
Luxembourg			
Malta			TBC
Netherlands			

	TtT 2017 - 7 places	ODLN 2017 - 4 places	TS general
Norway			
Poland			
Portugal			TBC
Romania			
Slovakia			
Slovenia			
Spain			
Sweden			
Switzerland			
UK			

Upcoming Open Data Champions training organised by the ODI on 22-24 May, London

Next tailored workshop planned in September with: Malta, Portugal, Greece, Cypus

Further workshops planned post-summer 2017 – declare your interest!

EUROPEAN DATA PORTAL

Organised by the ODI on 22-24 May, London

- New format with bringing best of both approaches into an exciting three-day workshop
- Aim: to be accessible to a wider range of people
- Focus on: 1) Leadership 2) Advocacy 3) Action

Innovation and Open Data Manager	Provincia Autonoma di Trento (Autonomous Province of Trento)	IT
Management and research for the data.gov.ru	Analytical center for the Government of the Russian Federation	RU
Spatial Intelligence Manager	West Yorkshire Combined Authority	UK
Digital Development Manager	Oxford City Council	UK
Coordinator (Open Data in NRW)	Ministry of Interior and Local Government of North Rhine-Westphalia	DE, NRW
Open Data project coordinator	Red.es (public entity)	ES
Deputy director, resposible for the national open data portal	Information Society Development Committee under the Ministry of Transport and Communication	LT

Who can join?

- You hold a position advancing an open data agenda within government in Europe
- You think creatively and be prepared to share ideas and gain from peer-to-peer learning
- Demonstrate commitment to building their leadership and communication skills

Can we accept applicants from local government?

Other forms of support / communication

Other forms of support / communication

EUROPEAN DATA PORTAL

- **More countries are reaching out to us to share Open Data updates in their country**
  - National Open Data events
  - New portals
  - DCAT-AP developments
  - Communication with several countries regarding Open Data Day 2017
- **Open Data video collaboration**
  - Even if a call was not possible, all country representatives helped to translate the video storyboard
- **Harvesting scenarios**
  - Checked with all countries if the EDP is still harvesting the correct catalogues and if not known already, which scenario they prefer
  - All countries, except Iceland responded. Greece is in the process of responding

Speaking at in-country events

Greek Open Data event December
Spanish/Catalonian event in January
Croatian Open Data event March
Belgian Open Data event March
Swedish Open Data event in May
Dutch Open Data event in June
Maltese Open Data event in June

- *Note: face-to-face meetings help to make communication smoother*

ODIP Project Copyright
© 2015 All rights reserved.

Comments & Suggestions for Improvement?

News items to be shared?

Questions

Ideas for a workshop or a meeting

EUROPEAN DATA PORTAL

Landscaping 2016

What do we measure?

EUROPEAN DATA PORTAL

Open Data Maturity is measured via two composite indicators

Open Data Maturity Assessment							
Open Data Readiness					Portal maturity		
1. Presence of Open Data Policy	2. Licensing Norms	3. Extent of coordination at national level	4. Use of Data	5. Impact of Open Data	6. Usability of the portal	7. Re-usability of data	8. Spread of data across domains

- **Presence of Open Data policy**
  Open Data policies, licensing norms and extent of national coordination
- **Use of Open Data**
  Number of unique visitors, API access and typical profile of visitors
- **Impact of Open Data**
  Political (efficiency, transparency), social (environment, inclusion marginalised groups) and economic impact (studies done, funding model).

- **Usability of the portal**
  Read or access content? Download dataset?
  Contribute to dataset?
  Feedback mechanism per dataset?
  API accessible?
- **Re-usability of the data**
  Proportion machine-readable?
  File format searchable?
- **Spread of data across domains**
  Harvesting at least weekly?
  Number of domains searchable?
  ≥2 organisations publish ≥10 datasets?

EUROPEAN DATA PORTAL

Open Data in Europe

Overview	Country overview	Detailed country view
Country maturity map	Download the full report	Access the data

The results will be analysed and presented in the 2017 edition of Open Data Maturity in Europe

2017: updated dashboard, updated factheets, updated report

- On 30 March we held a webinar is to
  - Present the measurement exercise
  - Show clarifications brought to questions where we received specific requests
  - Offer hands on feedback on how to fill in the questionnaire
  - Announce the 2017 Measurement exercise timing
  - Kick off the Measurement

A Measurement is not an easy straightforward exercise

This is where the value comes from

We are in this together

Capgemini Consulting · ODI open data institute · INTRASOFT INTERNATIONAL · time.lex · SOGETI · University of Southampton · con terra · Fraunhofer FOKUS

Preparation landscaping exercise 2017 - timeline

EUROPEAN DATA PORTAL

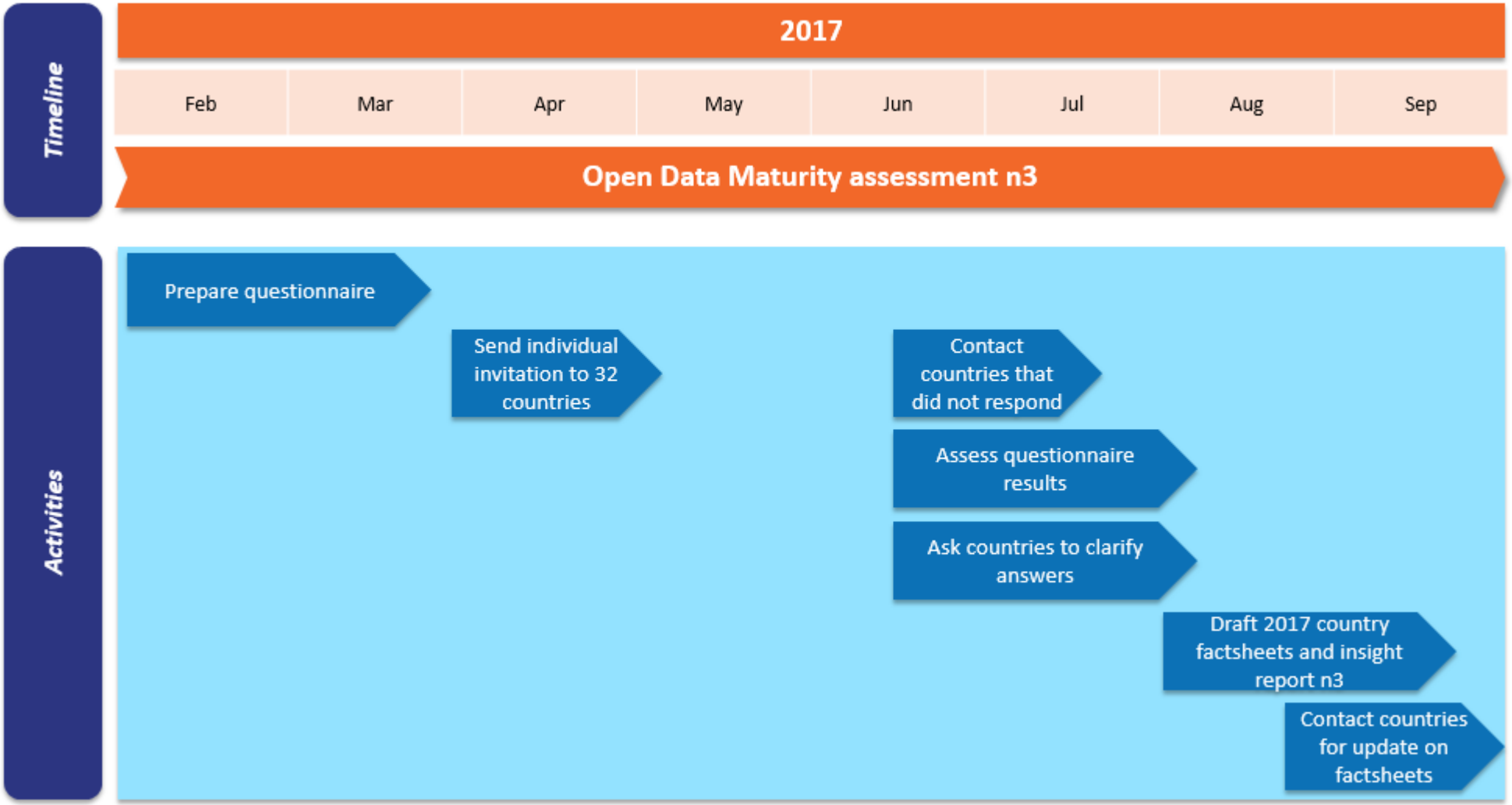

Main changes questionnaire 2017

Overall – main changes – total points to be obtained: 1500

EUROPEAN DATA PORTAL

Section 2.2: Presence of (Open) Data policy

- General change: questions asking for Open Data updates in the past year
  - Change: 2015 to 2016
- What is the frequency in collecting the data from the relevant public sector data holders?
  - Change: answer box 'all of the above' added since this led to confusion in 2016
- **New**: questions on to what extent data is uploaded automatically; if identified priority domains are the same as the ones identified previously; who organises most events; are all data initiatives coordinated at the national level; what proportion of the data available on the portal is open licensed; recommended use of Creative Commons for publishing Open Data;
- National coordination: smaller countries or countries with few inhabitants can choose the option "not/applicable"
  - For those countries the maximum amount of points to be obtained will be lower
- Extra points to be obtained: **90 (620 in total)**

ODIP Project Copyright © 2015 All rights reserved.

Overall – main changes – total points to be obtained: 1500

EUROPEAN DATA PORTAL

Section 2.3: Use of Open Data

- **New**: questions on whether your public administrations re-use open data published by other administrations; if understanding the re-use of Open Data something that matters in your public administration; if you are planning to conduct activities to measure the re-use of Open Data in your country in the upcoming year.
- Extra points to be obtained: **40 (300 in total)**

Section 2.7: Portal features

- **New**: questions on if a newsletter is provided; if the possibility is provided for users to tailor automated messages they could receive on the availability of new data (RSS feeds, ATON feeds, etc); if the national Open Data portal has been updated since mid-2016 and/or will be updated in the next 12 months
- Extra points to be obtained: **30 (280 in total)**

ODIP Project Copyright © 2015 All rights reserved.

Section 2.8: Pilot indicators – The DCAT-AP – all voluntary

EUROPEAN DATA PORTAL

New

- Q8.1: Are you aware of the DCAT-Application Profile for metadata standards?
  - Answer: yes, very well; yes, a little; no
  - Rationale: measure the level of understanding of MS
- Q8.2: Are you planning on using the DCAT-Application Profile for the metadata on your national data portal?
  - Answer: yes, as it is; yes, after adaptation; no
  - Rationale: What is to be expected?
- Q8.3: Are you already using the DCAT-AP to structure the metadata on your national portal?
  - Answer: yes, as it is; yes, after adaptation; no
  - Rationale: measure the level of activity
- Q8.4: What are the main benefits you see in using the DCAT-AP?
  - Answer: open
  - Rationale: will help further promotion of the DCAT-AP
- Q8.5: What are the main barriers in implementing the DCAT-AP?
  - Answer: open
  - Rationale: will help the EDP to know better where to provide further assistance

ODIP Project Copyright
© 2015 All rights reserved.

Examples of how to measure Impact of Open Data

Example political impact – France and Ireland

Q4.3. Has Open Data had a low/medium/high impact on increasing transparency and accountability in the country?

☐ Low ☐ Medium ☒ High
☐ I don't know

On top of accountability budget data, two main activities have been launched: https://www.transparence.sante.gouv.fr and http://www.transparence-aide.gouv.fr/ . The first one is a portal providing information on all links between health professionals and industrials. The second one creates accountability for public aid provided by France to developing countries. Furthermore Oxfam has published data on banking accountability on data.gouv.fr https://www.data.gouv.fr/fr/datasets/transparence-donnees-comptables-pays-par-pays-des-5-plus-grandes-banques-francaises/

Q4.2. Has Open Data had a low/medium/high impact on increasing government efficiency and effectiveness?

√ High impact

- *Could you provide an example how Open Data increased efficiency?*
- *Could you provide an example how Open Data increased effectiveness?*

Efficiency
Yes, myplan.ie has helped local authorities coordinate the publication of planning information in a standardised and open fashion, increasing the efficiency of planning data aggregation and management

Effectiveness
Yes, Open Data has helped with certain collaborations, e.g. Flood risk management at the Office of Public Works (OPW) http://waterlevel.ie

Also a number of Ordnance Survey Ireland maps are now available for free and as Open Data, which has a huge impact on potential use of national maps that currently had to be bought, both internal and external to government.

ODIP Project Copyright © 2015 All rights reserved.

Example social impact – Spain and UK

Q4.5. Has Open Data had a low/medium/high on increasing the inclusion of marginalized groups[7] in policy making and accessing government services?

☐ Low ☐ Medium ☒ High
☐ I don't know

- *Could you provide an example how Open Data increased the inclusion of marginalized groups?*
  - Sin barrera (*www.sinbarrera.es*). It consists of a search engine of accessible spaces that indicates the accessibility level you have. It also includes the possibility to indicate that there are accessible parking places and architectural barriers.
  - *Moovit*(*moovitapp.com*). It offers real-time public transit information and GPS navigation across transit modes, including buses, trolleybuses, trams and trains, rapid transit (metro/subways/undergrounds etc.) and ferries.
  - Mipueblo(*mipuebloapp.es*). It is a mobile application for small municipalities, designed for citizens, businesses and tourists.

Q4.4. Has Open Data had a low/medium/high impact on environmental sustainability in the country?

☐ Low ☐ Medium ☒ High ☐ I don't know

- *Could you provide an example how Open Data increased environmental sustainability?*
- Department of Energy, Food and Rural Affairs statistics page cover a range of environmental series including air quality and emissions, biodiversity and water quality.
- The ONS's UK Environmental Accounts focus on the environmental impact of UK economic activities, including natural asset extraction, energy consumption and greenhouse gas emissions.
- Sustainable development indicators from the ONS provide an overview of progress towards a sustainable economy, society and environment.
- Waste and recycling statistics are available per local authority in each devolved government of the UK.
- Long running UK climate information is available from the Met Office (from 1659, in the case of temperatures for central England).

ODIP Project Copyright © 2015 All rights reserved.

Re-Using Open Data

Analysing the economic benefit of Open Data– Re-use report (1)

EUROPEAN DATA PORTAL

The report has been downloaded 446 times (418 unique)

Companies are re-using Open Data and reaping the benefits

- Over 200 organisations are asked about their stories
- Open Data in numbers:
  - 42% transform Open Data into value for selling services
  - 37% have a forecasted turnover growth of more than 61% annually.
  - 76% are foreseeing to recruit new employees
  - 42% are looking for data scientists
  - 27% of the company rely on quality data to deliver their services

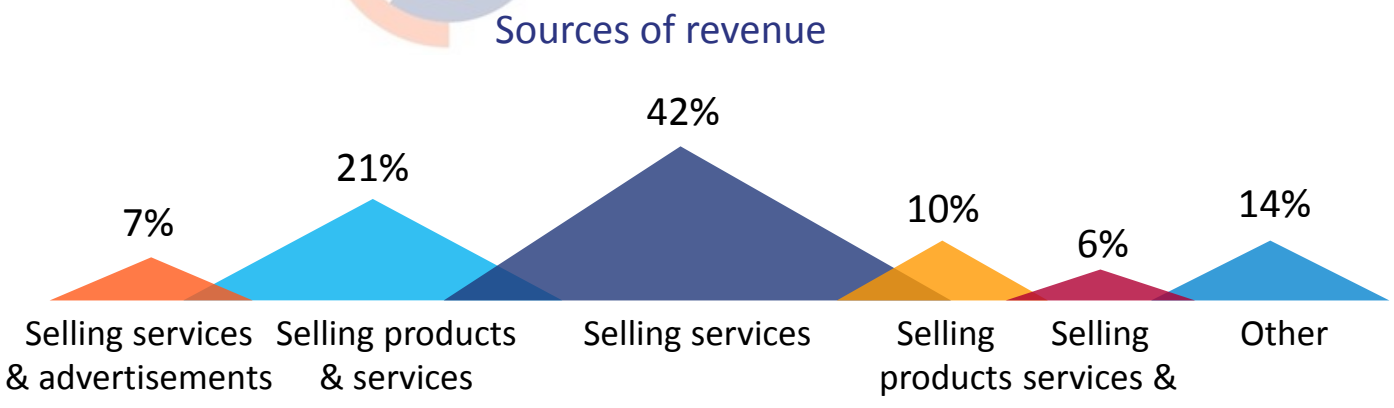

ODIP Project Copyright © 2015 All rights reserved.

Capgemini Consulting · open data institute · INTRASOFT INTERNATIONAL · time.lex · SOGETI · University of Southampton · con terra · Fraunhofer FOKUS

Analysing the economic benefit of Open Data – Re-use report (2)

EUROPEAN DATA PORTAL

The most important findings of the re-use study

1. Statistical Open Data and Open Data from the regions and cities most re-used by organisations
2. Organisations are making use of Open Data to innovate and enhance efficiency
3. Organisations transform Open Data by using it to sell services
4. Collecting, gathering and refining Open Data has become a new domain
5. Most sought after profiles are data scientists with a business eye
6. Both hard and soft skills are needed to work the data and sell the product
7. A low quality, heterogeneity, lack of availability and bad metadata creates barriers
8. Success depends on getting the right Open Data externally and doing the right things internally
9. The next steps are raising awareness around Open Data and centralising the Open Data available

ODIP Project Copyright © 2015 All rights reserved.

33 companies are showcases in this research

SMARTBOW
OPEN MOVE
Peace Meetings
Centre Régional de l'Information Géographique
CRIGE
Provence-Alpes Côte d'Azur
CANARD
MOZAIKA
fluicity
SMARTAPPCITY
WIE TOWN
NETAGE
OECON
Business & Development Consultants
infoempresa.com
AppChallenge
ZIMMERMAN ZIMMERMAN.
egovlab
SMARTUP CITIES
BBVA
DATA & ANALYTICS
GraphDefined
Geo management

How to measure the re-use of Open Data?

Open Discussion



ODIP Project Copyright
© 2015 All rights
reserved.

The Future

The Way Forward

2018
And
beyond