Digital Economy and Society Index 2017 - **Éire**

European Commission

Tá Éire san 8ú háit atá in DESI 2017. Tá Éire in áit an-ard ar an liosta ó thaobh gnólachtaí an teicneolaíochta dhigiteach a chomhtháthú, agus is é an chúis is mó atá leis sin gur ghlac cuid mhór fiontar beag agus meánmhéide go fonnmhar le tráchtáil ar líne. Tá méadú ag teacht ar úsáid infreastruchtúr ardluais agus is mór an úsáid a bhaintear as seirbhísí poiblí ar líne freisin. Is é an dúshlán is mó atá roimh Éirinn féachaint chuige go mbeidh scileanna digiteacha atá bunúsach ar a laghad ag níos mó ná leathchuid den phobal.

	Ireland		Cluster	EU
	rank	score	score	score
DESI 2017	**8**	**0.59**	**0.63**	**0.52**
DESI 2016[1]	8	0.55	0.60	0.49

Is éard atá san Innéacs um an nGeilleagar Digiteach agus an tSochaí Dhigiteach, innéacs ilghnéitheach lena dtomhaistear an dul chun cinn i gcúrsaí digiteacha le 5 thagarmharc:

1 Nascacht	leathanbhanda seasta, leathanbhanda soghluaiste, luas leathanbhanda agus praghsanna
2 Caipiteal Daonna	úsáid an idirlín, scileanna digiteacha bunúsacha agus ardscileanna digiteacha
3 Úsáid an Idirlín	an úsáid a bhaineann saoránaigh as ábhar, an méid cumarsáide agus idirbheart a dhéanann siad ar líne
4 Comhtháthú na Teicneolaíochta Digití	digitiú gnó agus na an tráchtáil ar líne
5 Seirbhísí Poiblí Digiteacha	ríomhrialtas

Aicmiú: Tá Éire in aicme na dtíortha ardfheidhmíochta.

DESI 2017 - relative performance by dimension

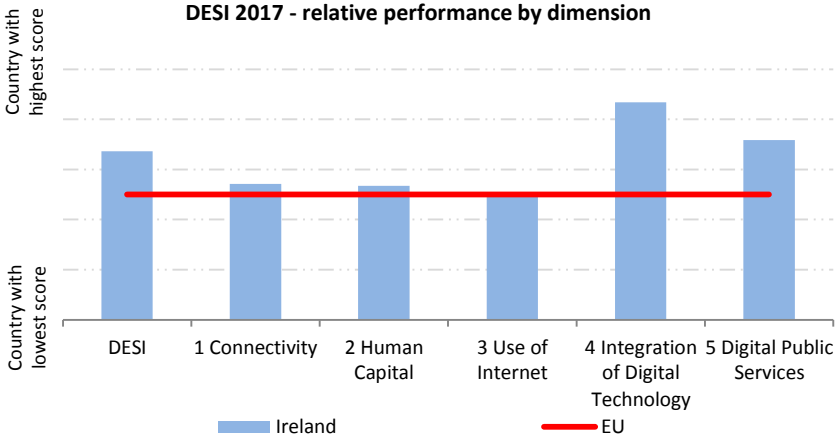

Digital Economy and Society Index (DESI) 2017 ranking

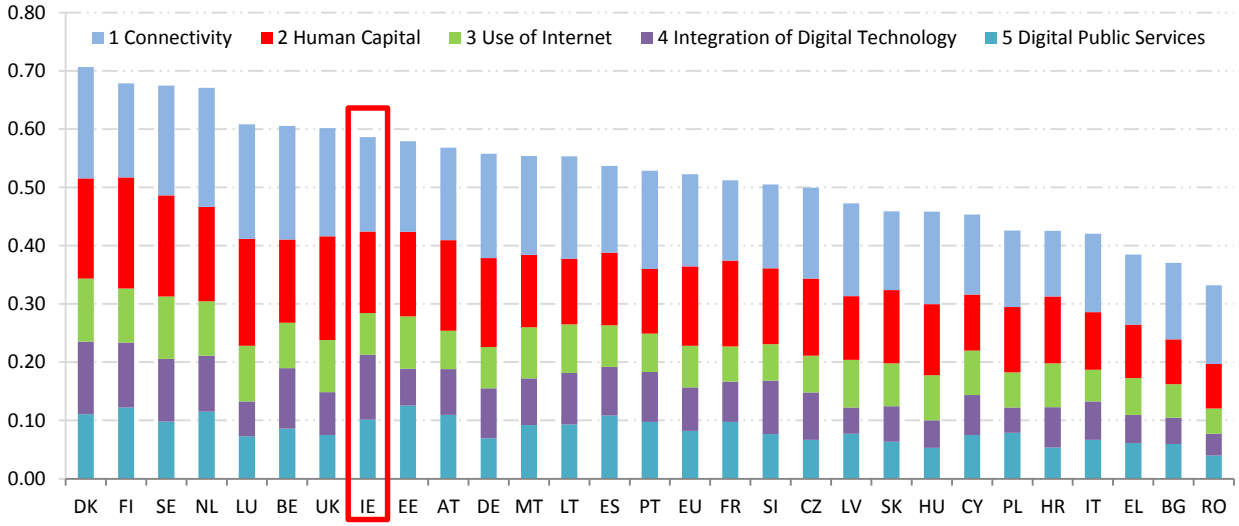

DESI - evolution over time

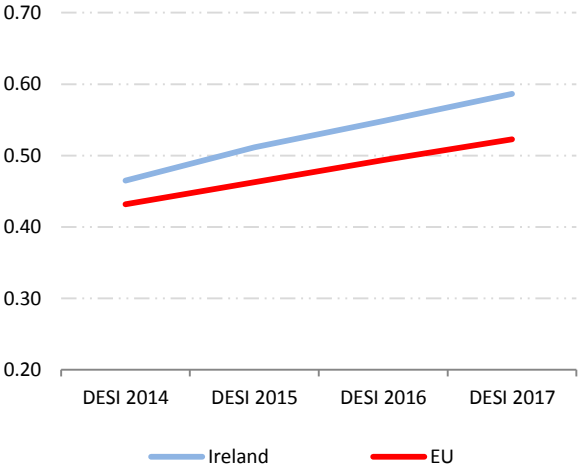

1) Nascacht: Clúdach leathanbhanda go mór os cionn mheán an Aontais Eorpaigh; méadú ar an sciar de na húsáideoirí idirlín a bhfuil an saghas sin naisc acu. An sciar den phobal ag a bhfuil leathanbhanda seasta (rud atá measartha daor), tá sé faoi bhun mheán an Aontais, ach an sciar ag a bhfuil leathanbhanda soghluaiste, tá sé go mór os cionn an mheáin sin.

	Ireland					EU
	DESI 2017			DESI 2016		DESI 2017
	value		rank	value	rank	value
1a1 Fixed Broadband Coverage	96%	→	20	96%	19	98%
% households	2016			2015		2016
1a2 Fixed Broadband Take-up	69%	↑	18	65%	20	74%
% households	2016			2015		2016
1b1 Mobile Broadband Take-up	96	↑	7	87	7	84
Subscriptions per 100 people	June 2016			June 2015		June 2016
1b2 4G coverage[2]	94%		10	NA		84%
% households (average of operators)	2016					2016
1b3 Spectrum[3]	70%	↓	10	74%	10	68%
% of the target	2016			2015		2016
1c1 NGA Coverage	82%	↑	13	80%	14	76%
% households	2016			2015		2016
1c2 Subscriptions to Fast Broadband	60%	↑	8	51%	9	37%
% subscriptions >= 30Mbps	June 2016			June 2015		June 2016
1d1 Fixed Broadband Price[4]	1.9%	↑	22	2.1%	23	1.2%
% income	price 2016, income 2015			price 2015, income 2015		price 2016, income 2015

1 Connectivity	Ireland		Cluster	EU
	rank	score	score	score
DESI 2017	**11**	**0.65**	**0.75**	**0.63**
DESI 2016	15	0.61	0.73	0.59

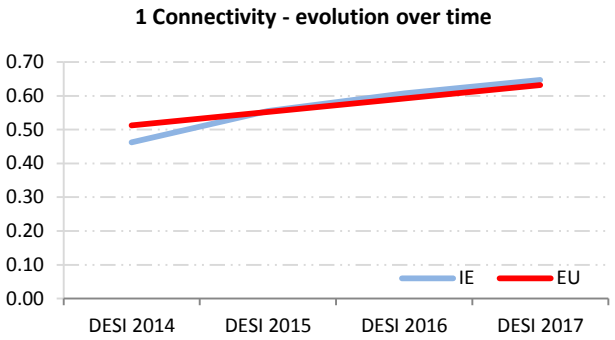

2) Caipiteal daonna: Tá Éire sa chéad áit ó thaobh sciar na ndaoine óga ag a bhfuil céim STEM. Mar sin féin, tá níos mó ná leathchuid den phobal gan scileanna digiteacha bunúsacha fós.

	Ireland					EU
	DESI 2017			DESI 2016		DESI 2017
	value		rank	value	rank	value
2a1 Internet Users	79%	↑	12	78%	12	79%
% individuals	2016			2015		2016
2a2 At Least Basic Digital Skills	44%	→	24	44%	22	56%
% individuals	2016			2015		2016
2b1 ICT Specialists[5]	3.7%	↓	10	4.0%	7	3.5%
% individuals	2015			2014		2015
2b2 STEM Graduates	25	↑	1	22	4	19
Per 1000 individuals (aged 20-29)	2014			2013		2014

2 Human Capital	Ireland		Cluster	EU
	rank	score	score	score
DESI 2017	**12**	**0.56**	**0.68**	**0.55**
DESI 2016	12	0.55	0.66	0.53

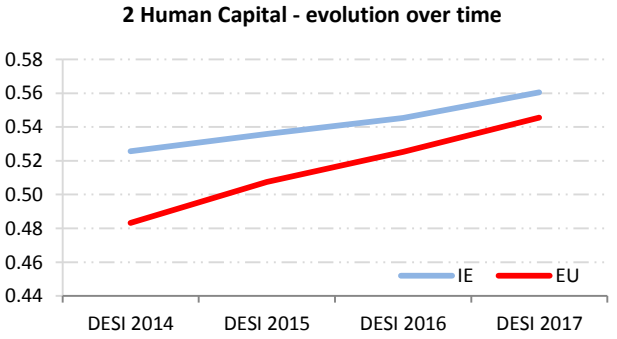

3) Úsáid an Idirlín: Tá an méid a bhíonn úsáideoirí idirlín na hÉireann i mbun gníomhaíochtaí ar líne inchurtha, a bheag nó a mhór, le meán an Aontais.

	Ireland						EU
	DESI 2017			DESI 2016			DESI 2017
	value		rank	value		rank	value
3a1 News	**49%**	↑	**28**	**48%**		**28**	**70%**
% individuals who used Internet in the last 3 months	2016			2015			2016
3a2 Music, Videos and Games[6]	**73%**		**22**	**NA**			**78%**
% individuals who used Internet in the last 3 months	2016						2016
3a3 Video on Demand[7]	**24%**		**10**	**NA**			**21%**
% individuals who used Internet in the last 3 months	2016						2016
3b1 Video Calls	**42%**	↑	**17**	**36%**		**21**	**39%**
% individuals who used Internet in the last 3 months	2016			2015			2016
3b2 Social Networks	**70%**	↑	**13**	**66%**		**15**	**63%**
% individuals who used Internet in the last 3 months	2016			2015			2016
3c1 Banking	**64%**	→	**12**	**64%**		**11**	**59%**
% individuals who used Internet in the last 3 months	2016			2015			2016
3c2 Shopping	**71%**	↑	**9**	**63%**		**13**	**66%**
% internet users (last year)	2016			2015			2016

3 Use of Internet	Ireland		Cluster	EU
	rank	score	score	score
DESI 2017	**16**	**0.48**	**0.60**	**0.48**
DESI 2016	18	0.43	0.57	0.45

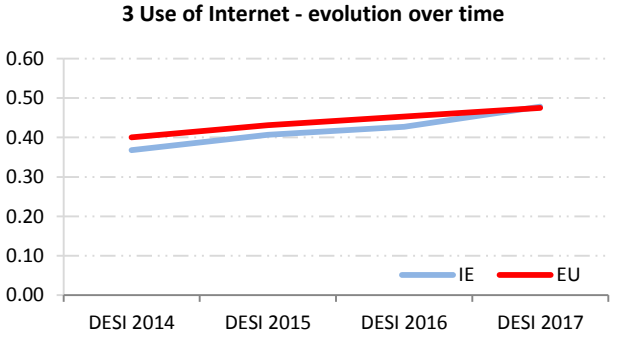

4) Comhtháthú na Teicneolaíochta Digití: San Aontas ar fad, is iad fiontair bheaga agus mheánmhéide na hÉireann is mó a bhaineann úsáid as deiseanna a leanann an tráchtáil ar líne, deiseanna trasteorann san áireamh.

	Ireland						EU
	DESI 2017			DESI 2016			DESI 2017
	value		rank	value		rank	value
4a1 Electronic Information Sharing	**25%**		**21**	**25%**		**21**	**36%**
% enterprises	2015			2015			2015
4a2 RFID	**4.0%**		**13**	**4.0%**		**13**	**3.9%**
% enterprises	2014			2014			2014
4a3 Social Media	**36%**	↑	**3**	**35%**		**2**	**20%**
% enterprises	2016			2015			2016
4a4 eInvoices	**15%**		**15**	**NA**			**18%**
% enterprises	2016			2015			2016
4a5 Cloud	**24%**	↑	**5**	**21%**		**5**	**13%**
% enterprises	2016			2015			2016
4b1 SMEs Selling Online	**30%**	↓	**1**	**32%**		**1**	**17%**
% SMEs	2016			2015			2016
4b2 eCommerce Turnover	**21.8%**	↑	**1**	**19.2%**		**1**	**9.4%**
% SME turnover	2016			2015			2016
4b3 Selling Online Cross-border	**16.2%**		**1**	**16.2%**		**1**	**7.5%**
% SMEs	2015			2015			2015

4 Integration of Digital Technology	Ireland		Cluster	EU
	rank	score	score	score
DESI 2017	**2**	**0.56**	**0.44**	**0.37**
DESI 2016	2	0.54	0.41	0.35

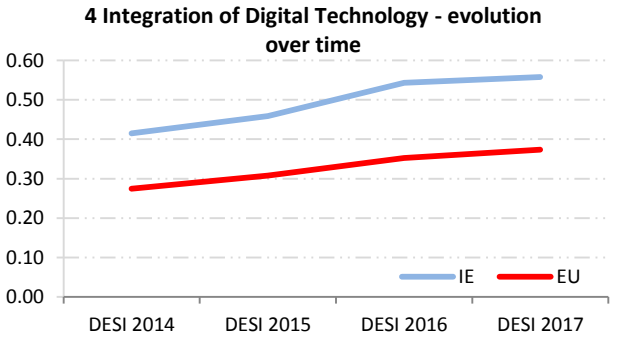

5) Seirbhísí Poiblí Digiteacha: Tá ceann de na rátaí éilimh ar an idirlíon is airde san Eoraip ag Éirinn. Is mór an feabhas atá tagtha ar Éirinn ó thaobh Sonraí Oscailte a chur ar fáil de. Mar sin féin, b'fhéidir foirmeacha ar líne a dhéanamh níos so-úsáidte.

5 Digital Public Services	Ireland rank	Ireland score	Cluster score	EU score
DESI 2017	**7**	**0.67**	**0.59**	**0.55**
DESI 2016	10	0.58	0.57	0.51

	Ireland DESI 2017 value		Ireland DESI 2017 rank	Ireland DESI 2016 value	Ireland DESI 2016 rank	EU DESI 2017 value
5a1 eGovernment Users % internet users (last year)	**58%** 2016	↑	**5**	**56%** 2015	**4**	**34%** 2016
5a2 Pre-filled Forms Score (0 to 100)	**35** 2016	→	**18**	**35** 2015	**17**	**49** 2016
5a3 Online Service Completion Score (0 to 100)	**89** 2016	↓	**10**	**90** 2015	**9**	**82** 2016
5a4 Open Data[8] % of maximum score	**80%** 2016	↑	**3**	**44%** 2015	**18**	**59%** 2016

5 Digital Public Services - evolution over time

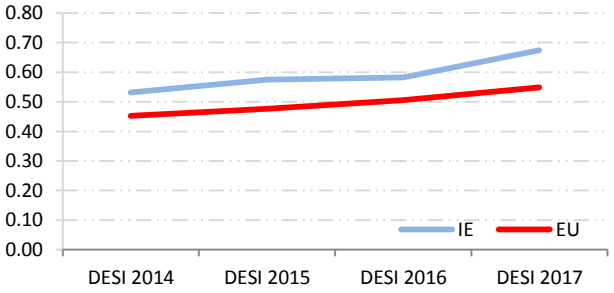

Methodological note

[1] ***DESI 2016*** *was re-calculated for all countries to reflect slight changes in the choice of indicators and corrections to the underlying indicator data. As a result, country scores and rankings may have changed from the previous publication.*
[2] ***4G coverage****: This is a new DESI indicator measuring the average coverage of telecom operators' 4G networks.*
[3] ***Spectrum****: There is a decrease in most of the Member States due to the additional EU harmonisation of the 700 MHz band in April 2016.*
[4] ***Fixed Broadband Price****: Due to a slight methodological change, historical data was re-calculated.*
[5] ***ICT Specialists****: Historical data have been revised by Eurostat.*
[6] ***Music, Videos and Games****: Break in series due to a change in the Eurostat survey.*
[7] ***Video on Demand****: Break in series due to a change of data source. New source is Eurostat.*
[8] ***Open Data****: Change of data source. The historical data have also been restated. The new source is the European Data Portal.*

Explore DESI at https://ec.europa.eu/digital-single-market/en/desi

European Commission