Digital Economy and Society Index 2017 - **France**

European Commission

France ranks 16th in DESI 2017. It performs well in digital skills (9th rank) and eGovernment (9th rank). On the other hand, it is below EU average for the integration of digital technologies by companies, connectivity, and internet use by individuals.

	France		Cluster	EU
	rank	score	score	score
DESI 2017	**16**	**0.51**	**0.54**	**0.52**
DESI 2016[1]	16	0.48	0.51	0.49

The Digital Economy and Society Index is a composite index measuring progress in digital through five components:

1 Connectivity	Fixed Broadband, Mobile Broadband, Broadband speed and prices
2 Human Capital	Basic Skills and Internet Use, Advanced skills and Development
3 Use of Internet	Citizens' use of Content, Communication and Online Transactions
4 Integration of Digital Technology	Business digitisation and eCommerce
5 Digital Public Services	eGovernment

Clustering: France belongs to the cluster of medium performing countries.

DESI 2017 - relative performance by dimension

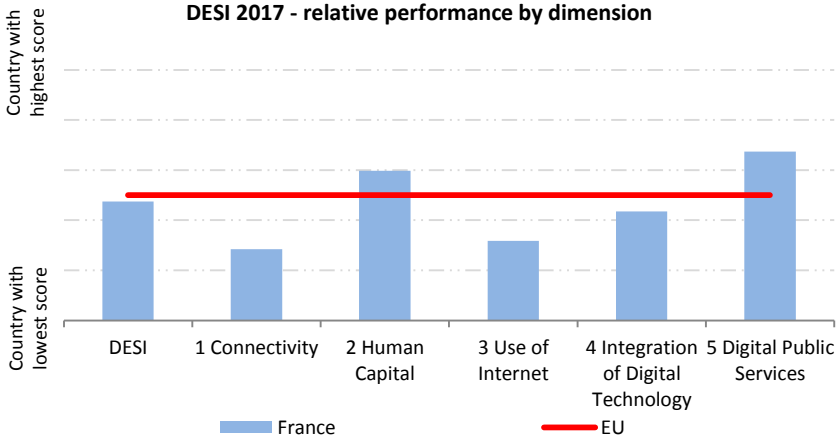

Digital Economy and Society Index (DESI) 2017 ranking

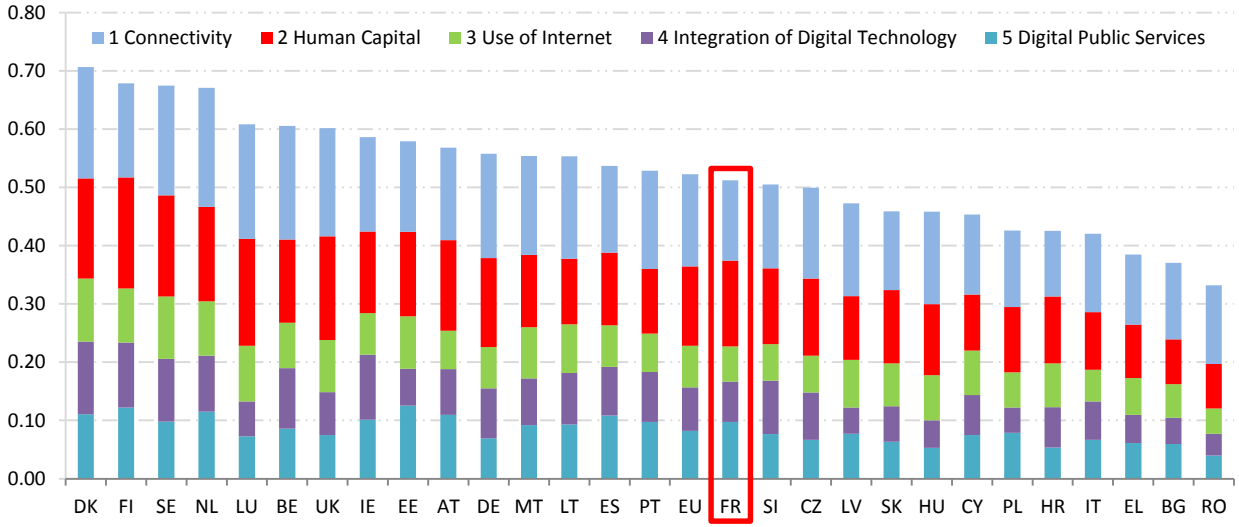

DESI - evolution over time

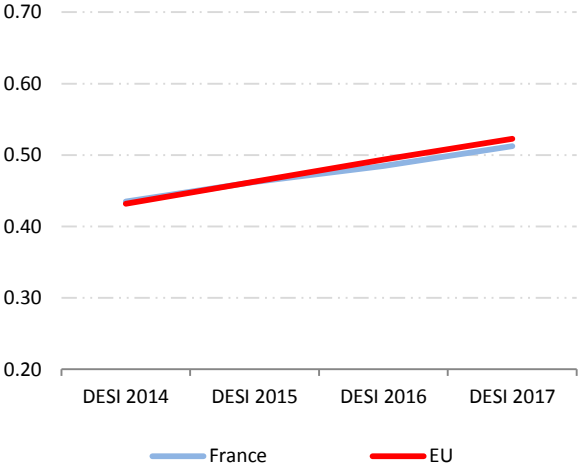

1) Connectivity: France has achieved universal broadband coverage but reaches a level of connectivity that is below the European average, in particular because of a low degree of coverage for fast broadband (NGA).

	France					EU
	DESI 2017			DESI 2016		DESI 2017
	value		rank	value	rank	value
1a1 Fixed Broadband Coverage % households	99.95% 2016	↑	6	99.76% 2015	8	98% 2016
1a2 Fixed Broadband Take-up % households	72% 2016	↑	11	71% 2015	12	74% 2016
1b1 Mobile Broadband Take-up Subscriptions per 100 people	81 June 2016	↑	14	73 June 2015	11	84 June 2016
1b2 4G coverage[2] % households (average of operators)	69% 2016		24	NA		84% 2016
1b3 Spectrum[3] % of the target	63% 2016	↑	20	61% 2015	21	68% 2016
1c1 NGA Coverage % households	47% 2016	↑	27	45% 2015	26	76% 2016
1c2 Subscriptions to Fast Broadband % subscriptions >= 30Mbps	18% June 2016	↑	24	15% June 2015	23	37% June 2016
1d1 Fixed Broadband Price[4] % income	1.1% price 2016, income 2015	↓	11	0.9% price 2015, income 2015	7	1.2% price 2016, income 2015

1 Connectivity	France rank	France score	Cluster score	EU score
DESI 2017	**20**	**0.55**	**0.63**	**0.63**
DESI 2016	20	0.53	0.60	0.59

1 Connectivity - evolution over time

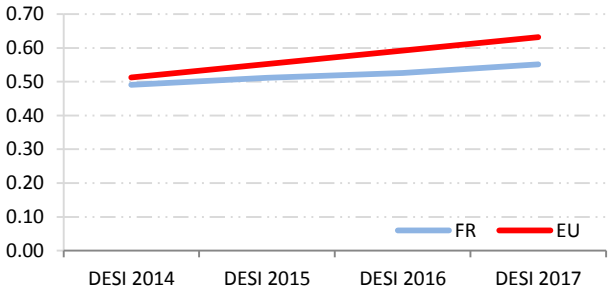

2) Human Capital: France has good results in digital skills, both basic and advanced, driven by a very high proportion of scientific and technical graduates (2nd rank).

	France					EU
	DESI 2017			DESI 2016		DESI 2017
	value		rank	value	rank	value
2a1 Internet Users % individuals	82% 2016	↑	10	81% 2015	10	79% 2016
2a2 At Least Basic Digital Skills % individuals	56% 2016	↓	11	57% 2015	12	56% 2016
2b1 ICT Specialists[5] % individuals	3.6% 2015	↑	13	3.2% 2014	16	3.5% 2015
2b2 STEM Graduates Per 1000 individuals (aged 20-29)	23 2014	→	2	23 2013	2	19 2014

2 Human Capital	France rank	France score	Cluster score	EU score
DESI 2017	**9**	**0.59**	**0.57**	**0.55**
DESI 2016	10	0.57	0.55	0.53

2 Human Capital - evolution over time

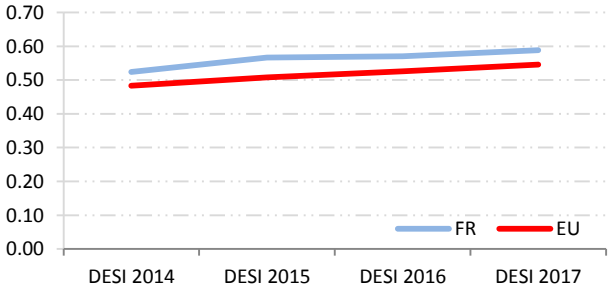

3 Use of Internet: A large number of French internet users engage in online banking and shopping. However, they tend to undertake other communication and entertainment activities less than other Europeans do.

	France					EU
	DESI 2017			DESI 2016		DESI 2017
	value		rank	value	rank	value
3a1 News	**56%**	↑	**27**	**50%**	**27**	**70%**
% individuals who used Internet in the last 3 months	2016			2015		2016
3a2 Music, Videos and Games[6]	**75%**		**21**	**NA**		**78%**
% individuals who used Internet in the last 3 months	2016					2016
3a3 Video on Demand[7]	**12%**		**18**	**NA**		**21%**
% individuals who used Internet in the last 3 months	2016					2016
3b1 Video Calls	**34%**	↑	**25**	**30%**	**26**	**39%**
% individuals who used Internet in the last 3 months	2016			2015		2016
3b2 Social Networks	**47%**	↑	**28**	**45%**	**28**	**63%**
% individuals who used Internet in the last 3 months	2016			2015		2016
3c1 Banking	**69%**	→	**10**	**69%**	**9**	**59%**
% individuals who used Internet in the last 3 months	2016			2015		2016
3c2 Shopping	**75%**	↑	**7**	**74%**	**8**	**66%**
% internet users (last year)	2016			2015		2016

3 Use of Internet	France		Cluster	EU
	rank	score	score	score
DESI 2017	**25**	**0.40**	**0.45**	**0.48**
DESI 2016	25	0.37	0.42	0.45

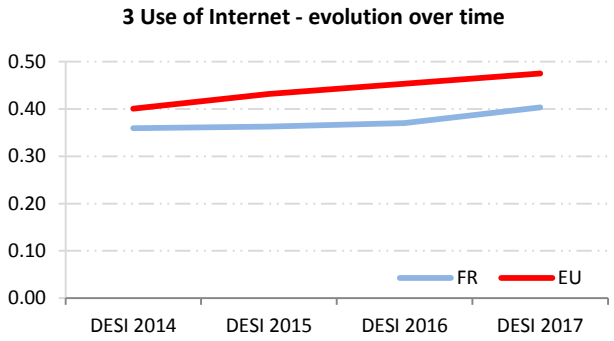

4) Integration of Digital Technology: Companies in France are rather active in eCommerce but integrate other digital technologies at rates below EU average (electronic invoicing, cloud, electronic identification).

	France					EU
	DESI 2017			DESI 2016		DESI 2017
	value		rank	value	rank	value
4a1 Electronic Information Sharing	**39%**		**10**	**39%**	**10**	**36%**
% enterprises	2015			2015		2015
4a2 RFID	**2.7%**		**24**	**2.7%**	**24**	**3.9%**
% enterprises	2014			2014		2014
4a3 Social Media	**14%**	↑	**20**	**12%**	**20**	**20%**
% enterprises	2016			2015		2016
4a4 eInvoices	**15%**		**16**	**NA**		**18%**
% enterprises	2016			2015		2016
4a5 Cloud	**12%**		**16**	**NA**		**13%**
% enterprises	2016			2015		2016
4b1 SMEs Selling Online	**16%**	→	**15**	**16%**	**13**	**17%**
% SMEs	2016			2015		2016
4b2 eCommerce Turnover	**10.3%**	↓	**10**	**10.6%**	**9**	**9.4%**
% SME turnover	2016			2015		2016
4b3 Selling Online Cross-border	**7.9%**		**15**	**7.9%**	**15**	**7.5%**
% SMEs	2015			2015		2015

4 Integration of Digital Technology	France		Cluster	EU
	rank	score	score	score
DESI 2017	**16**	**0.35**	**0.40**	**0.37**
DESI 2016	18	0.32	0.37	0.35

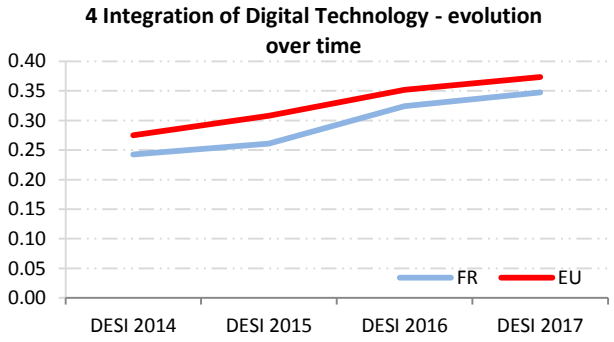

5 Digital Public Services: France is one of Europe's leaders in terms of eGovernment (use and services offered online) and open data. However, an insufficient amount of data is pre-filled in the forms offered online by the public services.

5 Digital Public Services	France		Cluster	EU
	rank	score	score	score
DESI 2017	**9**	**0.65**	**0.59**	**0.55**
DESI 2016	9	0.60	0.56	0.51

	France					EU
	DESI 2017			DESI 2016		DESI 2017
	value		rank	value	rank	value
5a1 eGovernment Users	**56%**	↑	**6**	**48%**	**7**	**34%**
% internet users (last year)	2016			2015		2016
5a2 Pre-filled Forms	**27**	→	**22**	**27**	**20**	**49**
Score (0 to 100)	2016			2015		2016
5a3 Online Service Completion	**86**	→	**13**	**86**	**12**	**82**
Score (0 to 100)	2016			2015		2016
5a4 Open Data[8]	**86%**	↑	**2**	**76%**	**2**	**59%**
% of maximum score	2016			2015		2016

5 Digital Public Services - evolution over time

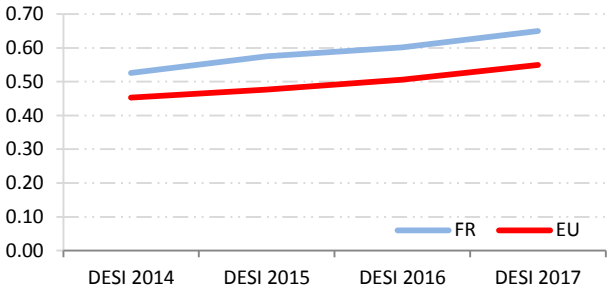

Methodological note

[1] ***DESI 2016*** *was re-calculated for all countries to reflect slight changes in the choice of indicators and corrections to the underlying indicator data. As a result, country scores and rankings may have changed from the previous publication.*
[2] ***4G coverage****: This is a new DESI indicator measuring the average coverage of telecom operators' 4G networks.*
[3] ***Spectrum****: There is a decrease in most of the Member States due to the additional EU harmonisation of the 700 MHz band in April 2016.*
[4] ***Fixed Broadband Price****: Due to a slight methodological change, historical data was re-calculated.*
[5] ***ICT Specialists****: Historical data have been revised by Eurostat.*
[6] ***Music, Videos and Games****: Break in series due to a change in the Eurostat survey.*
[7] ***Video on Demand****: Break in series due to a change of data source. New source is Eurostat.*
[8] ***Open Data****: Change of data source. The historical data have also been restated. The new source is the European Data Portal.*

Explore DESI at https://ec.europa.eu/digital-single-market/en/desi

European Commission