Digital Economy and Society Index 2017 - **Cyprus**

European Commission

Cyprus ranks 22nd in DESI 2017. Compared to last year, Cyprus showed significant progress in Connectivity. The delivery of online public services is close to EU average. Despite the fact that internet users engage in a wide variety of online activities, low levels of digital skills risk acting as a brake to the further development of its digital economy and society.

	Cyprus		Cluster	EU
	rank	score	score	score
DESI 2017	**22**	**0.45**	**0.41**	**0.52**
DESI 2016[1]	21	0.42	0.38	0.49

The Digital Economy and Society Index is a composite index measuring progress in digital through five components:

1 Connectivity	Fixed Broadband, Mobile Broadband, Broadband speed and prices
2 Human Capital	Basic Skills and Internet Use, Advanced skills and Development
3 Use of Internet	Citizens' use of Content, Communication and Online Transactions
4 Integration of Digital Technology	Business digitisation and eCommerce
5 Digital Public Services	eGovernment

Clustering: Cyprus belongs to the cluster of low performing countries.

DESI 2017 - relative performance by dimension

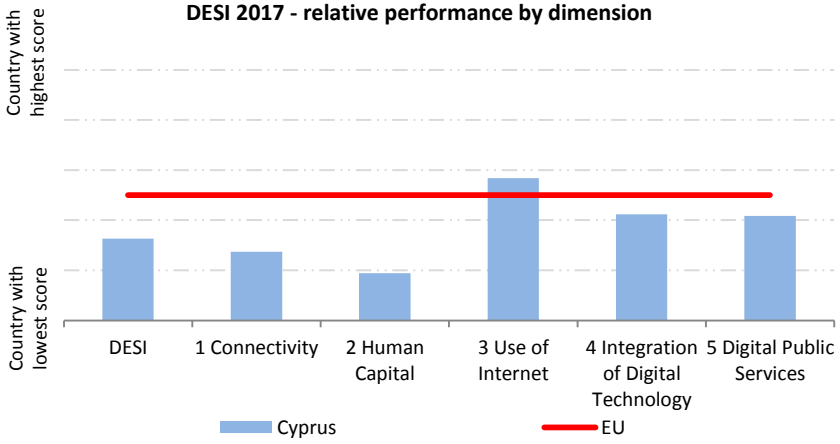

Digital Economy and Society Index (DESI) 2017 ranking

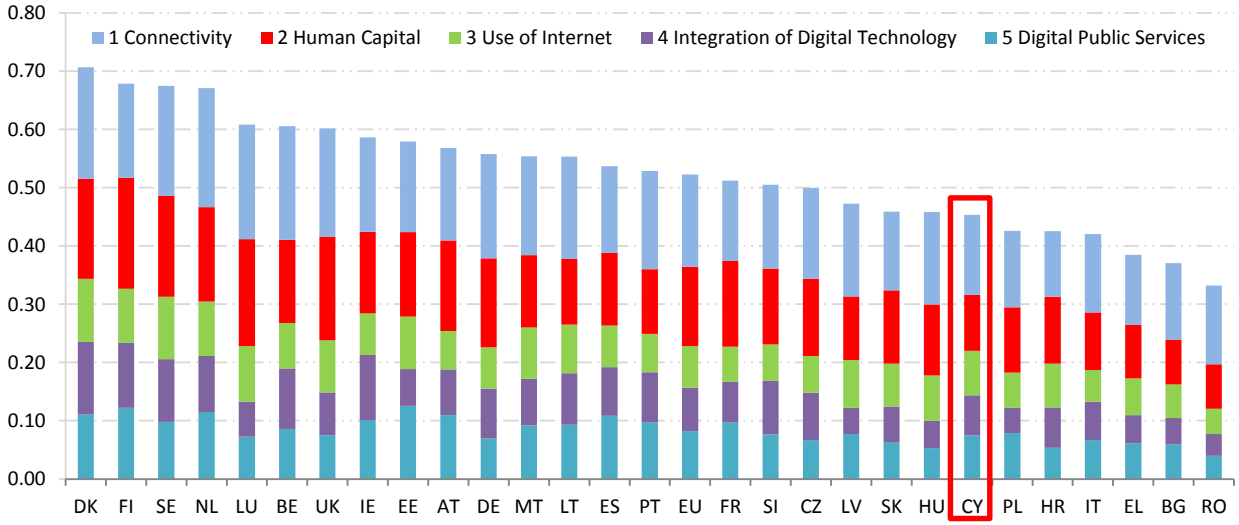

DESI - evolution over time

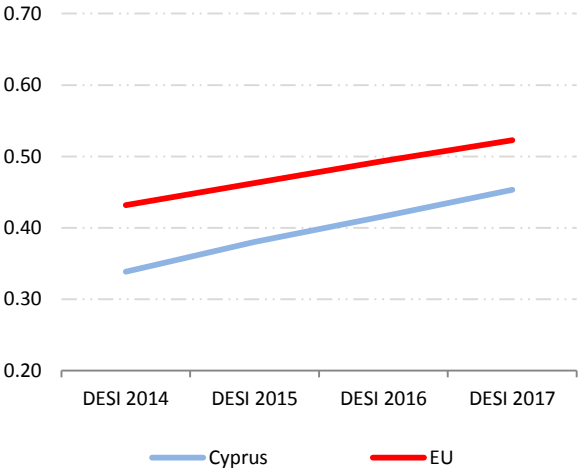

1) Connectivity: In Cyprus more harmonised spectrum has become available and mobile broadband uptake is rising. NGA coverage is progressing, but the increase in the take up of broadband is slow, as prices are still relatively high.

	Cyprus						EU
	DESI 2017			DESI 2016			DESI 2017
	value		rank	value		rank	value
1a1 Fixed Broadband Coverage % households	100% 2016	→	3	100% 2015		3	98% 2016
1a2 Fixed Broadband Take-up % households	72% 2016	↑	12	69% 2015		14	74% 2016
1b1 Mobile Broadband Take-up Subscriptions per 100 people	89 June 2016	↑	9	66 June 2015		18	84 June 2016
1b2 4G coverage[2] % households (average of operators)	64% 2016		27	NA			84% 2016
1b3 Spectrum[3] % of the target	47% 2016	↑	25	30% 2015		28	68% 2016
1c1 NGA Coverage % households	88% 2016	↑	11	84% 2015		11	76% 2016
1c2 Subscriptions to Fast Broadband % subscriptions >= 30Mbps	4% June 2016	→	28	4% June 2015		26	37% June 2016
1d1 Fixed Broadband Price[4] % income	2.4% price 2016, income 2015	↑	25	2.7% price 2015, income 2015		28	1.2% price 2016, income 2015

1 Connectivity	Cyprus rank	Cyprus score	Cluster score	EU score
DESI 2017	**21**	**0.55**	**0.53**	**0.63**
DESI 2016	24	0.48	0.46	0.59

1 Connectivity - evolution over time

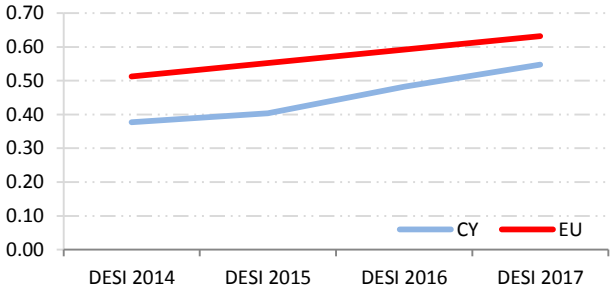

2) Human Capital: More people are online, but skills levels remain low across all indicators.

	Cyprus						EU
	DESI 2017			DESI 2016			DESI 2017
	value		rank	value		rank	value
2a1 Internet Users % individuals	74% 2016	↑	19	70% 2015		20	79% 2016
2a2 At Least Basic Digital Skills % individuals	43% 2016	→	26	43% 2015		25	56% 2016
2b1 ICT Specialists[5] % individuals	2.2% 2015	↓	24	2.4% 2014		23	3.5% 2015
2b2 STEM Graduates Per 1000 individuals (aged 20-29)	9 2014	↑	28	8 2013		28	19 2014

2 Human Capital	Cyprus rank	Cyprus score	Cluster score	EU score
DESI 2017	**25**	**0.39**	**0.40**	**0.55**
DESI 2016	25	0.37	0.38	0.53

2 Human Capital - evolution over time

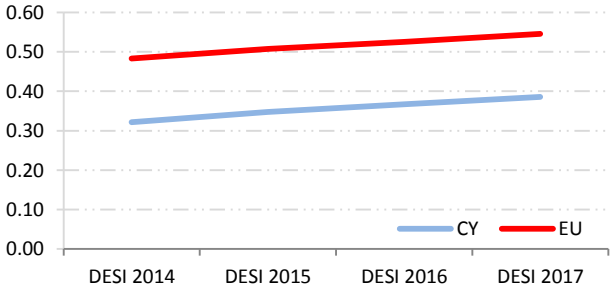

3) Use of Internet: Cypriots are active users of social networks, video calls and online content. Nevertheless, they engage in online banking and shopping activities much less than other Europeans.

	Cyprus					EU
	DESI 2017			DESI 2016		DESI 2017
	value		rank	value	rank	value
3a1 News	**73%**	↓	**18**	**79%**	**12**	**70%**
% individuals who used Internet in the last 3 months	2016			2015		2016
3a2 Music, Videos and Games[6]	**86%**		**7**	**NA**		**78%**
% individuals who used Internet in the last 3 months	2016					2016
3a3 Video on Demand[7]	**12%**		**20**	**NA**		**21%**
% individuals who used Internet in the last 3 months	2016					2016
3b1 Video Calls	**72%**	↑	**2**	**62%**	**3**	**39%**
% individuals who used Internet in the last 3 months	2016			2015		2016
3b2 Social Networks	**79%**	↑	**4**	**75%**	**5**	**63%**
% individuals who used Internet in the last 3 months	2016			2015		2016
3c1 Banking	**37%**	↑	**25**	**29%**	**25**	**59%**
% individuals who used Internet in the last 3 months	2016			2015		2016
3c2 Shopping	**38%**	↑	**26**	**32%**	**26**	**66%**
% internet users (last year)	2016			2015		2016

3 Use of Internet	Cyprus		Cluster	EU
	rank	score	score	score
DESI 2017	**13**	**0.51**	**0.39**	**0.48**
DESI 2016	14	0.46	0.37	0.45

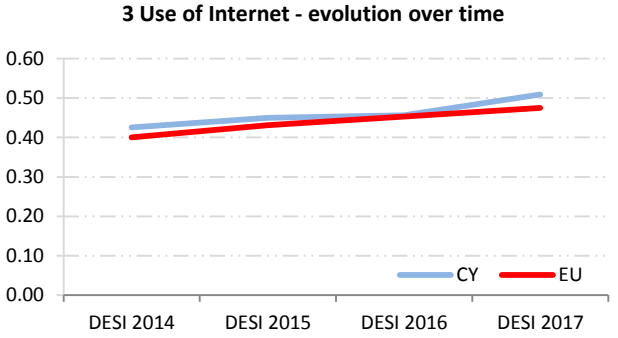

4) Integration of Digital Technology: Cyprus is progressing slowly. Companies engage in the use of social media and trade online, but are less prone to the take up of new technologies such as cloud and RFID.

	Cyprus					EU
	DESI 2017			DESI 2016		DESI 2017
	value		rank	value	rank	value
4a1 Electronic Information Sharing	**43%**		**7**	**43%**	**7**	**36%**
% enterprises	2015			2015		2015
4a2 RFID	**3.1%**		**18**	**3.1%**	**18**	**3.9%**
% enterprises	2014			2014		2014
4a3 Social Media	**35%**	↑	**4**	**30%**	**4**	**20%**
% enterprises	2016			2015		2016
4a4 eInvoices	**6%**	↑	**26**	**5%**	**27**	**18%**
% enterprises	2016			2015		2016
4a5 Cloud	**9%**	↑	**22**	**7%**	**22**	**13%**
% enterprises	2016			2015		2016
4b1 SMEs Selling Online	**12%**	↑	**19**	**10%**	**20**	**17%**
% SMEs	2016			2015		2016
4b2 eCommerce Turnover	**4.7%**	↓	**25**	**7.3%**	**19**	**9.4%**
% SME turnover	2016			2015		2016
4b3 Selling Online Cross-border	**8.3%**		**14**	**8.3%**	**14**	**7.5%**
% SMEs	2015			2015		2015

4 Integration of Digital Technology	Cyprus		Cluster	EU
	rank	score	score	score
DESI 2017	**18**	**0.34**	**0.27**	**0.37**
DESI 2016	17	0.33	0.25	0.35

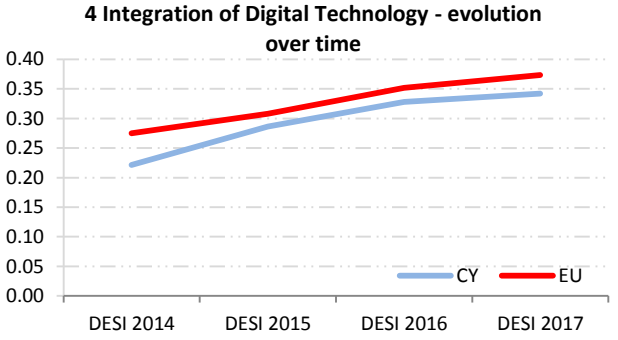

5) Digital Public Services: Cyprus has progressed in Open Data. The number of eGovernment users is also progressing, but improvements in the delivery of services have stalled.

5 Digital Public Services	Cyprus rank	Cyprus score	Cluster score	EU score
DESI 2017	**17**	**0.50**	**0.43**	**0.55**
DESI 2016	16	0.47	0.42	0.51

	Cyprus DESI 2017 value		Cyprus DESI 2017 rank	Cyprus DESI 2016 value	Cyprus DESI 2016 rank	EU DESI 2017 value
5a1 eGovernment Users % internet users (last year)	**29%** 2016	↑	**18**	**24%** 2015	**20**	**34%** 2016
5a2 Pre-filled Forms Score (0 to 100)	**52** 2016	↓	**14**	**60** 2015	**13**	**49** 2016
5a3 Online Service Completion Score (0 to 100)	**73** 2016	→	**22**	**73** 2015	**21**	**82** 2016
5a4 Open Data[8] % of maximum score	**57%** 2016	↑	**14**	**42%** 2015	**19**	**59%** 2016

5 Digital Public Services - evolution over time

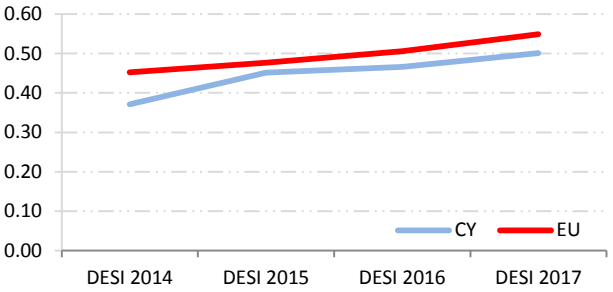

Methodological note

[1] ***DESI 2016*** *was re-calculated for all countries to reflect slight changes in the choice of indicators and corrections to the underlying indicator data. As a result, country scores and rankings may have changed from the previous publication.*
[2] ***4G coverage****: This is a new DESI indicator measuring the average coverage of telecom operators' 4G networks.*
[3] ***Spectrum****: There is a decrease in most of the Member States due to the additional EU harmonisation of the 700 MHz band in April 2016.*
[4] ***Fixed Broadband Price****: Due to a slight methodological change, historical data was re-calculated.*
[5] ***ICT Specialists****: Historical data have been revised by Eurostat.*
[6] ***Music, Videos and Games****: Break in series due to a change in the Eurostat survey.*
[7] ***Video on Demand****: Break in series due to a change of data source. New source is Eurostat.*
[8] ***Open Data****: Change of data source. The historical data have also been restated. The new source is the European Data Portal.*

Explore DESI at https://ec.europa.eu/digital-single-market/en/desi

European Commission