

Internal Market Information System

How to create a report

European Commission
Internal Market Information System

IMI
NET

IMI Report
Request nr. 12154

Request summary

Request number:	12154
From:	United Kingdom - 346 CA 5 PQ UK Doctors - TEST
To:	France - 324 CA 5 PQ FR Doctors - TEST
Legislative area:	Professional Qualifications
Question set:	01 General questions
Request status:	Request closed - information provided
Due date:	24/12/2010
Send date:	24/11/2010

Request deadline

Due date proposed by the Requesting Authority:	24/12/2010
Due date accepted by the Responding Authority:	24/12/2010

Requesting Authority

Name:	346 CA 5 PQ UK Doctors - TEST
Informal title:	346 CA 5 PQ UK Doctors - TEST
Country:	United Kingdom
Address:	Street 1140 Manchester
Telephone:	+44 123 000 4567

How to create a report?

- ✓ Do you need to print an IMI request?
- ✓ Do you need to download a list of registers or authorities?
- ✓ As a coordinator, would you like an overview of requests sent and received by your coordinated authorities?

The IMI report function allows you to print or download your reports.

How to create a report of ...

an IMI request 1/2

Date of birth (dd/mm/yyyy) 26/06/2012
Country Czech Republic
Region / Area
Town wsxdfc
Postcode sdfcv
Street and number sdgfcvb
E-mail

Justification for the request Reasonable and justified doubts about the situation of the migrating professional

Edit details

Questions

When entering free text please indicate the language you are using in the dropdown next to the text box. If possible use a language which is understood by the Requesting Authority. The Requesting Authority has indicated that it understands the following languages: čeština (cs)

- Questions to identify the profession
 - Professional Title

1. What is the professional title for the exercise of the profession of [nurse] in your territory? [Link](#)

Attachments

Attachments

Add attachment

Name	Added by	Added on
------	----------	----------

Messages

When entering free text please indicate the language you are using in the dropdown next to the text box. If possible use a language which is understood by the Requesting Authority. The Requesting Authority has indicated that it understands the following languages: čeština (cs)

Messages		User		Date
No comment.				



Add Message

Copy request

Withdraw request

Print report


an IMI request 2/2

Select the type, language and format of the report.

You can attach a digital certificate to the report in order to prove that the report was generated from IMI.


Welcome Requests Search Request


17101	Professional Qualifications From Czech Republic - CA Doctors CZ To Czech Republic - BXL Training 2010.0014 (CZ)	01 General questions	Forwarded - Awaiting acceptance	Send date 26/06/2012
-------	---	----------------------	---------------------------------	----------------------

Request report 

Report type


- ☐ Report for the data subject
- ☐ Data subject consent form
- ☐ Full report with personal data
- ☒ Full report without personal data
- ☐ Customizable report

Language English (en) 

Report type 

Certify the report ☐

PDF or Word



How to create a report of any search result

For example the search result of Authorities

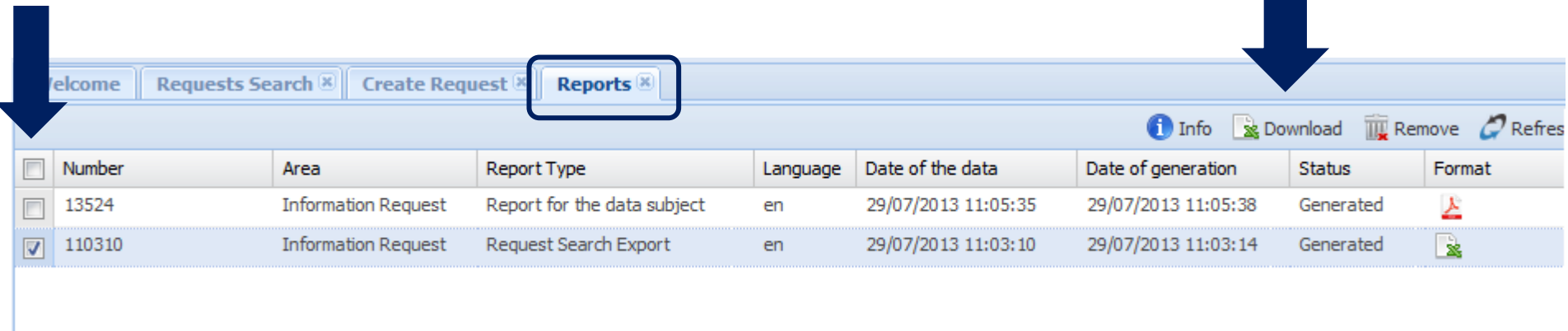


Welcome Requests Search Authority Search			Info Search criteria Export Refresh	
Informal Title	Names	Country		
Authority for Sport	Competent Authority for Sport related activities	France		
BXL Training 2010.025 (FR)	BXL Training 2010.025 (FR)	France		
BXL Training 2010.026 (FR)	BXL Training 2010.026 (FR)	France		
BXL Training 2010.027 (FR)	BXL Training 2010.027 (FR)	France		
French Chamber of Doctors - Training	Conseil National de l'Ordre des Médecins	France		
Ministere Santé	Minsant	France		
Ministry of Economy, Directorate of Tourism (MARKT DEMO)	Ministère de l'économie, direction du tourisme (MARKT DEMO)	France		

All the generated reports will be available in the menu option 'My reports'.



1. Select the report you would like to download or print and click on 'Download'
- or
2. Double click on the line of the report.



The screenshot shows a software interface with a top navigation bar containing 'Welcome', 'Requests Search', 'Create Request', and 'Reports'. The 'Reports' tab is selected and highlighted with a blue box. A large blue arrow points down from the 'Reports' tab to the table below. Another large blue arrow points down from the 'Download' button in the table's toolbar to the right.

	Number	Area	Report Type	Language	Date of the data	Date of generation	Status	Format
<input type="checkbox"/>	13524	Information Request	Report for the data subject	en	29/07/2013 11:05:35	29/07/2013 11:05:38	Generated	
<input checked="" type="checkbox"/>	110310	Information Request	Request Search Export	en	29/07/2013 11:03:10	29/07/2013 11:03:14	Generated	

Toolbar: Info, Download, Remove, Refresh

Tips and Tricks

- ✓ The report will remain available for 30 days.
You can export a report at any time.
- ✓ You can generate a report in different formats (word, excel, pdf).
- ✓ The certification of a report can be used in order to prove that it has been generated from the IMI System.

For more information contact your National IMI Helpdesk

http://ec.europa.eu/internal_market/imi-net/imi_helpdesks/index.html



Internal Market Information System