



Generalitat de Catalunya
Departament de Governació
i Administracions Públiques
**Secretaria de Telecomunicacions
i Societat de la Informació**

Catalonia in 2 minutes

Introduction



Catalonia occupies an area of almost 32,106 km² in the north-eastern corner of the Iberian Peninsula, on the Mediterranean coast, inhabited by 7.094.000 people in 946 municipalities, distributed in 7 *vegueries* and 41 counties. However, 70% of the population live in 45 municipalities that overcome 20.000 habitants.

The country is characterized by a varied combination of mountains, beaches and areas of outstanding natural beauty close to the main population centers.

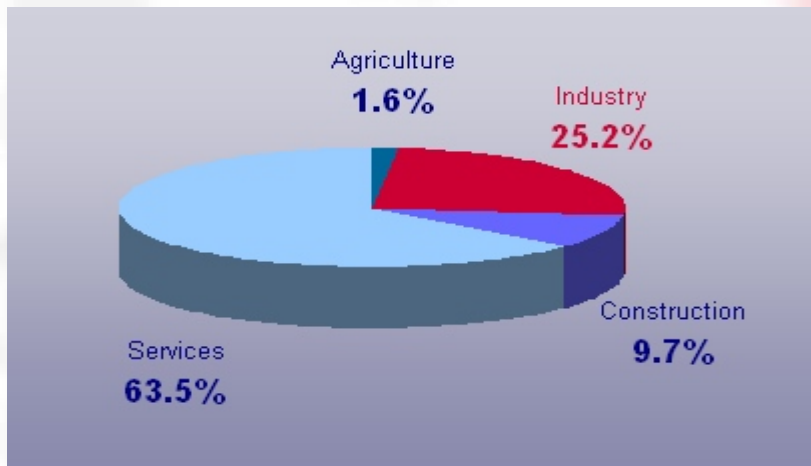
Catalan is the language of Catalonia and shares official status with Spanish. It is spoken by 9 million people in Catalonia, Community of Valencia, Balearic Islands, and a part of Aragon, Andorra, south of the Languedoc-Roussillon Region (the so-called Northern Catalonia) and the city of Alghero (Sardinia). Catalan is also an official language at United Nations. Television channels, radio broadcasting frequencies and press are issued in Catalan, and it also has a strong presence on the Internet, where it has the first cultural internet domain (.cat) issued by the ICANN.

Catalan economy

The Catalan economy has been the powerhouse of Spain. This contribution to the Spanish economy is still a fact today, with Catalan production currently accounting for 19% of total Spanish GDP. Catalonia's economic prospects are bright and its anticipated GDP growth is above the EU average. The distribution of Catalonia's economy follows a similar pattern to that of the other EU countries, with a balanced combination of industry and services.

Distribution of GAV in Catalonia by sector, 2006 (%)

Gross Added Value 2006: € 174,475 million



2006, Source: ACI, based on data provided by FUNCAS


Category	Catalonia
Population	7,1 million
Area	32,106 Km2
GDP (mp) 2007	€ 202,509 million
GDP Growth (mp) 2007	3.7%
GDP (mp) per capita 2007	€ 24,445
Unemployment rate 2006	6.6%
Inflation 2007	4.3%
Exports 2007	€ 49,951 million
Imports 2007	€ 79,123 million
Total R&D expenditure	1.43% of GDP

International comparison

What is Catalonia?

Population Million		Area Km2		GDP (Thousand million USD)	
France (61,3)	875	Ireland (70.280)	219	Belgium (373,2)	139
Greece (11,1)	158	Denmark (43.070)	134	Austria (306,2)	114
Catalonia (7,0)	100	Catalonia (32.100)	100	Catalonia (268,4)	100
Denmark (5,4)	77	Belgium (30.500)	95	Ireland (207,4)	77
Ireland (4,2)	60	Slovenia (20.250)	63	Finland (193,3)	72

Note: Catalonia = 100.
Source: FMI Data 2006




Political organization

Catalonia's political past as a territorially differentiated community having its own representative and autonomous institutions, with respect to the sovereign power of the combined Catalan-Aragonese monarchies (1283-1516) and Spanish monarchies (1516-1808) and of the Spanish constitutional state (since 1812), can be divided into four stages, separated by three great ruptures.

La Generalitat de Catalunya

XIII-XIV	First Medieval Generalitat
1714	Abolition Generalitat
1918-1932	Beginnings of the autonomous regime
1931-1939	The republican Government of Catalonia
1939-1977	Generalitat in exile
1977	Generalitat Restitution
1978	Spanish Constitution
1979	Autonomy Statute of Catalonia
2006	New Autonomy Statute of Catalonia

→ Catalan Parliament



→ Presidency of the Generalitat



→ **Government of Catalonia**
(Executive Council)

→ Others institutions and organisations

- Administrative and political decentralization
- Juridical and legislative capacities
- Autonomic competence system
 - ✓ Exclusive competences
 - ✓ Shared competences
- Public employees: **more than 179.000**

Web links

<http://www.catalonia.com>

Catalonia in 2 minutes

General information