

SLOVENIA EGOVERNMENT STATE OF PLAY



POPULATION
2,055,496



GDP per capita
84
(EU = 100)

Broadband connection
73%
Households
97%
Enterprises

Unemployment rate
10%

Companies
111,8
(In 000's)

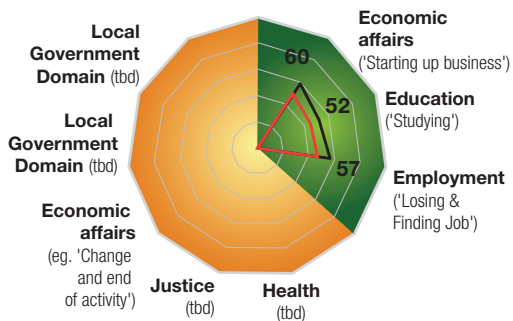
Start-ups
11,33%
(Birth rate)

Students
107,1
(In 000's)

EGOVERNMENT MATURITY PER LIFE EVENT

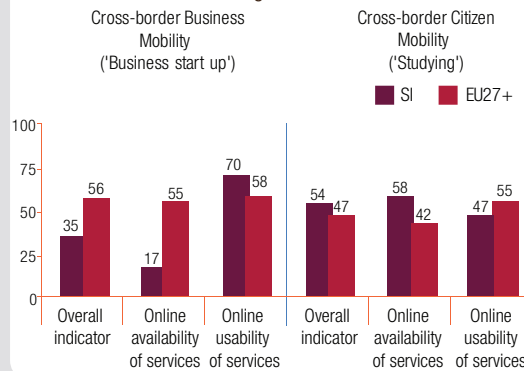
SI vs EU27+; average of top level benchmarks

■ 2012 Measurement ■ 2013 Measurement □ SI ■ EU27+



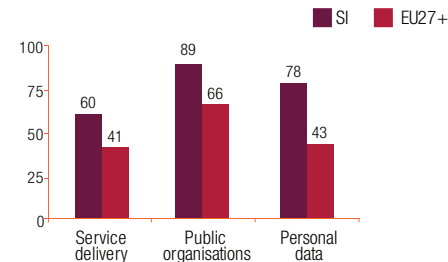
CROSS-BORDER MOBILITY

The extent to which services are online available for foreign EU citizens




TRANSPARENT GOVERNMENT

The levels of transparency of public organisations, personal data and service delivery

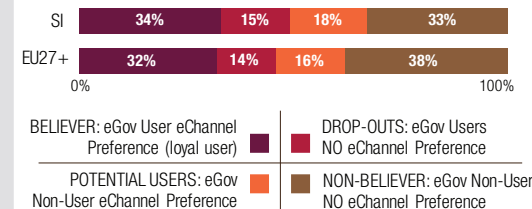


USER CENTRIC GOVERNMENT

How mature are services ?



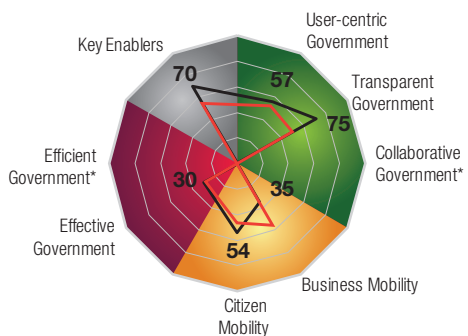
Who is using eGovernment ?



EGOVERNMENT MATURITY PER TOP LEVEL BENCHMARK

Synthesis of 4 priorities for eGovernment for EU27+

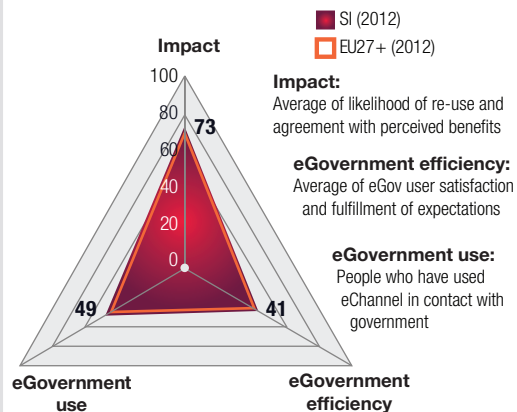
■ User Empowerment ■ Single Market ■ Efficiency & Effectiveness
■ Pre-conditions □ SI ■ EU27+



* not part of 2012 measurement

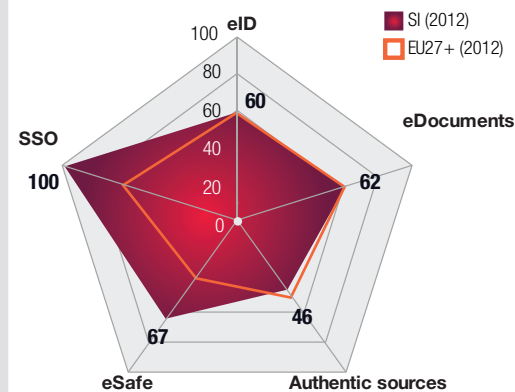
EFFECTIVE GOVERNMENT

The extent to which government succeed in satisfying their online users and achieve re-use and agreement with perceived expectations and fulfilled expectations



KEY ENABLERS

The extent to which key IT enablers are integrated (available) in the Life Event service models



Reasons for not using eGovernment services

