



ROMANIA eGOVERNMENT STATE OF PLAY



POPULATION
21,355,849



GDP per capita
49
(EU = 100)

Broadband connection
50% Households
63% Enterprises

Unemployment rate
6,5%

Companies
495,2
(In 000's)

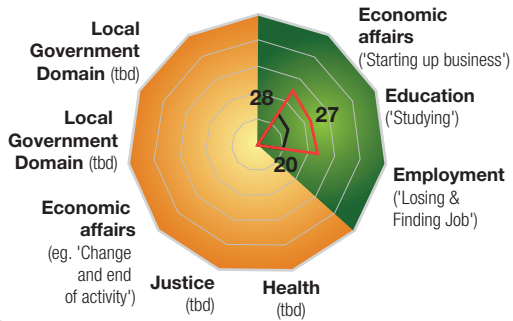
Start-ups
9,48%
(Birth rate)

Students
999,5
(In 000's)

eGOVERNMENT MATURITY PER LIFE EVENT

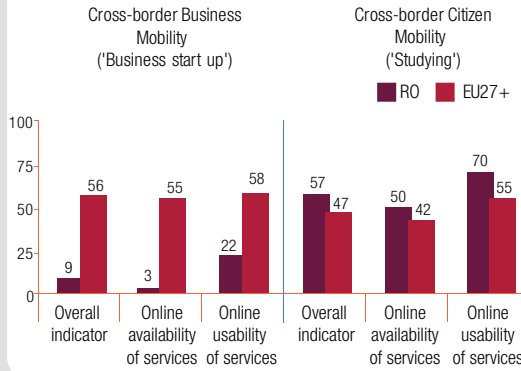
RO vs EU27+; average of top level benchmarks

2012 Measurement 2013 Measurement RO EU27+



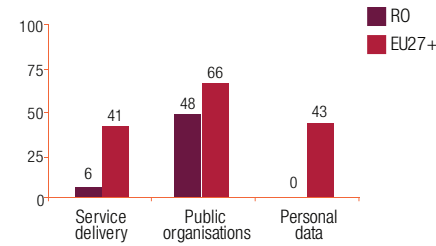
CROSS-BORDER MOBILITY

The extent to which services are online available for foreign EU citizens



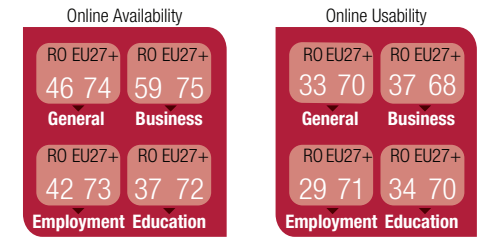
TRANSPARENT GOVERNMENT

The levels of transparency of public organisations, personal data and service delivery

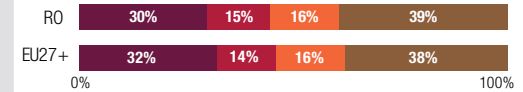


USER CENTRIC GOVERNMENT

How mature are services ?



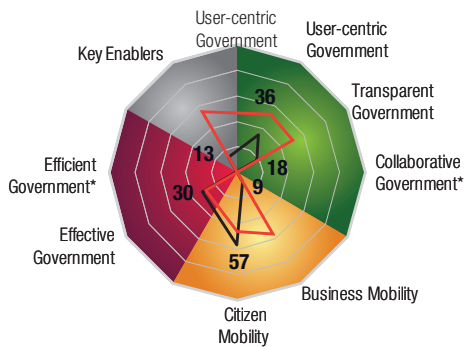
Who is using eGovernment ?



eGOVERNMENT MATURITY PER TOP LEVEL BENCHMARK

Synthesis of 4 priorities for eGovernment for EU27+

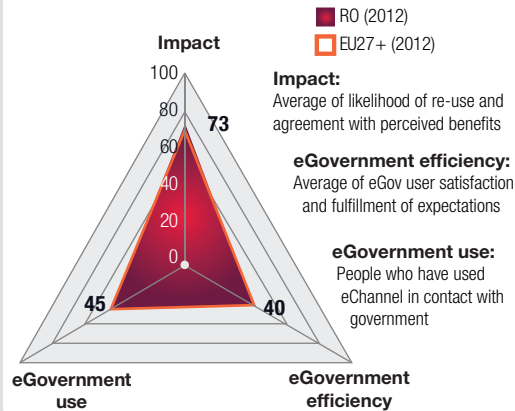
User Empowerment Single Market Efficiency & Effectiveness Pre-conditions RO EU27+



* not part of 2012 measurement

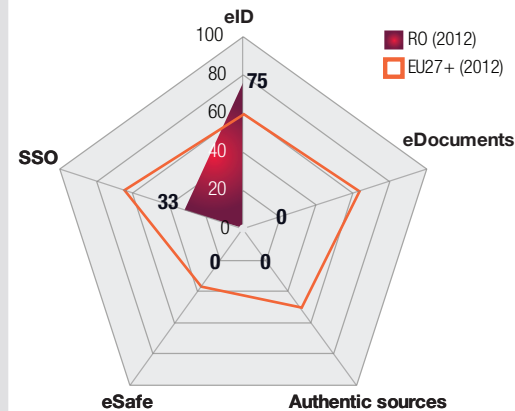
EFFECTIVE GOVERNMENT

The extent to which government succeed in satisfying their online users and achieve re-use and fulfilled expectations



KEY ENABLERS

The extent to which key IT enablers are integrated (available) in the Life Event service models



BELIEVER: eGov User eChannel Preference (loyal user) NO eChannel Preference
POTENTIAL USERS: eGov Non-User eChannel Preference NON-BELIEVER: eGov Non-User NO eChannel Preference

Reasons for not using eGovernment services

