

DG INFORMATION SOCIETY AND MEDIA
ICT Policy Support Programme
Competitiveness and Innovation Framework Programme



GUIDE FOR APPLICANTS

Instrument: Thematic Networks

Call for proposals ICT PSP 3

(Specific information for the preparation of proposals for the ICT PSP call for proposals published in the Official Journal of the European Union on 29th January 2009).

Call identifier CIP-ICT-PSP-2009-3

Version 3 (29-01-09)

Further copies of this Guide, together with all information related to this Call for Proposals, can be downloaded via http://ec.europa.eu/ict_psp

About this Guide

This is version number 3 of the CIP ICT PSP Guide for applicants for **'Thematic Network'** proposals.

The Guide will be revised during the course of CIP ICT PSP for each call (in particular section 2 and the Annexes) and will then be given a different version number. This version refers to the third ICT PSP call, CIP-ICT-PSP-2009-3.

Please note:

This Guide is based on the rules and conditions contained in the legal documents relating to CIP and ICT PSP (in particular the CIP Framework Programme, and the CIP ICT PSP Work Programme), all of which can be consulted via the EUROPA web-site http://ec.europa.eu/ict_psp. The Guide does not in itself have legal value, and thus does not supersede those documents.

Table of Contents

1. GETTING STARTED	4
2. ABOUT THE INSTRUMENT 'THEMATIC NETWORK'	4
2.1. GENERAL INFORMATION	4
2.2. MAIN IMPLEMENTATION INSTRUMENTS	5
2.3. INSTRUMENT: THEMATIC NETWORK (TN)	7
3. HOW TO APPLY	9
3.1. TURNING YOUR IDEA INTO AN EFFECTIVE PROPOSAL	9
3.2. PROPOSAL SUBMISSION	11
4. CHECK LIST	15
4.1. PREPARING YOUR PROPOSAL	15
4.2. FINAL CHECKS BEFORE SUBMISSION	16
4.3. THE DEADLINE: VERY IMPORTANT!	16
5. WHAT HAPPENS NEXT?	16
ANNEX 1 TIMETABLE AND SPECIFIC INFORMATION FOR THIS CALL	19
ANNEX 2 INSTRUCTIONS FOR COMPLETING PART A OF THE PROPOSAL	21
ANNEX 3 INSTRUCTIONS FOR DRAFTING PART B OF THE PROPOSAL	29
ANNEX 4 FORM: NON EXCLUSION DECLARATION FOR THEMATIC NETWORKS	39
ANNEX 5 EVALUATION CRITERIA FOR THEMATIC NETWORK PROPOSALS IN THIS CALL AND THE EVALUATION PROCESS	40
ANNEX 6 PRE-PROPOSAL CHECK FORM	47
GLOSSARY	49

1. Getting Started

Funding decisions in the ICT Policy Support Programme (ICT PSP) are made on the basis of **proposals** submitted by applicants. Proposals describe planned activities, information on who will carry them out, and how much they will cost. The Commission evaluates all eligible proposals in order to identify those whose quality is sufficiently high for possible funding. This **evaluation** is a peer-review carried out by independent experts.

The Commission then **negotiate** with some or all of those whose proposals have successfully passed the evaluation stage, depending on the budget available. If negotiations are successfully concluded, **grant agreements** providing for a Community financial contribution are established with the participants.

This **Guide for Applicants** contains the essential information to guide you through the mechanics of preparing and submitting a proposal for a **Thematic Network** project. It is important that you have the correct Guide! If you are preparing a Pilot Type A, a Pilot Type B or a Best Practice Network project this is NOT the correct guide for you!

You must also refer to the **Work Programme** related to this call. This provides a detailed description of the objectives and topics which are open for proposals, and will describe the wider context of activities in this area. Work Programmes are revised for each year, so make sure you refer to the 2009 version before preparing your proposal.

Please check that this is the right guide for you by consulting the Work Programme, including the section called the "call fiche", and the description of the instrument in the next section.

This Guide and the Work Programme are essential reading. However, you may also wish to consult other reference and background documents, in particular those relating to negotiation and the grant agreements, which will be made available on the Commission's ICT PSP web site (see Annex 1 of this Guide).

This Guide for Applicants is intended to help applicants prepare their submissions. It assumes that the reader has fully acquainted him/herself with the ICT PSP Work Programme and the Call for Proposals.

2. About the instrument 'Thematic Network'

2.1. General information

The 2009 call for proposals foresees a number of instruments to implement projects in ICT PSP. These instruments are "Pilot Type A", "Pilot Type B", "Best Practice Network" and "Thematic Network".

This Guide covers Thematic Networks only. For the other instruments separate Guides are available.

However, before proceeding you are advised to consult the summary table below to make sure that the proposal you have in mind fits with the objectives and funding instruments called for in the Work Programme.

Note: Your proposal will be evaluated according to the instrument which you select. It will not be re-examined or re-assigned on your behalf.

2.2. Main implementation instruments

The different nature and specificities of the objectives detailed in the Work Programme require distinctive implementation measures. Four types of instruments have been identified:

- Pilot Type A - building on initiatives in Member States or ICT PSP Associated countries;
- Pilot Type B - stimulating the uptake of innovative ICT based services and products;
- Best Practice Networks (BPN) – promoting the adoption of standards and specifications for European digital libraries;
- Thematic Networks (TN) - providing a forum for stakeholders for experience exchange and consensus building.

These instruments are defined in detail in the Work Programme. They provide complementary financing tools in order to reach the ICT PSP objective of a wider uptake and best use of ICT by citizens, governments and businesses, in particular SMEs.

Summary table: Themes, objectives, funding instruments, intentions of funding

Themes and objectives	Funding Instrument	Budget and Intended number of proposals to be funded
Theme 1 : ICT for health, ageing and inclusion		15 M€
1.1: ICT for patient-centred health service	<i>Pilot A</i>	1 EU funding up to 7 M€
1.2: Innovative eHealth tools and services in real life – learning together	<i>Thematic Network</i>	1
1.3 ICT for ageing well / independent living	<i>Pilot B</i>	several
1.4: e-Accessibility thematic network	<i>Thematic network</i>	1 EU funding up to 0.75 M€
Theme 2 : Digital Libraries		25 M€
2.1: European Digital Library - services	<i>BPN</i>	several
2.2: European Digital Library – aggregating digital content in Europeana	<i>BPN</i>	several
2.3: European Digital Library – Digitising content for Europeana	<i>Pilot B</i>	several
2.4: Open access to scientific information	<i>Pilot B</i>	several
2.5: Use of cultural heritage material for education	<i>Pilot B</i>	several
Theme 3: ICT for government and governance		25 M€
3.1: Enlargement of the e-Procurement Pilot PEPPOL	<i>Pilot A</i>	1 EU funding up to 5 M€
3.2: Enlargement of the e-IDM Pilot STORK	<i>Pilot A</i>	1 EU funding up to 5 M€
3.3: Inclusive eGovernance: flexible, personalised and multi-channel based service delivery targeted at the socially disadvantaged.	<i>Pilot B</i>	several
3.4: User Centricity for e-Governance	<i>Thematic network</i>	1
Theme 4: ICT for energy efficiency, environment and smart mobility		8 M€
4.1: ICT for energy efficiency in social housing	<i>Pilot B</i>	several EU funding up to 5 M€
4.2: ICT for prevention, alert and rescue to minimise impacts of climate change	<i>Pilot B</i>	up to 2 EU funding up to 3 M€
Theme 5: Multilingual Web		14 M€
5.1: Machine translation for the multilingual web	<i>Pilot B</i>	
5.2: Multilingual Web content management: standards and best practices	<i>Thematic Network</i>	1

5.3: Multilingual Web content management: methods, tools and processes	<i>Pilot B</i>	several
--	----------------	---------

Theme 6: Public Sector information		9.5 M€
6.1: Legal aspects of Public Sector Information	<i>Thematic network</i>	1
6.2: Geographic Information	<i>Pilot B</i>	several
Theme 7: Internet evolution and security (including RFID)		6 M€
7.1: A European infrastructure for secure information management	<i>Pilot B</i>	1 EU funding up to 3 M€
7.2: Strengthening SME competitive advantage through RFID implementation	<i>Pilot B</i>	1 EU funding up to 3 M€
Theme 8: Open innovation, user experience and living labs		4 M€
8.1: Sharing of best practice across European Living Labs involving SMEs as key user- and provider-participants	<i>Pilot B</i>	1

2.3. Instrument: Thematic Network (TN)

Instrument description

Thematic Networks address a common theme by bringing together relevant stakeholders, expertise and facilities with the objective of exploring new ways of implementing ICT-based solutions. The network may instigate working groups, workshops and exchanges of good practices with the aim of creating the necessary conditions and consensus on action plans, standards and specifications in view to ensure the widest future replication and co-deployment of innovative solutions. The network should provide guidance for ICT-enabled solutions and their roll-out and will highlight the remaining obstacles to be overcome.

Coordination of ongoing activities and sharing of information and experience will be a key component of the network and results and outcomes should be reported in the public domain and widely disseminated through publications and conferences.

The thematic network may also contribute to identifying potential areas for future pilot projects in the relevant fields and in preparing for future partnerships.

Proposals should clearly explain their expected impact and their approach to achieving their overall objective. Proposals should identify a set of indicators against which progress will be measured. This may include a targeted number of relevant best practices; a set of indicators against which best practices will be defined; indicators against which the uptake of solutions and their impact can be appraised; a number of awareness campaigns, qualifying and quantifying the audience and reach of these campaigns.

The usual duration of a thematic network for receiving Community support is 18 to 36 months. It is expected that after this period the network continues to operate without Community funding.

Consortium Composition

Consortia responding to the calls for proposals must comprise all necessary key stakeholders to achieve the objectives, targeted outcomes and expected impact described for the different thematic networks foreseen in Chapter 3 of the Work Programme.

Thematic Networks should be open, and pro-active in attracting new members. This concerns notably procurers, in particular in view of identifying opportunities for cross-border cooperation on public procurement (pre-commercial procurement and/or (commercial) public procurement) of innovative solutions.

Minimum participation requirements

The consortium must include a minimum of seven mutually-independent legal entities from seven different EU Member States or ICT PSP Associated countries. This minimum legal requirement is considered an eligibility criterion, hence proposals not meeting this criterion will not be accepted for evaluation

Funding for Thematic Networks

The typical Community contribution for each Thematic Network (for coordinating and implementing the network) is 300-500K€ unless specified otherwise within the objectives of the Workprogramme.

In order to considerably limit the administrative workload for the beneficiaries, for Thematic Networks, the model grant agreement foresees as the default option that the coordinator and the other beneficiaries participating in a Thematic Network are financed through flat rates (based on scale-of-unit costs) and lump sums, in accordance with Article 181(1) of the Implementing Rules.

The Community contribution represents a grant to the network and does not aim at covering all the costs implied by the work plan of the network.

The amounts and conditions for the use of flat rates and lump sums are as follows:

Costs for the coordination of the network incurred by the coordinator are financed by an amount of 3000€ per year per beneficiary for the first 10 beneficiaries (including the coordinator itself) and by an amount of 2000€ per year per beneficiary from the 11th beneficiary on. No additional cost may be charged from the 21st beneficiary on. This flat rate (based on scale-of-unit costs) for the coordinator contributes to the costs for the coordination of the network, including operational and financial management, the organisation and provision of the logistics for network meetings, and the organisation of the communication on the project with the network partners and the public at large. The coordinator may not charge any other costs in addition to this flat-rate, except costs for attending meetings and events as specified in the next paragraph.

Costs incurred by any beneficiary other than the coordinator for the implementation of the network are financed by an amount of 3000€ per year. This lump sum covers all costs except the costs for attending network meetings and events.

Costs incurred by any beneficiary, including the coordinator, for attendance of network meetings and events are financed by a lump sum of 5000€ per year and per beneficiary.

With the use of the above flat rates and lump sums, no other direct or indirect costs than the ones foreseen above may be charged by the coordinator or the other beneficiaries.

In summary, the coordinator and the other beneficiaries will be normally financed through **flat rates** (based on scale-of-unit costs) and **lump sums**, according to the following scheme:

	<i>Flat rate (based on scale-of-unit-cost) for 'Coordination costs'</i>	<i>Lump sum for 'Implementation costs'</i>	<i>Lump sum for 'attendance of meetings costs'</i>
<i>Coordinator</i>	<ul style="list-style-type: none"> - 3.000€ per year and per beneficiary for the first 10 beneficiaries (incl. the coordinator); - 2.000€ per year and per beneficiary from the 11th beneficiary on. - No additional funding from the 21st beneficiary on. 		Costs for attendance of networks meetings and network related events are financed by a lump sum of 5.000€ per year per

<i>Other Beneficiaries</i>		3.000€ per year per beneficiary	beneficiary
----------------------------	--	--	-------------

The cost reimbursement model for Thematic Networks is by default the one described above based on flat rates and lump sums. However, in very exceptional and well justified cases, a model based on actual cost might be envisaged and eventually agreed during the negotiations of successful Thematic Network proposals between EC services and the consortia concerned. Any details would be provided in the model grant agreement.

Thematic Network – Overview of key characteristics	
Typical EC contribution	Up to 300-500 K€ financed through flat rates (based on scale-of-unit costs) and lump sums.
Usual Duration	18-36 months
Minimum number of participants involved	Minimum of seven legal entities from seven different EU Member States or ICT PSP Associated countries

3. How to apply

3.1. Turning your idea into an effective proposal

Focusing your planned work

The work you set out in your proposal must correspond to one of the themes/objectives, and associated instruments, indicated in this call for proposals.

Refer to Annex 5 of this Guide, and the Work Programme, to check the evaluation criteria (eligibility, selection and award criteria) against which your proposal will be assessed. Keep these in mind when you develop your proposal as your proposal will be evaluated against the listed criteria and subcriteria.

Which entities can participate?

The Call for Proposals is open to legal entities established in the Member States and ICT PSP Associated countries.

The EU Member States are:

Austria, Belgium, Bulgaria, Cyprus, Czech Republic, Denmark, Estonia, Finland, France, Germany, Greece, Hungary, Ireland, Italy, Latvia, Lithuania, Luxembourg, Malta, Netherlands, Poland, Portugal, Romania, Slovakia, Slovenia, Spain, Sweden, United Kingdom.

The ICT PSP Associated countries are:

Croatia, Iceland, Liechtenstein, Norway; Turkey¹

More countries may become associated to the ICT PSP during the course of the programme. The latest news will be posted at

http://ec.europa.eu/information_society/activities/ict_psp/about/third_country/index_en.htm

¹ agreement pending

Legal entities are:

- legal persons;
- natural persons: They may, however, participate only in so far as required by the nature or characteristics of the action. For natural persons, references to establishment are deemed to refer to habitual residence.

Exceptionally, entities which do not have legal personality under the applicable national law may participate, provided that their representatives have the capacity to undertake legal obligations on their behalf and assume financial liability. Subject to these conditions, such entities will be considered as legal entities.

A proposal may include the participation of entities from countries other than Member states or ICT PSP Associated countries. Their participation in the project is conditional on Commission agreement at the negotiation stage. Such entities will not receive Community funding.

Who is who in a project?

The participants in a project may take the following roles:

- **Co-ordinating beneficiary (co-ordinator):** The co-ordinator represents the consortium and bears overall project management responsibility. The responsibilities of the co-ordinator are described in the ICT PSP model grant agreement. All proposals must include a co-ordinator.
- **Beneficiary:** These are the remaining partners in the consortium that carry out the work. A beneficiary is a signatory to the grant agreement with the European Commission.

Proposal language

Proposals may be prepared in any official language of the European Union. If your proposal is not in English, a translation of the full proposal would be of assistance to the evaluating experts. An English translation of the abstract must be included in Part B of the proposal.

Presenting your proposal

A proposal has two parts.

Part A will contain the administrative and budget information about the proposal and the participants. The information requested includes a brief summary of the work, contact details and characteristics of the participants, and information related to the funding requested (see Annex 2). This information will be encoded in a structured database for further computer processing to produce, for example, statistics and evaluation reports. This information will also support the experts and Commission staff during the evaluation process.

The information in Part A is entered through a set of on-line forms using the Electronic Proposal Submission Service (EPSS) described in the next section..

Part B is a "template", or list of headings (see Annex 3 of this Guide). You should follow this structure when presenting the content of your proposal. The list of headings is designed to highlight those aspects that will be assessed against the **evaluation criteria** (eligibility, award and selection criteria) as set out in Annex 5 to this Guide. It covers, among other things, the objectives and the nature of the proposed work, the participants and their roles, and the impact that is expected to arise from the proposed work.

Only black and white copies of Part B are used for evaluation and you are strongly recommended, therefore, not to use colour in your document. Do not insert hypertext links, only the text of your Part B will be read, not any documents linked to it.

Part B of the proposal is uploaded by the applicant into the Electronic Proposal Submission Service.

*A maximum length may be specified for the different sections of Part B, or for Part B as a whole (see Annex 3 of this Guide). You **must** keep your proposal within these limits. Information given on excess pages may be disregarded.*

Even where no maximum page limits are given, it is in your interest to keep your text concise since over-long proposals are rarely viewed in a positive light by the evaluating experts.

3.2. Proposal Submission

About the EPSS

Proposals must be submitted electronically, using the Commission's **Electronic Proposal Submission Service (EPSS)**. Proposals arriving at the Commission by any other means are regarded as 'not submitted', and will not be evaluated².

All the data that you upload is securely stored on a server to which only you and the other participants in the proposal have access until the deadline. This data is encrypted until the close of the call.

You can access the EPSS from the call page on CORDIS.

Full instructions are found in the "EPSS preparation and submission guide", available from the EPSS entry page (click on "EPSS user guide").

The most important points are explained below.

Use of the system by the proposal coordinator

As a coordinator you can:

- register as interested in submitting a proposal to a particular call
- set up (and modify) your consortium by adding/removing participants
- complete all of Part A of the proposal, pertaining to the proposal in general, and to your own administrative details
- download the document template for writing Part B of the proposal and, when it is completed, upload the finished Part B
- submit the complete proposal Part A and Part B.

Use of the system by the other participants

Other participants can:

- complete their own sections A2 (participant details)
- download the document template for writing Part B of the proposal, in order to assist the coordinator in preparing it (however, only the coordinator can upload the finished version)
- view the whole proposal.

² In exceptional cases, when a proposal co-ordinator has absolutely no means of accessing the EPSS, and when it is impossible to arrange for another member of the consortium to do so, an applicant may request permission from the Commission to submit on paper. A request should be sent via the FP7 enquiry service (see annex 1), indicating in the subject line "Paper submission request". (You can telephone the enquiry service if web access is not possible: 00 800 6 7 8 9 10 11 from Europe; or 32 2 299 96 96 from anywhere in the world. A postal or e-mail address will then be given to you). Such a request, which must clearly explain the circumstances of the case, must be received by the Commission no later than one month before the call deadline. The Commission will reply within five working days of receipt. Only if a derogation is granted, a proposal on paper may be submitted by mail, courier or hand delivery. The delivery address will be given in the derogation letter.

Use of Participant Identification Codes (PICs) from the European Commission's Research and Development programmes

Participants possessing a Participant Identification Code (PIC) can use this number to identify themselves in the Electronic Proposal Submission system. On entering the PIC, parts of the A forms will be filled in automatically. Please note that in the cases where a PIC is not available it will always be possible to submit a proposal by entering the organisation details manually. However, the use of PICs will lead to more efficient handling of the proposal.

The process for assigning a PIC is triggered by a self-registration of an organisation at the following website: <http://ec.europa.eu/research/participants/urf>. On this website you will also find a search tool for checking if your organisation is already registered (and therefore already has a PIC).

Submitting the proposal

Only the coordinator is authorised to submit the proposal.

Completing the Part A forms in the EPSS and uploading a Part B does not yet mean that your proposal is submitted. Once there is a consolidated version of the proposal, you must press the button "SUBMIT NOW". (If you don't see the button "SUBMIT NOW", first select the "SUBMIT" tag at the top of the screen).

Please note that "SUBMIT NOW" starts the final steps for submission; it does not in itself cause the proposal to be submitted.

After reading the information page that then appears, it is possible to submit the proposal using the button marked "*Press this button to submit the proposal*". The EPSS then performs an automatic validation of the proposal. A list of any problems ("validation error message") such as missing data, viruses, wrong file format or excessive file size will then appear on the screen. **Submission is blocked until these problems are corrected.** When corrected, the coordinator must then repeat the above steps to achieve submission.

If the submission sequence described above is not followed, the Commission considers that no proposal has been submitted.

When successfully submitted, the coordinator sees a message that indicates that the proposal has been received. This automatic message is not the official acknowledgement of receipt (see Section 5). The coordinator may continue to modify the proposal and submit revised versions overwriting the previous one right up until the deadline. The sequence above must be repeated each time.

For the proposal Part B you must use exclusively PDF ("portable document format", compatible with Adobe version 3 or higher, with embedded fonts). Other file formats will not be accepted by the system. Irrespective of any page limits specified in annex 4 to this Guide, there is an overall limit of 10 Mbyte to the size of proposal file Part B. There are also restrictions to the name you give to the Part B file. You should only use alphanumeric characters, special characters and spaces must be avoided.

You are advised to clean your document before converting it to PDF (e.g. accept all tracked changes, delete notes).

Check that your conversion software has successfully converted all the pages of your original document (e.g. there is no problem with page limits).

Check that your conversion software has not cut down landscape pages to fit them into portrait format. Check that captions and labels have not been lost from your diagrams

Please note that the Commission prints out proposals in black and white on plain A4 paper. The printable zone on the print engine is bounded by 1.5 cm right, left, top bottom. No scaling is applied to make the page "fit" the window. Printing is done at 300 dots per inch.

Please note that by submitting the proposal the coordinator declares that

1) (s)he is acting on behalf of the consortium, all of whom

- *are aware of the proposal;*
- *agree with its content and submission;*
- *have the necessary internal authorisations to participate;*
- *are aware of the Commission Policy on data protection, The personal data collected in the context of the call will be processed in accordance with Regulation (EC) No 45/2001 of the European Parliament and of the Council of 18 December 2000 on the protection of individuals with regard to the processing of personal data by the Community institutions and bodies and on the free movement of such data.*

2) (s)he is in the possession of a written declaration (signed by a legal representative) of each participant (including the coordinator itself) on its honour that the organisation is not subject to one of the situations of exclusion as specified in the Financial Regulation (using the form in Annex 4).

Attention: The above mentioned signed documents do not form part of the actual proposal, but must be in the possession of the coordinator at the time of proposal submission. The Commission can request them at any time during the evaluation / negotiation process. Failure to comply with this request within 10 days can lead to the proposal's removal from the evaluation / negotiation process.

Irrespective of any page limits specified in Annex 3 of this Guide, there is an overall limit of 10 Mbyte to the size of proposal file Part B.

If successfully submitted, the coordinator receives a message by email that indicates that the proposal has been received. The coordinator may continue to modify the proposal and submit revised versions overwriting the previous one (by pressing the "SUBMIT button" each time!) right up until the deadline.

If the 'SUBMIT' button is never pressed and the submission process is not completed, the Commission considers that no proposal has been submitted.

For the proposal Part B you must use exclusively PDF ("portable document format", compatible with Adobe version 3 or higher, with embedded fonts). Other file formats will not be accepted by the system.

About the deadline

Proposals must be submitted on or before the deadline specified in the call fiche. It is your responsibility to ensure the timely submission of your proposal.

The EPSS will be closed for this call at the call deadline. After this moment, access to the EPSS for this call will be impossible.

Do not wait until the last moment before submitting your proposal!

Call deadlines are absolutely firm and are strictly enforced.

Please note that you may submit successive drafts of your proposal through the EPSS. Each successive submission overwrites the previous version. It is a good idea **to submit a complete draft well before the deadline.**

Leaving your first submission attempt to the last few minutes of the call will give you no time to overcome even the smallest technical difficulties, proposal validation problems or communications delays which may arise. Such events are never accepted as extenuating circumstances; your proposal will be regarded as not having been submitted.

Submission is deemed to occur at the moment when the proposal coordinator presses the "submit" button and completes the full submission process. It is not the point at which you start the upload. If you wait until too near to the close of the call to start uploading your proposal, there is a serious risk that you will not be able to submit in time.

If you have registered and submitted your proposal in error to another call which closes after this call, the Commission will not be aware of it until it is discovered among the downloaded proposals for the later call. It will therefore be classified as ineligible because of late arrival.

*The submission of a proposal requires some knowledge of the EPSS system, a detailed knowledge of the contents of the proposal and the authority to make last-minute decisions on behalf of the consortium if problems arise. **You are advised not to delegate the job of submitting your proposal!***

In the unlikely event of a failure of the EPSS service due to breakdown of the Commission server during the last 24 hours of this call, the deadline will be extended by a further 24 hours. This will be notified by e-mail to all proposal coordinators who had registered for this call by the time of the original deadline, and also by a notice on the Call page on **the ICT PSP website** and on the website of the EPSS.

Such a failure is a rare and exceptional event; therefore do not assume that there will be an extension to this call. If you have difficulty in submitting your proposal, you should not assume that it is because of a problem with the Commission server, since this is rarely the case. Contact the EPSS help desk if in doubt (see the address given in Annex 1 of this Guide).

Please note that the Commission will not extend deadlines for system failures that are not its own responsibility. In all circumstances, you should aim to submit your proposal well before the deadline to have time to solve any problems.

Correcting or revising your proposal

Errors discovered in proposals submitted to the EPSS can be rectified by simply submitting a corrected version. As long as the call has not yet closed, the new submission will overwrite the old one.

Once the deadline has passed, however, the Commission can accept no further additions, corrections or re-submissions. The last version of your proposal received before the deadline is the one which will be evaluated, and no later material can be submitted.

Ancillary material

Only a single PDF file comprising the complete Part B can be uploaded. Unless specified in the call, any hyperlinks to other documents, embedded material, and any other documents (company

brochures, supporting documentation, reports, audio, video, multimedia etc.) sent electronically or by post, will be disregarded.

Withdrawing a proposal

You may withdraw a proposal by submitting a revised version with an empty Part B section, with the following words entered in the abstract field of form A1:

"The applicants wish to withdraw this proposal. It should not be evaluated by the Commission".

4. Check list

4.1. Preparing your proposal

- **Does your planned work fit with the call for proposals?** Check that your proposed work does indeed address the topics described in the current ICT PSP Work Programme.
- **Are you applying for the correct objective, theme or implementation instrument?** Check that your proposed work falls within the scope of this call, and that you have applied for one of the eligible themes, objectives and implementation instruments (see the Work Programme).
- **Is your proposal eligible?** The eligibility criteria are given in the Work Programme. See also section 2 and Annex 5 of this Guide. In particular, make sure that you satisfy the minimum requirements for the composition of your consortium. Have any specific eligibility criteria been set for this instrument in this Call? Check whether you comply with any budgetary limits that may have been set on the requested Community contribution. Any proposal not meeting the eligibility requirements will be considered ineligible and will not be evaluated.
- **Is your proposal complete?** Proposals must comprise a Part A, containing the administrative and budget information including participant and project cost details on standard forms; and a Part B containing the description of your proposal as described in this Guide. A proposal that does not contain both parts will be considered ineligible and will not be evaluated.
- **Does your proposal follow the required structure?** Proposals should be precise and concise, and must follow exactly the proposal structure described in this document (see Annex 3 of this Guide). This proposal structure is designed to correspond to the evaluation criteria which will be applied. Omitting requested information will almost certainly lead to lower scores and possible rejection.
- **Have you maximised your chances?** There will be competition. Therefore, edit your proposal tightly, strengthen or eliminate weak points. Put yourself in the place of an expert evaluator; refer to the evaluation criteria given in Annex 5 of this Guide. Arrange for your draft to be evaluated by experienced colleagues; use their advice to improve it before submission.
- **Has the co-ordinator collected written declarations of each participant on its honour (using the "Non Exclusion Form" in Annex 4) that the organisation is not subject to any of the situations of exclusion as specified in the Financial Regulation?** This document should be signed by a legal representative of the respective participant. The signed form must be collected by the coordinator and kept in his possession, but is not part of the proposal itself.

- **Do you need further advice and support?** You are strongly advised to inform your National Contact Point of your intention to submit a proposal (see Annex 1 of this Guide). Remember also the ICT PSP Help Desk listed in Annex 1 of this Guide.

4.2. Final checks before submission

- **Do you have the authorisation** of all the participants in the consortium to submit this proposal on their behalf?
- **Are you using the correct Part A forms and Part B format and templates** as given in this document? If you have in error registered for the wrong instrument, discard that registration (usernames and passwords) and re-register and re-submit correctly. If there is no time to do this, or the call deadline has already passed, notify the EPSS Helpdesk.
- **Is your Part B in portable document format (PDF)**, including no material in other formats?
- Is your Part B filename made up only of the letters A to Z and numbers 0 to 9 **without special characters or spaces**?
- **Have you printed out your Part B**, to check that it really is the file you intend to submit, and that it is complete, printable and readable? After the call deadline it will not be possible to replace your Part B file.
- **Is your Part B file within the size limit of 10 Mbytes?**
- **Have you virus-checked your computer?** The attempted submission of files containing a virus is automatically blocked.

4.3. The deadline: very important!

- **Have you, as coordinator, taken the responsibility to submit your proposal?**
- **Have you made yourself familiar with the EPSS in good time?**
- **Have you allowed time to submit a first version of your proposal well in advance of the deadline** (at least several weeks before), and then to continue to improve it with regular resubmissions?
- **Have you pressed the ‘SUBMIT’ button after your final version and completed the full process?** Only after reception of the email confirming the completion of the submission you can consider the proposal as being correctly submitted.

5. What happens next?

Shortly after the call deadline, the Commission will send an **acknowledgement of receipt** to the e-mail address of the proposal coordinator given in the submitted proposal. This is assumed to be the individual named as “person in charge” on the A2 form of participant no. 1. Please note that the brief electronic message given by the EPSS system after each submission is not the official acknowledgement of receipt.

The sending of an acknowledgement of receipt does not imply that a proposal has been accepted as eligible for evaluation.

If you have not received an acknowledgement of receipt within 12 working days after the call deadline, you should contact the ICT PSP Help Desk without further delay (see Annex 1 of this Guide).

The Commission will check that your proposal meets the **eligibility criteria** that apply to this call and instrument (see the Work Programme, and also section 2 and Annex 5 of this Guide). All eligible proposals will be evaluated by independent experts. The evaluation criteria which will be applied to each submitted proposal are described in Annex 5 of this Guide.

Soon after the completion of the evaluation, the results will be finalised and all coordinators will receive a letter containing initial information on the results of the evaluation, including the **Evaluation Summary Report** giving the opinion of the experts on their proposal. However, even if the experts viewed your proposal favourably, the Commission cannot at this stage indicate if there is a possibility of Community funding.

The letter will also give the relevant contact details and the steps to follow if you consider that there has been a shortcoming in the conduct of the evaluation process.

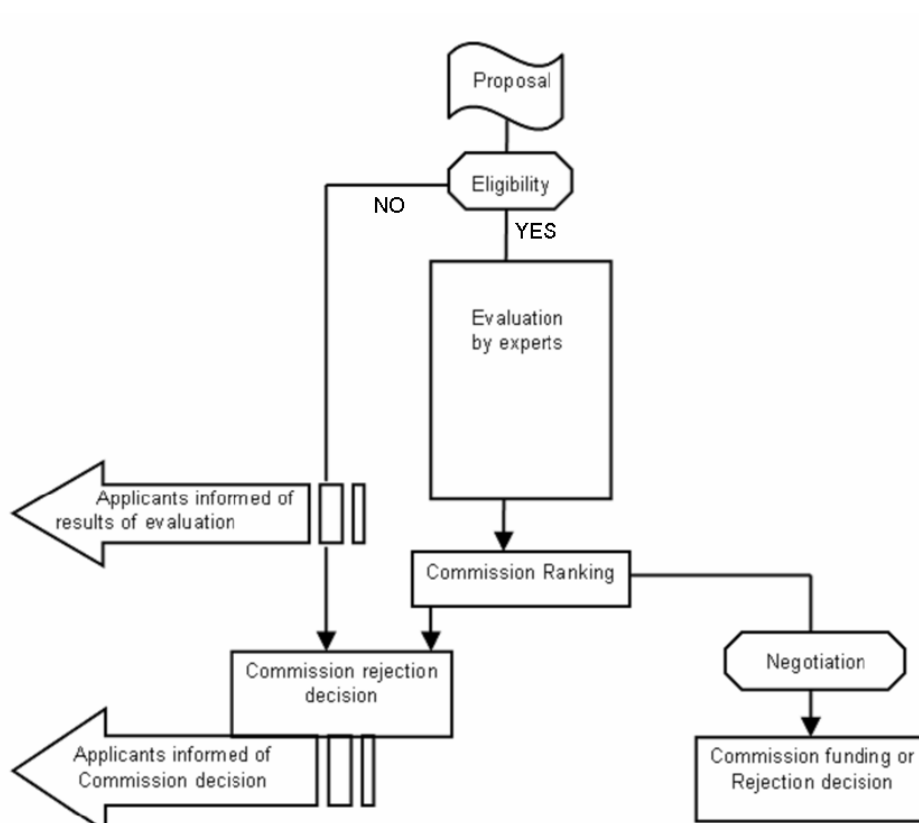
The Commission also informs the relevant programme committee (ICT PSP Committee, i.e. CIP – ICTC), consisting of delegates representing the governments of the Member States.

Based on the results of the evaluation by experts, the Commission draws up the final list of proposals for possible funding, taking account of the available budget.

Official letters are then sent to the coordinators. For selected proposals this letter will mark the beginning of a negotiation phase. Due to budget constraints, it is also possible that your proposal will be placed on a reserve list. In this case, negotiations will only begin if funds become available. In other cases, the letter will explain the reasons why the proposal cannot be funded.

Summary of the evaluation and selection process

The sequence of steps in the evaluation and selection procedure is summarised in the following flow chart:



Negotiations between the applicants and the Commission aim to conclude a grant agreement which provides for EU funding of the proposed work. They cover both a description of the work, and the administrative and financial aspects of the project. The officials conducting these negotiations on behalf of the Commission will be working within a predetermined budget envelope. They will refer to any recommendations which the experts may have made concerning modifications to the work presented in the proposal. At this stage the legal existence and the financial viability of the participants will be verified. For the verification of its legal existence a participant will have to complete and sign a 'Legal Entity Form' and supply supporting documents as described on http://ec.europa.eu/budget/execution/legal_entities_en.htm. For financial viability checking organisations may have to provide a recent balance sheet and profit and loss accounts.

A description of the negotiation process and the necessary details of the financial viability checking documents are provided in the "ICT PSP Negotiation Guidance Notes". Participants of the proposal consortium may be invited to Brussels or Luxembourg to facilitate the negotiation.

For participants in negotiated proposals not yet having a Participant Identification Code (PIC) - i.e. not yet registered and validated in the Commission's Unique Registration Facility (URF) - their existence as legal entities and their legal status will have to be validated before any grant agreement can be signed. For these participants, the procedure of registration and validation is triggered by a self-registration in the web interface of the URF available at <http://ec.europa.eu/research/participants/urf>. This self-registration will lead to a request by the Commission to the organisation to provide supporting documents and to nominate a Legal Entity Authorised Representative (LEAR).

Annex 1 Timetable and specific information for this call

The **ICT PSP Work Programme** provides the essential information for submitting a proposal to this call. It describes the content of the topics to be addressed, and details on how it will be implemented. The Work Programme is available on the ICT PSP web page. You must consult this document.

Indicative timetable for ICT PSP Call 3

Publication of draft Work Programme 2009	<i>December 2008</i>
Third Call for Proposals launched	<i>29th January 2009</i>
Deadline for submission of proposals	<i>2nd June 2009; 17h00 CET</i>
Evaluation, selection	<i>June - early July 2009</i>
Letters to applicants	<i>mid-July 2009</i>
Negotiations with successful proposers commence	<i>September 2009</i>
Signature of first grant agreements	<i>November 2009</i>

Further information and help

The ICT PSP call page contains links to other sources that you may find useful in preparing and submitting your proposal. Direct links are also given where applicable.

General sources of help

National Contact Points:

A network of National Contact Points (NCPs) has been established to provide advice and support to organisations which are preparing proposals. **You are highly recommended to get in touch with your NCP at an early stage.**

Please note that the Commission will give the NCPs statistics and information on the outcome of the call (in particular, details of participants, but not proposal abstracts or funding details) and the outcome of the evaluation for each proposal. This information is supplied to support the NCPs in their service role, and is given under strict conditions of confidentiality

You can find contact details here:

http://ec.europa.eu/information_society/activities/ict_psp/contacts/index_en.htm

ICT PSP Help Desk

Questions can be sent to a single e-mail address and will be directed to the most appropriate department for reply.

email: info-ict-bsp@ec.europa.eu

tel: +32 2 296 8596

fax: +32 2 296 8388

EPSS helpdesk

Technical questions related to the Electronic Proposal Submission Service (EPSS) can be sent.

email: support@epss-fp7.org

tel.: +32 2 233 37 60

Legal documents generally applicable

- Decision establishing Competitiveness and Innovation Framework Programme (2007-2013)
- ICT PSP Work Programme 2009
- Financial Regulation and its Implementing Rules

Contractual information

- Model Grant Agreement

All the above are available at http://ec.europa.eu/ict_psp.

Pre-proposal check

For all the objectives in this call the Commission offers a facility to allow a proposer to check on the appropriateness of their proposed action and the eligibility of the proposal consortium.

A form to request this check on your proposal is supplied as annex 6 of this Guide. This may be submitted at any time up to three weeks before the close of call, but it is wisest of course make this check as early as you can in your proposal preparation process.

The advice given by the Commission is strictly informal and non-binding. The advice provided through the pre-proposal check does not in any way engage the Commission with respect to acceptance or rejection of the proposal when it is formally submitted at a later stage. The evaluators who later evaluate your proposal will not be informed of the results of the pre-proposal check, nor even that a pre-proposal check was carried out. The pre-proposal service is not intended to assist with the identification of possible partners for your consortium.

Although this pre-proposal assessment service is entirely optional it is highly recommended to use this facility. Any proposal can always be submitted directly to the call without a pre-proposal check.

Address for pre-proposal check

Please email your pre-proposal check form for this call to the address corresponding to the call topic which you have selected:

Objective	Funding Instrument	Pre-proposal email
1.2: Innovative eHealth tools and services in real life – learning together	TN	info-ehealth-cip-calls@ec.europa.eu
1.4: e-Accessibility thematic network	TN	info-cip-einclusion@ec.europa.eu
3.4: User Centricity for e-Governance	TN	
5.2: Multilingual Web content management: standards and best practices	TN	info-e1@ec.europa.eu
6.1: Legal aspects of Public Sector Information	TN	econtentplus@ec.europa.eu

Annex 2 Instructions for completing Part A of the proposal

Proposals in this call must be submitted electronically, using the Commission's Electronic Proposal Submission System. The procedure is given in section 3 of this Guide.

In Part A you will be asked for certain administrative details that will be used in the evaluation and further processing of your proposal. Part A forms an integral part of your proposal. Details of the work you intend to carry out will be described in Part B (Annex 3).

Section A1 gives a snapshot of your proposal, section A2 concerns you and your organisation, while section A3 deals with funding matters.

Section A2 gives legal and administrative information.

Please note:

- The coordinator fills in the section A1 and section A3.
- The participants already identified at the time of proposal submission (including the coordinator) each fill in section A2.

When you complete Part A, please make sure that:

- Numbers are always rounded to the nearest whole number
- *You have inserted zeros ("0") where there are no costs or funding figures. Leaving cells empty will block the submission of your proposal*
- All costs are given in Euros (**not thousands of Euros**), and must exclude value added tax.

The following notes are for information only. They should assist you in completing the A-part of your proposal. On-line guidance will also be available. The precise questions and options presented on EPSS may differ slightly from these below.

Proposal Submission



EUROPEAN COMMISSION
 ICT Policy Support Programme
 Competitiveness and Innovation
 Framework Programme

ICT Policy Support
 Programme

Thematic Network

**A1:
 Summary**

Proposal Number		Proposal Acronym	
-----------------	--	------------------	--

GENERAL INFORMATION

Proposal Title			
Duration in months		Call (part) identifier	
Activity code(s) most relevant to your topic			
Free keywords			
Abstract (max. 2000 char.)			

Similar proposals or signed grant agreements?	
a) Has this proposal (or a very similar one) been previously submitted to a call for proposals of the CIP ICT-PSP?	YES/NO/Don't KNOW [drop down]
IF YES	
- please give the call identifier	[free format] if YES above
- please give the proposal or grant agreement number (if known)	[free format] if YES above

Proposal Submission



EUROPEAN COMMISSION
 ICT Policy Support Programme
 Competitiveness and Innovation
 Framework Programme

ICT Policy Support
 Programme

Thematic Network

A2.1: Participants

Each participant should complete their own section "Participants"

Proposal Number		Proposal Acronym	[filled in from A1]	Participant number	
-----------------	--	------------------	---------------------	--------------------	--

INFORMATION ON PARTICIPANTS (ONE FORM PER PARTICIPANT)

If your organisation has already registered for CIP (Competitiveness and Innovation Framework Programme) or FP7 (7th Framework Programme for Research), enter your Participant Identity Code

Organisation legal name	
-------------------------	--

Basic administrative data of your organisation

Legal address	
Street name	Number
Town	
Postal Code / Cedex	
Country	
Internet homepage (optional)	

Status of your organisation

The Commission collects data for statistical purposes.


The guidance notes will help you complete this section.

Please 'tick' the relevant box(es) if your organisation falls into one or more of the following categories.

- Public body**
- Commercial Organisation**
- Standardisation body**
- Other**

Main area of activity (NACE code): [dropdown list]

Proposal Submission



EUROPEAN COMMISSION
 ICT Policy Support Programme
 Competitiveness and Innovation
 Framework Programme

ICT Policy Support
 Programme

Thematic Network

A2.2: Participants

Proposal Number		Proposal Acronym	[filled in from A1]	Participant number	
-----------------	--	------------------	---------------------	--------------------	--

INFORMATION ON PARTICIPANTS (ONE FORM PER PARTICIPANT)

1. Is your number of employees smaller than 250? (<i>full time equivalent</i>)	[yes/no]
2. Is your annual turnover smaller than € 50 million?	[yes/no]
3. Is your annual balance sheet total smaller than € 43 million?	[yes/no]
4. Are you an autonomous legal entity?	[yes/no]
You are not an SME if your answer to question 1 is "NO" and/or your answer to both questions 2 and 3 is "NO".	
In all other cases, you might conform to the Commission's definition of an SME. Please check the additional conditions given in the guidance notes to the forms.	
Following this check, do you conform to the Commission's definition of an SME	[yes/no].

Organisation short name	
-------------------------	--

Dependencies with (an)other participant(s)

Are there dependencies between your organisation and (an)other participant(s) in this proposal? (Yes or No)		
If Yes:		
Participant Number	Organisation Short Name	Character of dependence
Participant Number	Organisation Short Name	Character of dependence
Participant Number	Organisation Short Name	Character of dependence

Contact points

Person in charge (For the co-ordinator (participant number 1) this person is the one who the Commission will contact in the first instance)			
Family name		First name(s)	
Title		Sex (Female – F / Male – M)	
Position in the organisation			
Department/Faculty/Institute/Laboratory name/			
Address (if different from the legal address)			
Street name		Number	
Town			
Postal Code / Cedex			
Country			
Phone 1		Phone 2	
E-mail		Fax	

Proposal Submission Forms



EUROPEAN COMMISSION
 ICT Policy Support Programme
 Competitiveness and Innovation Framework Programme

ICT Policy Support Programme

A3: Budget

Thematic Network

Proposal Number		Proposal Acronym	(From A1)	Participant number in this proposal	
-----------------	--	------------------	-----------	-------------------------------------	--

		Coordination costs per year (flat rate based on scale-of-unit costs)	Implementation costs per year (lump sum)	Meeting attendance costs per year (lump sum)	TOTAL COSTS (flat rate and/or lump sum) per year	Duration (in years)	TOTAL COSTS (flat rate and/or lump sum) for whole duration	Requested EC contribution (flat rate and/or lump sum)
1	Coordinator							
2	Participant							
3	Participant							
4	Participant							
5	Participant							
6	Participant							
7	Participant							
...							
	Total							

Please use as many copies of form A3 as necessary for the number of participants	Form A3	page		of	
--	----------------	------	--	----	--

Thematic Networks – Guidance notes for Part A of the proposal

These notes will also be provided on-line via the EPSS service.

Section A1: Summary	
Proposal Acronym	The short title or acronym will be used to identify your proposal efficiently in this call. It should be of no more than 20 characters (use standard alphabet and numbers only; no symbols or special characters please). The same acronym should appear on each page of Part B of your proposal.
Proposal Title	The title should be no longer than 200 characters that should be understandable to a non-specialist in your field.
Duration in months	Insert the estimated duration of the project in full months.
Call (part) identifier	The call identifier is the reference number given in the call or part of the call you are addressing, as indicated in the publication of the call in the Official Journal of the European Union, and on the ICT PSP call pag. [The call identifier is pre-filled in the forms from the EPSS. For this call it is <u>CIP-ICT-PSP-2009-3</u>. If you do not have this identifier on your forms, you have registered for the wrong call. Discard this registration and register again].
Activity Code	Please input as activity code the main theme identifier. The theme identifiers are mentioned in the call text and explained in the Work Programme.
Free keywords	This allows you to freely choose keywords describing the scope of your proposal. There is a limit of 100 characters including spaces, commas, etc.
Abstract	The abstract should, at a glance, provide the reader with a clear understanding of the objectives of the proposal, how they will be achieved, and their relevance to the Work Programme. This summary will be used as the short description of the proposal in the evaluation process and in communications to the programme management committee and other interested parties. It must therefore be short and precise and should not contain confidential information. Please use plain typed text. If the proposal is written in a language other than English, please include an English version of the proposal abstract in Part B. There is a limit of 2000 characters.
Similar proposals or signed grant agreement	A 'similar' proposal or grant agreement is one that differs from the current one in minor ways, and in which some of the present consortium members are involved.

Section A2.1: Participants	
Participant number	The number allocated by the consortium to the participant for this proposal. The co-ordinator of a proposal is always number one .
Participant Identification Code	The number assigned to you by the Commission's Unique Registration Facility. If you have no PIC, enter 0
Organisation Legal name	For Public Law Body , it is the name under which your organisation is registered in the Resolution text, Law, Decree/Decision establishing the Public Entity, or in any other document established at the constitution of the Public Law Body; For Private Law Body , it is the name under which your organisation is registered in the national Official Journal (or equivalent) or in the national company register.
Legal address	For Public and Private Law Bodies, it is the address of the entity's Head Office.

	If your address is specified by an indicator of location other than a street name and number, please insert this instead under the "street name" field and "N/A" under the "number" field.
NACE code	<p>NACE means "Nomenclature des Activités économiques dans la Communauté Européenne". Please select one activity from the list that best describes your professional and economic ventures. If you are involved in more than one economic activity, please select the one activity that is most relevant in the context of your contribution to the proposed project. For more information on the methodology, structure and full content of NACE (rev. 1.1) classification please consult EUROSTAT at:</p> <p>http://ec.europa.eu/eurostat/ramon/nomenclatures/index.cfm?TargetUrl=LST_CLS_DLD&StrNom=NACE_1_1&StrLanguageCode=EN&StrLayoutCode=HIERARCHIC</p>
Small and Medium-Sized Enterprises (SMEs)	<p>SMEs are micro, small and medium-sized enterprises within the meaning of Recommendation 2003/361/EC in the version of 6 May 2003. The full definition and a guidance booklet can be found at http://ec.europa.eu/enterprise/enterprise_policy/sme_definition/index_en.htm</p> <p>An enterprise is considered as an SME, taking into account its partner enterprises and/or linked enterprises (please see the above mentioned recommendation for an explanation of these notions and their impact on the definition), if it:</p> <ul style="list-style-type: none"> • employs fewer than 250 persons; • has an annual turnover not exceeding EUR 50 million, and/or • an annual balance sheet total not exceeding EUR 43 million. <p>The headcount corresponds to the number of annual work units (AWU), i.e. the number of persons who worked full-time within the enterprise in question or on its behalf during the entire reference year under consideration. The work of persons who have not worked the full year, the work of those who have worked part-time, regardless of duration, and the work of seasonal workers are counted as fractions of AWU. The staff consists of:</p> <p>(a) employees;</p> <p>(b) persons working for the enterprise being subordinated to it and deemed to be employees under national law;</p> <p>(c) owner-managers;</p> <p>(d) partners engaging in a regular activity in the enterprise and benefiting from financial advantages from the enterprise.</p> <p>ATTENTION: Apprentices or students engaged in vocational training with an apprenticeship or vocational training contract can not be included as staff. The duration of maternity or parental leaves is also not counted.</p> <p>The data to apply to the financial amounts (e.g. turnover and balance sheet), as well as to the headcount of staff, are those relating to the latest approved accounting period and calculated on an annual basis. They are taken into account from the date of closure of the accounts. The amount selected for the turnover is calculated excluding value added tax (VAT) and other indirect taxes.</p> <p>In the case of newly-established enterprises whose accounts have not yet been approved, the data to apply is to be derived from a <i>bona fide</i> estimate made in the course of the financial year. These organisations must insert "N/A" for the two questions relating to the duration and the closing date of their last approved accounting period.</p>
Organisation Short Name	<p>Choose an abbreviation of your Organisation Legal Name, only for use in this proposal and in all relating documents.</p> <p>This short name should not be more than 20 characters exclusive of special characters (/,;...), for e.g. CNRS and not C.N.R.S. It should be preferably the one as commonly used, for e.g. IBM and not Int.Bus.Mac.</p>
Dependencies with (an) other participant(s)	<p>Two participants (legal entities) are dependent on each other where there is a controlling relationship between them:</p> <p>A legal entity is under the same direct or indirect control as another legal entity (SG); or A legal entity directly or indirectly controls another legal entity (CLS); or A legal entity is directly or indirectly controlled by another legal entity (CLB).</p> <p>Control: Legal entity A controls legal entity B if: A, directly or indirectly, holds more than 50% of the nominal value of the issued share capital or a majority of the voting rights of the shareholders or associates of B, or A, directly or indirectly, holds in fact or in law the decision-making powers in B.</p> <p>The following relationships between legal entities shall not in themselves be deemed to constitute controlling relationships:</p> <p>(a) the same public investment corporation, institutional investor or venture-capital company has a direct or indirect holding of more than 50 % of the nominal value of the issued share capital or a majority of voting</p>

	rights of the shareholders or associates; (b) the legal entities concerned are owned or supervised by the same public body.
Character of dependence	According to the explanation above mentioned, please insert the appropriate abbreviation according to the list below to characterise the relation between your organisation and the other participant(s) you are related with: SG: Same group: if your organisation and the other participant are controlled by the same third party; CLS: Controls: if your organisation controls the other participant; CLB: Controlled by: if your organisation is controlled by the other participant.
Contact point	It is the team leader in charge of the proposal for the participant. For participant number 1 (the coordinator), this will be the person the Commission will contact concerning this proposal (e.g. for additional information, sending of evaluation results, convocation to negotiations).
Title	Please choose one of the following: Prof., Dr., Mr., Mrs, Ms.
Sex	This information is required for statistical and mailing purposes. Indicate F (female) or M (male) as appropriate.
Phone and fax numbers	Please insert the full numbers including country and city/area code. Example +32-2-2991111.

Section A3: Budget

Coordination costs per year (flat rate based on scale-of-unit costs)	Coordination costs incur only for the coordinator, and are calculated as follows: 3000€ per year per beneficiary for the <u>first 10 beneficiaries</u> (incl. the coordinator) and 2000 € per year per beneficiary from the <u>11th to the 20th beneficiary</u> on. No additional costs may be charged from the 21 st beneficiary on. The flat rate (based on scale-of-unit costs) covers all costs for the coordination of the network, including operational and financial management, the organisation and provision of the logistics of network meetings, and the organisation of communication on the project with the project partners and the public at large. The coordinator may not charge any other costs in addition to this flat rate, except costs for attending network meetings and events as specified below under ' meeting attendance costs per year'.
Implementation costs per year (lump sum)	Implementation costs are incurred by any beneficiary other than the coordinator and are an amount of 3000€ per year per beneficiary . This lump sum covers all costs except the participation to network meetings and events.
Meeting attendance costs per year (lump sum)	Meeting attendance costs can be incurred by any beneficiary (incl. the coordinator) as follows: 5000 € per beneficiary per year .
Total Costs (flat rate and/or lump sum) per year	Total costs (flat rate based on scale-of-unit costs and/or lump sum) per year are the sum of coordination costs per year, implementation costs per year and meeting attendance costs per year.
Total Costs (flat rate /or lump sum) for whole duration	Total costs (flat rate based on scale-of-unit costs and/or lump sum) for whole duration shall be determined by applying the duration in years (on a pro rata basis, e.g. 2 for 2 years, 2.5 for 2 ½ years, etc.) to the total costs (flat rate based on scale-of-unit costs and/or lump sum) per year.
Requested EC contribution (flat rate and/or lump sum)	For flat rate and/or lump sum financing, the requested Community contribution equals the Total Costs (flat rate and/or lump sum for whole duration), i.e. the maximum reimbursement rate of flat rate and/or lump sums for Thematic Networks is 100%.

Annex 3 Instructions for drafting Part B of the proposal

The following template should be used for providing information on the rationale, objectives and work plan of the proposals.

A description of the instrument 'Thematic Network' is given in section 2 of this Guide for Applicants. Please examine this carefully before preparing your proposal.

This Annex provides a template to help you structure your proposal. An electronic version of this template is obtained via the EPSS. It will help you present important aspects of your planned work in a way that will enable the experts to make an effective assessment against the evaluation/award criteria (see Annex 5).

IMPORTANT: Sections B.1, B.2 and B.3 each correspond to an award criterion. The sub-sections (B.1.2., B.1.2. etc.) correspond to the sub criteria. Please keep these always in mind and follow the instructions per section and subsection carefully when preparing Part B of the proposal

Be aware that the description of your project in this part of the proposal should reflect your compliance with the "Conditions and characteristics" required for projects in your selected objective which are listed in the Workprogramme

*It is in your interest to keep your text concise since over-long proposals are rarely viewed in a positive light by the evaluating experts. The recommended length for Part B of a Thematic Network proposal is **30 pages**, with an absolute maximum of **50 pages** allowed.*

Each page of Part B must be numbered and should be headed with the project acronym chosen for the proposed project.

Cover page

A separate page with the following information:

PROPOSAL PART B

ICT PSP third call for proposals 2009 Thematic Network

ICT PSP Objective identifier :
(e.g. 1.2: Innovative eHealth tools and services in real life – learning together)

Proposal acronym: _____

Proposal full title: _____

Proposal draft number and date of preparation: _____

Name of coordinating person (organisation): _____

List of participants:

Participant no.	Participant organisation name	Participant short name	Country
1 (Co-ordinator)			
2 (Participant)			
3 (Participant)			
4 (Participant)			
5 (Participant)			
6 (Participant)			
7 (Participant)			
...			

**Please use the same participant numbering as that used in proposal submission forms A2.*

<page break>

A: Table of Contents Page

<page break>

PROJECT PROFILE (Short, precise, verifiable) – maximum 2 pages

Proposal acronym: _____

Proposal full title: _____

Information on the Thematic Network
<u>Objectives</u> Description of the objectives of the Thematic Network and alignment with the specific objectives of the Work Programme
<u>Activities and Outcomes</u> Short description of the activities and outcomes foreseen in the Thematic Network (workshops, best practice exchange, meetings)
<u>Consortium</u> Short description of the consortium and role of the participants in the Thematic Network
<u>Impact</u> Expected impact of the Thematic Network

B1. Relevance**B1.1. Project description and objectives**

Explain the concept of your project in terms of objectives and main ideas that lead you to propose this network. This section should in particular include:

- A brief description of the general background of the project and its relevance for the ICT PSP Work Programme and theme identifier selected.
- A description of the main objectives of the Thematic Network.

- A description of the specific issues that are going to be addressed by the Thematic Network (e.g. main barriers for ICT uptake, legal / organisational / technical / political issues, new and unexploited opportunities, etc)

B1.2 EU and national dimension

This section should explain how the Thematic Network is aligned with and provides synergy with related EU and national policies, strategies and activities. Give examples of references to national or European strategies relevant for the work of the Thematic Network and the partners involved. Indicate how the activities of the Thematic Network will reinforce existing national and EU initiatives and describe the benefits of the proposed project compared to existing activities.

Section B2. Impact

B2.1. Expected outcomes and impact

Describe what are the outcomes expected from the work and activities of the Thematic Network and how these outcomes will contribute to the ICT PSP Work Programme objectives and theme identifier selected. The outcomes must be realistic and clearly linked with the activities, tasks and deliverables of the Thematic Network.

- Indicate the policy implementation schemes intended to be developed and whether the outcomes of the Thematic Network will be oriented towards:
 - building an EU wide solution or approach to the theme selected for the Thematic Network, **or**
 - ensuring the widest future replication and co-deployment of innovative solutions, **or**
 - providing guidance for ICT-enabled solutions and their roll-out in the theme selected, **or**
 - a combination of the above **or**
 - others

Describe the expected impact and the approach to achieving the related specific objective of the ICT PSP Work Programme. Mention the steps that will be needed to bring about these impacts. Mention any assumptions and external factors that may determine whether the impacts will be achieved, including the main barriers and foreseeable risk factors.

Identify a set of indicators against which progress will be measured throughout the duration of the Thematic Network. This may include a targeted number of relevant best practices; a set of indicators against which best practices will be defined; indicators against which the uptake of solutions and their impact can be appraised; a number of awareness campaigns or events, qualifying and quantifying the audience and reach of these activities, etc. This list of possible indicators is non-exhaustive, and the applicants should define indicators that must correspond and be suitable to the concrete expected results. The indicators must be realistic and clearly linked with the activities, tasks and deliverables of the Thematic Network. The evaluation of the impact through the indicators proposed should be reported to the Commission in the regular progress reporting.

B2.2. Long term viability

Describe how the consortium intends to reach viability, sustainability and scalability after the end of the project and the Community funding, including take-up beyond the partners.

B2.3. Dissemination plan and availability of common results

Describe the measures you propose for the dissemination and/or exploitation of network outcomes, the steps to ensure free availability of common results, and the openness of the network towards relevant organisations which are not part of the network.

Section B3. Implementation

B3.1. Capability and commitment of the partnership

Describe each consortium participant briefly (not longer than 10 lines), highlight their specific expertise for and their role in the project and indicate the key personnel (brief CV, not longer than 5 lines) foreseen to work on the project. Clearly indicate for the coordinator, and all of the other network participants the role of each in the proposed project. Special attention has to be paid to the specific objective description of the Work Programme when it includes an indication on the nature of the consortium composition.

B3.2a. Chosen approach

Explain the structure and organisation of your work plan, its overall strategy, and the methodology used to achieve the objectives.

B3.2b. Work plan

A detailed work plan¹ should be presented, broken down into Work packages (WPs) for the different network periods. It is recommended to define one WP for a period of 6 months, e.g. WP1 for months 1-6, WP 2 for month 7-12, etc.

Key components/ tasks of each of the work packages must include

- reporting of results and outcomes to the public, and wide dissemination through publications and conferences (*note: it is expected that most of the deliverables will be made publicly available*);
- organisation of meetings, events and related travels;
- coordination and management of the network.

The work plan should provide also a detailed description of the envisaged deliverables. A deliverable is a specified output resulting from the implementation of the different work packages (WPs). They may be tangible (for example, a study, a report, an action plan) or can be intangible (for example, a workshop, a meeting or a conference). For intangible deliverables reports should be foreseen.

The work plan has to be presented as follows:

- Show the timing and dependencies of the different tasks and deliverables through a **GANTT chart**.
- Provide a detailed work description using the following templates:
 - **Work Package (WP) list** (use table 1 template);
 - **Work package description incl. list of deliverables per WP** (use table 2 template)
 - **Deliverables description** (use table 3 template)
 - **Summary effort table** (use table 4 template)

Note that:

- *The number of deliverables used must be appropriate to the complexity of the work and the overall value of the proposed project. The planning should be sufficiently detailed to justify the proposed effort and allow progress monitoring by the Commission.*
- *Any significant risks should be identified, and contingency plans described.*

¹ The work plan should cover all of the foreseen activities of the proposed project, not only those parts covered by the Commission grant

Table 1: Template - Work package list

Work package No.(i)	Work Package Title	Total person days per WP (ii)	Start Month	End Month
WP 1			Month 1	Month 6
WP 2			Month 7	Month 12
WP 3			Month 13	Month 18
-				
-				
	TOTAL			

Notes:

- i. Work package number: WP 1 – WP n*
- ii. The total number of person days effort allocated to each work package (i.e. the cumulative efforts by all consortium participants per WP).*

Table 2 – Template: Work package description (incl. list of deliverables per WP)

WORKPACKAGE x (WP x): Project Period month 1- n (i)				
Description of objectives, work and tasks for the WP period (ii)				
Progress indicators for the WP period (iii) – measurement of progress against target and plan				
List of Deliverables for the WP				
Deliverable No (iv)	Deliverable name	Nature (v)	Dissemination level (vi)	Delivery date (project month) (vii)

Notes:

- i. Define a workpackage for each project period of 6 month, e.g. WP1 for months 1-6, WP2 for months 7-12, etc.*
- ii. Identify the objectives, work and the tasks for the period and ensure that all and each of them is related to the deliverables
Progress indicators can e.g. be: progress reports produced, number of events, number of stakeholders reached, number of best practices exchanged, etc.*
- iii. Deliverable numbers in order of delivery dates.*
- iv. Please indicate the nature of the deliverable using one of the following codes:
R = Report;, SP = Specification, E=Events or meetings, O = Other.*
- v. Please indicate the dissemination level using one of the following codes (note: it is expected that most of the deliverables will be publicly available):
PU = Public, for wide dissemination (public deliverables shall be of a professional standard in a form suitable for print or electronic publication);
PP = Restricted to other programme participants;
RE = Restricted to a group specified by the consortium;
CO = Confidential, limited to project participants
(Irrespective of the status, all reports and deliverables must be made accessible to the other project participants and the responsible European Commission services.)*
- vi. Month in which the deliverables will be available. Month 0 marking the start of the project, and all delivery dates being relative to this start date.*

Table 3: Template – Deliverable description

Deliverable number :							
	Deliverable title:						
	Dissemination level (i):						
	Nature of the Deliverable (ii):						
	Month of Delivery:						
Participant no. of participants who contribute to this deliverable:							
Participant short name							

Deliverable description and objectives to be achieved (iii)

Role of the different participants in the production of the deliverable (iv)

Notes:

- i. Please indicate the dissemination level using one of the following codes (note: it is expected that most of the deliverables will be publicly available):
 - PU = Public, for wide dissemination (public deliverables shall be of a professional standard in a form suitable for print or electronic publication);
 - PP = Restricted to other programme participants;
 - RE = Restricted to a group specified by the consortium;
 - CO = Confidential, limited to project participants
 (Irrespective of the status, all reports and deliverables must be made accessible to the other project participants and the responsible European Commission services.)
- ii. Please indicate the nature of the deliverable using one of the following codes:
R = Report;, SP = Specification, E=Events or meetings, O = Other.
- iii. Provide a description of the deliverable and a concise explanation of the objectives to be achieved by the deliverable. Use quantifiable and verifiable elements.
- iv. State the role of the participants for each deliverable.

Table 4: Template – Summary of staff effort

A summary of the staff effort is useful for the evaluators. Please indicate in the table the number of person days per participant over the whole duration of the planned work.

Participant No.	Participant Short name	Total Effort – in person days
1		
2		
3		
4		
5		
6		
7		
etc.		
Total		

B3.2c. Project management

Describe the organisational structure and decision-making mechanisms of the project. Show how they are matched to the complexity and scale of the project.

Organisational and change management should be properly addressed in the proposal, with a detailed specification of the approach and methods to be used.

B3.3. Resources to be committed

Describe how the totality of the necessary resources will be mobilised, including any resources that will complement the EC contribution. Show how the resources will be integrated in a coherent way, and show how the overall financial plan for the project is adequate.

Annex 4 Form: Non Exclusion Declaration for Thematic Networks

Certification and declaration on honour

I certify

- that our organisation is committed to participate in the above mentioned project (*Project Acronym and Title*).
- that the information relating to our organisation set out in the A2 forms is accurate and correct,

As required by Article 114 of the Financial Regulation and Article 174 of the Implementing Rules to the Financial Regulation **I declare on my honour** that our organisation is NOT in any of the following situations of exclusion as specified in Articles 93 and 94 of the Financial Regulation:

- it is bankrupt or being wound up, is having its affairs administered by the courts, has entered into an arrangement with creditors, has suspended business activities, is the subject of proceedings concerning those matters, or is in any analogous situation arising from a similar procedure provided for in national legislation or regulations;
- it has been convicted of an offence concerning its professional conduct by a judgement which has the force of *res judicata*;
- it has been guilty of grave professional misconduct proven by any means which the contracting authority can justify;
- it has not fulfilled obligations relating to the payment of social security contributions or the payment of taxes in accordance with the legal provisions of the country in which it is established or with those of the country of the contracting authority or those of the country where the contract is to be performed;
- it has been the subject of a judgement which has the force of *res judicata* for fraud, corruption, involvement in a criminal organisation or any other illegal activity detrimental to the Communities' financial interests;
- it is currently subject to an administrative penalty imposed by the European Community, consisting in the exclusion from contracts or grants financed by the Community budget, and/or the payment of financial penalties;
- is subject to a conflict of interest or;
- is guilty of misrepresentation in supplying information required by the European Community as a condition of participation in a procurement procedure or grant award procedure or failed to supply this information.

[Signature]
[Name First name(s)]
[Full Legal Name of organisation]
[Date]

Stamp of organisation and **Signature** of the legal representative of the organisation.

Annex 5 Evaluation criteria for Thematic Network proposals in this call and the evaluation process

This Annex describes the evaluation criteria for Thematic Network proposals and the evaluation process / procedures. Its purpose is to explain the different steps of the evaluation and to help applicants in drafting their proposal from the viewpoint of evaluation. This Annex does not substitute the requirement to have read and understood the contents of the Call for Proposals and the relevant ICT PSP Work Programme.

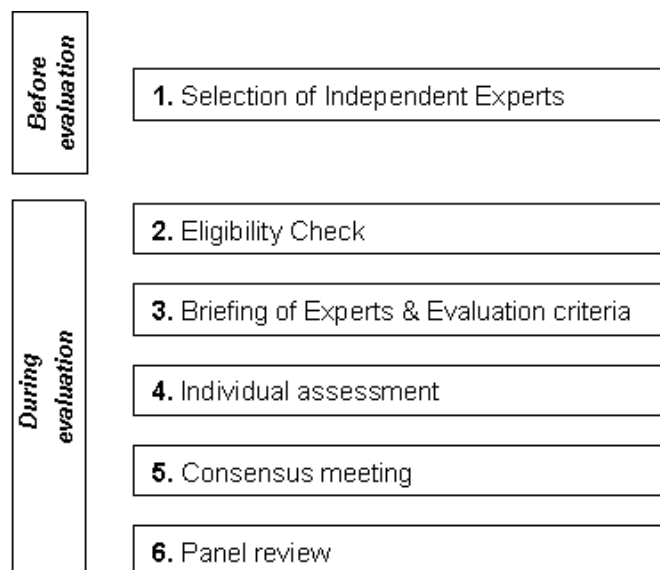
General considerations

The evaluation will be carried out by the Commission with the assistance of independent experts. Three sets of criteria (eligibility, award and selection criteria) have been defined in the ICT PSP Work Programme and will be applied to each submitted proposal. The descriptions of the three sets of criteria are presented in the different sections below

- Only proposals meeting the requirements of the eligibility criteria shall be evaluated further. The evaluation of proposals will be based on the principles of transparency and of equal treatment. Commission staff ensures that the process is fair.
- Experts perform evaluations on a personal basis, not as representatives of their employer, their country or any other entity. They are expected to be independent, impartial and objective, and to behave throughout in a professional manner. They sign an appointment letter, including a confidentiality and conflict of interest declaration before beginning their work. Confidentiality rules must be adhered to at all times, before, during and after the evaluation.

In addition, an independent expert or experts may be appointed by the Commission to observe the evaluation process from the point of view of its working and execution. The role of the observer(s) is to give independent advice to the Commission on the conduct and fairness of the evaluation sessions, on the way in which the experts apply the evaluation criteria, and on ways in which the procedures could be improved. The observer(s) will not express views on the proposals under examination or the experts' opinions on the proposals.

Overview of the Evaluation Process – the different steps



1. Selection of Independent Experts

The independent experts to assist with the evaluation of proposals shall be identified by the Commission on the basis of a call for independent experts, leading to the establishment of a list of experts appropriate to the requirements of the Programme. Experts will be selected from this list on the basis of their ability to perform the tasks assigned to them, taking into account the thematic requirements of the call, and with consideration of geographical and gender balance.

In constituting the lists of experts, the Commission also takes account of their abilities to appreciate the industrial/public sector and/or societal dimension of the proposed work. Experts must also have the appropriate language skills required for the proposals to be evaluated.

Commission staff allocates proposals to individual experts, taking account of the fields of expertise of the experts, and avoiding conflicts of interest.

Conflicts of interest: Under the terms of their appointment letter, experts must declare beforehand any known conflicts of interest, and must immediately inform a Commission staff member if one becomes apparent during the course of the evaluation. The Commission will take whatever action is necessary to remove any conflict.

Confidentiality: The appointment letter also requires experts to maintain strict confidentiality with respect to the whole evaluation process. They must follow any instruction given by the Commission to ensure this. Under no circumstance may an expert attempt to contact an applicant on his own account, either during the evaluation or afterwards.

2. Eligibility check

After receipt, proposals are registered and acknowledged. Their contents will be transferred from the EPSS servers into a database to support the evaluation process. All proposals will be assessed in accordance with the eligibility criteria to ensure that they conform to the eligibility requirements of the call, and to the submission procedure.

Eligibility criteria

The following must be complied with:

- E1) Timely submission as specified in the relevant Call for Proposals;
- E2) Submission of a complete proposal (i.e. both the requested administrative forms Part A and the proposal description Part B are present).
- E3) Compliance of the consortium composition with the rules set out in the relevant ICT PSP Work Programme.

Only proposals meeting the requirements of the eligibility criteria shall be evaluated further.

Furthermore, applicants will be excluded from participation if:

- (a) they are bankrupt or being wound up, are having their affairs administered by the courts, have entered into an arrangement with creditors, have suspended business activities, are the subject of proceedings concerning those matters, or are in any analogous situation arising from a similar procedure provided for in national legislation or regulations;
- (b) they have been convicted of an offence concerning their professional conduct by a judgment which has the force of *res judicata*;
- (c) they have been guilty of grave professional misconduct proven by any means which the Community can justify;
- (d) they have not fulfilled obligations relating to the payment of social security contributions or the payment of taxes in accordance with the legal provisions of the country in which they are established or with those of the country of the contracting authority or those of the country where the grant agreement is to be performed;
- (e) they have been the subject of a judgment which has the force of *res judicata* for fraud, corruption, involvement in a criminal organisation or any other illegal activity detrimental to the Communities' financial interests;
- (f) they are currently subject to an administrative penalty imposed by the Community in accordance with Article 96(1) of the Financial Regulation¹;
- (g) they are subject to a conflict of interest;
- (h) they have made false declarations in supplying information required by the Community as a condition of participation in a procurement procedure or grant award procedure or fail to supply this information;

Applicants must certify that they are not in one of the situations listed above. Applicants making false declarations expose themselves to financial penalties and exclusion from grants and contracts².

3. Expert Briefing, Award and Selection Criteria

At the beginning of the evaluation, experts will be briefed by Commission staff, covering the evaluation procedure, the experts' responsibilities, the issues involved in the particular instrument/objective, and other relevant material.

Each of the eligible proposals will be assessed individually by the experts in accordance with the pre-determined award criteria.

Award criteria

Award criteria are grouped in three categories (a detailed description of criteria including Pilot Type A specific sub-criteria can be found below):

- A1) Relevance,
- A2) Impact,
- A3) Implementation

¹ Council Regulation (EC, Euratom) No 1605/2006 of 25 June 2002 (OJ L 248, 16.09.2002, p. 1), as amended

² Art. 175 of Commission Regulation (EC, Euratom) No. 2342/2002 of 23 December 2002 (OJ L 357, 31 December 2002), as amended.

	Award criteria for Thematic Network Proposals
A1) Relevance	a) The alignment with the general objectives of the Work Programme and with the addressed specific objective defined in the Work Programme.
	b) Alignment and synergies with relevant policies, strategies and activities on European and national level.
A2) Impact	a) The effectiveness of the outcomes and the appropriateness of the expected impact of the network (as defined in the proposal) to the specific objective addressed
	b) Long term impact: viability, sustainability and scalability beyond the phases of work sponsored by the Community, including take-up beyond the partners
	c) The dissemination plan, free availability of common results and outcomes and the openness of the network towards relevant organisations which are not part of the network
A3) Implementation	a) The capability and commitment of the partnership to reach the objectives of the network and to build support across the EU in view of reaching EU wide consensus
	b) Quality of the approach and convincing work plan with clear partner roles and deliverables; effectiveness of the coordination
	c) Appropriateness of resource allocation and estimated cost in view of the achievement of the objectives of the proposal, including rationale and added value for Community contribution.

A score will be applied to each of the three award criteria (not for the sub-criteria). The sub-criteria are issues which the expert should consider in the assessment of that criterion. They also act as reminders of issues to be raised later during the evaluation process.

For each award criteria a score from 0 to 5 is given (half points are possible for scores):

- 1 - Very poor: The criterion is addressed in an inadequate manner, or there are serious inherent weaknesses
- 2 - Not satisfactory: While the proposal broadly addresses the criterion, there are significant weaknesses.
- 3 - Good: The proposal addresses the criterion well, although improvements would be necessary.
- 4 - Very Good: The proposal addresses the criterion very well, although certain improvements are still possible.
- 5 - Excellent: The proposal successfully addresses all relevant aspects of the criterion in question. Any shortcomings are minor.

The respective thresholds for the award criteria are:

Criterion	Threshold
A1	3
A2	3
A3	3

If a proposal fails to achieve one or more of the threshold scores, it will nevertheless be evaluated on all criteria in order to provide feedback to the consortium.

Based on the scores of the individual award criteria, a total score will be calculated for each proposal by adding the individual scores without any weighting factor.

Proposals responding to each of the objectives of the call will be ranked in groups on that basis. In the case of proposals with equal scores, their scores for the award criteria will be used to differentiate them by taking account of the scores in A1, A2 and A3 in descending order of priority.

Selection criteria

Selection criteria will be applied to assess the applicant's financial and operational capacity to carry out the project (refer to S1) and S2) below)

S1) Financial capacity to carry out the project:

- a) Applicants must have stable and sufficient sources of funding to maintain their activity throughout the period during which the action is being carried out.

S2) Operational capacity to carry out the project: Applicants must have:

- a) Professional competencies and qualifications required to complete the proposed work in the project;
- b) The capacity to allocate adequate human resources to carry out the project in question.

Selection criteria are initially applied on the basis of the information supplied in the proposal. If weaknesses (e.g. in terms of their financial capacity) are identified compensating actions such as

financial guarantees or other mitigating measures may be considered. Successful proposals called to negotiations will be the subject of a formal legal and financial validation as a requirement to the issuing of a grant agreement.

4. Evaluation – individual assessment

Each proposal will first be assessed independently by several experts, chosen by the Commission from the pool of experts taking part in this evaluation. At this first step the experts are acting individually; they do not discuss the proposal with each other, nor with any third party. The experts record their individual opinions in an **Individual Evaluation Report (IER)**, giving scores and also comments against the evaluation criteria.

When scoring proposals, experts must *only* apply the above criteria.

Experts will assess and mark the proposal exactly as it is described and presented. They do not make any assumptions or interpretations about the project in addition to what is in the proposal.

Concise but explicit justifications will be given for each score. Recommendations for improvements to be discussed as part of a possible negotiation phase will be given, if needed.

Signature of the IER also entails a declaration that the expert has no conflict of interest in evaluating the particular proposal.

5. Evaluation - Consensus meeting

Once all the experts to whom a proposal has been assigned have completed their IER, the evaluation progresses to a consensus assessment, representing their common views.

This entails a consensus meeting to discuss the scores awarded and to prepare comments.

The consensus discussion is moderated by a representative of the Commission. The role of the moderator is to seek to arrive at a consensus between the individual views of experts without any prejudice for or against particular proposals or the organisations involved, and to ensure a confidential, fair and equitable evaluation of each proposal according to the required evaluation criteria.

The moderator for the group may designate an expert to be responsible for drafting the consensus report ("rapporteur"). The experts attempt to agree on a consensus score for each of the criteria that have been evaluated and suitable comments to justify the scores. Comments should be suitable for feedback to the proposal coordinator. Scores and comments are set out in a consensus report.

If during the consensus discussion it is found to be impossible to bring all the experts to a common point of view on any particular aspects of the proposal, the Commission may ask up to three additional experts to examine the proposal.

The outcome of the consensus step is the **Consensus Report (CR)**. This will be signed (either on paper, or electronically) by all experts, or as a minimum, by the rapporteur and the moderator. The moderator is responsible for ensuring that the consensus report reflects the consensus reached, expressed in scores and comments. In the case that it is impossible to reach a consensus, the report sets out the majority view of the experts but also records any dissenting views.

The Commission will take the necessary steps to assure the quality of the consensus reports, with particular attention given to clarity, consistency, and appropriate level of detail. If important changes are necessary, the reports will be referred back to the experts concerned.

The signing of the consensus report completes the consensus step.

6. Evaluation - Panel review

This is the final step involving the independent experts. It allows them to formulate their recommendations to the Commission having had an overview of the results of the consensus step.

The panel comprises experts involved at the consensus step with the experts who reviewed the other proposals in the area.

The main task of the panel is to examine and compare the consensus reports for a given area (which normally will be at the level of an objective but may also be at the level of a theme, if appropriate), to check on the consistency of the marks applied during the consensus discussions and, where necessary, propose a new set of consensus scores.

The tasks of the panel will also include:

- resolving cases where a minority view was recorded in the consensus report
- recommending a priority order for proposals with the same score for all three award criteria,
- making recommendations on possible clustering or combination of proposals.

The panel is chaired by the Commission. The Commission will ensure fair and equal treatment of the proposals in the panel discussions. A panel rapporteur will be appointed to draft the panel's advice.

The outcome of the panel meeting is a **panel report** recording, principally:

- An Evaluation Summary Report (ESR) for each proposal;
- A list of proposals passing all thresholds, along with a final score for each proposal passing the thresholds and the panel recommendations for priority order;
- A list of evaluated proposals having failed one or more thresholds;
- A list of any proposals having been found ineligible;
- A summary of the deliberations of the panel.

If a panel has considered proposals submitted to various parts of the call (e.g. different objectives or themes) the panel report may contain accordingly several priority lists, if appropriate.

The panel report is signed by at least three panel experts and the Commission chairperson. A copy of the Evaluation Summary Report will be sent to each proposal coordinator.

Annex 6 Pre-proposal check form

This form may be submitted at any time up to three weeks before the close of call, to the email address given in Annex 1 of this Guide. An rtf version of this form is available on the ICT PSP Call 3 website.

First Name _____ Surname _____ Gender M / F
 Organisation name _____
 Country _____

E-mail _____ **Telephone number** _____

Proposal acronym				
Proposal full name				
ICT PSP Call 3 Objective addressed: <i>(as named in the call fiche)</i>				
Funding scheme <i>(please indicate one only)</i>	Pilot A	Pilot B	TN	BPN
Approximate total cost <i>(optional information)</i>	€			

Summary of your proposal's objectives	
---------------------------------------	--

Glossary

The following explanations are provided for clarity and easy-reference. They have no legal authority, and do not replace any official definitions set out in the relevant legal acts (e.g. Decision establishing the CIP, Financial Regulation and its Implementing Rules, model grant agreement for ICT PSP).

Additionally, these definitions are provisional, pending Commission decision on the model grant agreement for ICT PSP.

A

acknowledgement of receipt :

Applicants are informed electronically after the deadline that a proposal has been successfully submitted (but not that it is necessarily eligible). Contact the ICT PSP Help Desk urgently if you do not receive such an acknowledgement.

applicant

The term used generally in this guide for a person or entity applying to the ICT Policy Support Programme. The term 'participant' is used in the more limited sense of a member of a proposal or project consortium.

award criteria

These are part of the evaluation criteria on the basis of which proposals will be assessed. The award criteria are generally the same for all proposals throughout ICT PSP, and relate to relevance, impact and implementation. However, specific criteria may apply to certain instruments, and applicants should check the relevant Work Programme, and Annex 5 to this Guide.

B

beneficiary

Signatory to a grant agreement with the European Community, represented by the European Commission.

best practice network

ICT PSP instrument to promote the adoption of standards and specifications for making European digital libraries more accessible and usable by combining the "consensus building and awareness raising" function of a network with the large-scale implementation in real-life context of one or more concrete specifications or standards by its members

C

call for proposals (or "call")

An announcement, usually in the Official Journal, that opens parts of a Work Programme for proposals, indicating what types of actions are required. Full information on the call can be found on the ICT PSP website.

CIP

Competitiveness and Innovation Framework Programme (CIP), established by Decision No 1639/2006/EC of the European Parliament and of the Council of 24 October 2006 (O J L 310, 9.11.2006, p. 15).

consortium

All instruments require proposals from a number of participants who agree to work together in a consortium.

consensus discussion

The stage in the proposal evaluation process when experts come together to establish a common view on a particular proposal.

coordinator

The member of the consortium who acts as the point of contact with the Commission.

D

deadline

For a particular call, the moment after which proposals will not be received by the Commission, and when the Electronic Proposal Submission Service closes for that call. Deadlines are strictly enforced.

deliverable

A deliverable represents a verifiable output of the project. Normally, each work package will produce one or more deliverables during its lifetime. Deliverables are often written reports but can also take another form, for example the completion of a prototype etc.

data protection policy

The personal data collected in the context of the call for proposals will be processed in accordance with the Regulation (EC) No 45/2001 of the European Parliament and of the Council of 18 December 2000 on the protection of individuals with regard to the processing of personal data by the Community institutions and bodies and on the free movement of such data (OJ L8,12.01.2001, p.1).

E

Electronic Proposal Submission Service (EPSS)

A web-based service which must be used to submit proposals to the Commission. Access is given through the ICT PSP website, or via a specific site.

eligible costs

These are costs accepted by the Commission as being reimbursable (up to the limits established in the grant agreement).

eligibility criteria

The minimum conditions which a proposal must fulfil if it is to be evaluated. Some of the eligibility criteria are applicable for all proposals throughout ICT PSP (e.g. relating to submission before the deadline, completeness of the proposal), and some criteria are different for the different instruments (in particular the minimum participation requirements).

evaluation

The process by which proposals are, or are not, retained with a view to selection as projects. Evaluation is conducted through the application of eligibility, award and selection criteria identified in a work programme. The evaluation is conducted by the Commission assisted by independent experts

evaluation criteria

The eligibility, award and selection criteria against which proposals are assessed.

Evaluation Summary Report (ESR)

The assessment of a particular proposal following the evaluation by independent experts. It normally contains both comments and scores for each evaluation criterion.

F

Financial Regulation and its Implementing Rules

Council Regulation (EC, Euratom) No 1606/2002 of 25 June 2002 on the Financial Regulation applicable to the general budget of the European Communities (Official Journal L 248, 16.09.2002, p. 1), as amended by Regulation No 1995/2006 of 13 December 2006 (O J L 390, 30.12.2006, p. 1).

Commission Regulation (EC, Euratom) No 2342/2002 of 23 December 2002 laying down detailed rules for the implementation of the Financial Regulation (OJ L 357, 31.12.2002, p.1), as last amended by Commission Regulation No 478/2007 of 23 April 2007 (OJ L 111, 28.04.2007, p. 13).

G

grant

Grants are direct financial contributions covered by a written agreement, by way of donation, from the Community budget in order to finance either an action intended to help achieve an objective forming part of a European Union policy; or the functioning of a body which pursues an aim of general European interest or has an objective forming part of a European Union policy.

grant agreement

Agreement between the Commission and the beneficiaries setting out the conditions of the awarding of Community grants.

ICT PSP

The "Information and Communication Technologies Policy Support Programme" (ICT PSP) is one of the three specific programmes of the "Competitiveness and Innovation Framework Programme" (CIP).

ICT PSP Associated countries

Non-EU countries which have agreed, negotiated and paid to participate in the ICT Policy Support Programme as part of the Competitiveness and Innovation Framework Programme. In the context of proposal consortia, organisations from these countries are treated on the same footing as those in the EU. The up to date list of ICT PSP Associated countries can be found via the ICT PSP website.

individual assessment

The stage in the evaluation process when experts assess the merits of a particular proposal before discussion with their peers.

information day

Open event organised by the Commission to explain the characteristics of specific calls, and often as well, a chance for potential applicants to meet and discuss proposal ideas and collaborations.

initial information letter

A letter sent by the Commission to applicants shortly after the evaluation by experts, giving a report from the experts on the proposal in question (the Evaluation Summary report).

instruments

In the context of the ICT PSP, the instruments are the financing tools that allow achieving the objectives defined in the Work Programme for each of the themes. There are four types of instruments: Pilot Type A, Pilot Type B, Best Practice Networks and Thematic Networks. The Work Programme indicates for each of the objectives the instrument that must be used.

L

LEAR (Legal Entity Authorised Representative)

The LEAR is a person nominated in each legal entity participating in FP7/ICT-PSP. This person is the contact for the Commission related to all questions on legal status. He/she has access to the online database of legal entities with a possibility to view the data stored on his/her entity and to initiate updates and corrections to these data. The LEAR receives a Participant Identification Code (PIC) from the Commission (see below), and distributes this number within his/her organisation.

N

National Contact Points (NCP)

Persons officially nominated by the national authorities to provide tailored information and advice on each instrument of ICT PSP, in the national language(s).

negotiation

The process of establishing a grant agreement between the Commission and an applicant whose proposal has been favourably evaluated, and when funds are available.

O

objectives

In the context of the ICT PSP and for each of the themes identified in the Work Programme, a number of objectives have been defined and described in the Work Programme. Each proposal must address one of these objectives.

OJ

Official Journal of the European Union

P

Part A

The part of a proposal dealing with administrative data. This part is completed using the web-based EPSS.

Part B

The part of a proposal explaining the work to be carried out, and the roles and aptitudes of the participants in the consortium. This part is uploaded to the EPSS as a pdf file.

participants

The members of a consortium in a proposal or project.

participant Identification Code (PIC)

Organisations participating in FP7/ICT-PSP will progressively be assigned Participant Identification Codes (PIC). Possession of a PIC will enable organisations to take advantage of the Unique Registration Facility (see below), and to identify themselves in all transactions related to FP7/ICT-PSP proposals and grants.

pilot Type A

ICT PSP instrument supporting large scale actions building on Member States or ICT PSP Associated countries existing initiatives that will help to ensure the EU-wide interoperability of ICT-based solutions.

pilot Type B

ICT PSP instrument supporting the implementation and uptake of an innovative service addressing the needs of citizens, governments and businesses. The pilot should be carried out under realistic conditions.

programme committee for ICT PSP

A group of official national representatives who assist the Commission in implementing the ICT PSP.

proposal

A description of the planned activities, information on who will carry them out, how much they will cost, and how much funding is requested.

R

reserve list

Due to budgetary constraints it may not be possible to support all proposals that have been evaluated positively. In such conditions, proposals on a reserve list may only be financed if funds become available following the negotiation of projects on the main list.

S

selection criteria

These are part of the evaluation criteria on the basis of which proposals will be assessed. The selection criteria relate to the applicant's financial and operational capacity to carry out the project.

SME

Small or medium sized enterprise. An enterprise that satisfies the criteria laid down in Commission Recommendation 2003/361/EC of 6 May 2003 concerning the definition of micro, small and medium-sized enterprises (OJ L 124, 20.05.2003, p. 36.) employs fewer than 250 persons; has an annual turnover not exceeding 50 million Euro, and/or an annual balance sheet total not exceeding 43 million Euro.

T

thematic network

ICT PSP instrument supporting experience sharing and consensus building on ICT policy implementation around a common theme. The network may instigate working groups, workshops and exchanges of good practices.

themes

In the context of ICT PSP, the funding is concentrated on a limited set of actions in predefined themes where Community funding is needed. For 2009 eight main themes are identified

thresholds

For a proposal to be considered for funding, the evaluation scores for individual criteria must reach certain thresholds. There is also an overall threshold for the sum of the scores.

U

Unique Registration Facility (URF)

A system that will allow organisations who intend to submit on several occasions to register their details once and for all, obviating the need to provide the same information with each submission. The Web interface of the URF is found at <http://ec.europa.eu/research/participants/urf>. On this website you will also find a search tool to check if your organisation is already registered or not.

W

work package

A work package is a major sub-division of the proposed project with a verifiable end-point - normally a deliverable or a milestone in the overall project.

Work Programme

A formal document of the Commission that sets out the objectives and topics to be addressed. It also contains information that is set out further in this guide, including the schedule and details of the calls for proposals, indicative budgets, and the evaluation procedure.