



Creative Europe Programme (CREA)

Application Form

Administrative Forms (Part A)

Technical Description (Part B)

(CREA CULT and CROSS-SECTORAL)

Version 2.0
01 June 2022

Disclaimer

This document is aimed at informing applicants for EU funding. It serves only as an example. The actual web forms and templates are provided in the Funding & Tenders Portal Submission System (and may contain certain differences). The applications (including annexes and supporting documents) must be prepared and submitted online via the Portal.



IMPORTANT NOTICE

What is the Application Form?

The Application Form is the template for EU grants applications; it must be submitted via the EU Funding & Tenders Portal before the call deadline.

The Form consists of 2 parts:

- Part A contains structured administrative information
- Part B is a narrative technical description of the project.

Part A is generated by the IT system. It is based on the information which you enter into the Portal Submission System screens.

Part B needs to be uploaded as PDF (+ annexes) in the Submission System. The templates to use are available [there](#).


How to prepare and submit it?


The Application Form must be prepared by the consortium and submitted by a representative. Once submitted, you will receive a confirmation.


Character and page limits:

- page limit normally **70** pages (unless otherwise provided in the Call document)
- supporting documents can be provided as an annex and do not count towards the page limit
- minimum font size — Arial 9 points
- page size: A4
- margins (top, bottom, left and right): at least 15 mm (not including headers & footers).

Please abide by the formatting rules. They are NOT a target! Keep your text as concise as possible. Do not use hyperlinks to show information that is an essential part of your application.

 If you attempt to upload an application that exceeds the specified limit, you will receive an automatic warning asking you to shorten and re-upload your application. For applications that are not shortened, the excess pages will be made invisible and thus disregarded by the evaluators.

 **Please do NOT delete any instructions in the document. The overall page limit has been raised to ensure equal treatment of all applicants.**

 **This document is tagged. Be careful not to delete the tags; they are needed for the processing.**

ADMINISTRATIVE FORMS (PART A)

Part A of the Application Form must be filled out directly in the Portal Submission System screens.

Example, not to complete

Call:

()

Topic:

Type of Action:

()

Proposal number:

Proposal acronym:

Type of Model Grant Agreement:

Table of contents

Section	Title	Action
1	General information	
2	Participants	
3	Budget	
4	Other questions	

How to fill in the forms

The forms must be filled in for each proposal using the templates available in the submission system. Some data fields in the forms are pre-filled based on the steps in the submission wizard.

Application forms

Proposal ID

Acronym

1 - General information

Field(s) marked * are mandatory to fill.

Topic	Type of Action
Call	Type of Model Grant Agreement
Structured Proposal Reference	

Acronym

Proposal title *Max 200 characters (with spaces). Must be understandable for non-specialists in your field.*

Note that for technical reasons, the following characters are not accepted in the Proposal Title and will be removed: < > " &

Duration in months *Estimated duration of the project in full months.*

Fixed keyword 1

Add

Free keywords *Enter any words you think give extra detail of the scope of your proposal (max 200 characters with spaces).*

Abstract

Remaining characters 2000

Application forms

Proposal ID

Acronym

Has this proposal (or a very similar one) been submitted in the past 2 years in response to a call for proposals under any EU programme, including the current call?

☐ Yes☐ No

Please give the proposal reference or contract number.

Previously submitted proposals should be with either 6 or 9 digits.

Remove

A specific grant agreement (SGA) implements a concrete action/work programme under a valid framework partnership agreement (FPA).

The reference or the contract number of the linked FPA is needed for the assessment of the SGA proposal.

xxxxxx(xxx)

Application forms

Proposal ID

Acronym

Declarations

Field(s) marked * are mandatory to fill.

1) We declare to have the explicit consent of all applicants on their participation and on the content of this proposal. * ☐

2) We confirm that the information contained in this proposal is correct and complete and that none of the project activities have started before the proposal was submitted (unless explicitly authorised in the call conditions). ☐

3) We declare:

- to be fully compliant with the eligibility criteria set out in the call
- not to be subject to any exclusion grounds under the [EU Financial Regulation 2018/1046](#)
- to have the financial and operational capacity to carry out the proposed project.

☐

4) We acknowledge that all communication will be made through the Funding & Tenders Portal electronic exchange system and that access and use of this system is subject to the [Funding & Tenders Portal Terms and Conditions](#). ☐

5) We have read, understood and accepted the [Funding & Tenders Portal Terms & Conditions](#) and [Privacy Statement](#) that set out the conditions of use of the Portal and the scope, purposes, retention periods, etc. for the processing of personal data of all data subjects whose data we communicate for the purpose of the application, evaluation, award and subsequent management of our grant, prizes and contracts (including financial transactions and audits). ☐

The coordinator is only responsible for the information relating to their own organisation. Each applicant remains responsible for the information declared for their organisation. If the proposal is retained for EU funding, they will all be required to sign a declaration of honour.

False statements or incorrect information may lead to administrative sanctions under the EU Financial Regulation.

Application forms

Proposal ID

Acronym

2 - Participants

List of participating organisations

#	Participating Organisation Legal Name	Country	Action
1			

Example, not to complete

Application forms

Proposal ID

Acronym

Short name

Organisation data

PIC	Legal name
-----	------------

Short name:

Address

Street

Town

Postcode

Country

Webpage

Specific Legal Statuses

Legal person unknown

Public body unknown

Non-profit unknown

International organisation unknown

Secondary or Higher education establishment unknown

Research organisation unknown

SME Data

Based on the below details from the Participant Registry the organisation is unknown (small- and medium-sized enterprise) for the call.

SME self-declared status..... unknown

SME self-assessment unknown

SME validation sme unknown

Application forms

Proposal ID

Acronym

Short name

Departments carrying out the proposed work

Department 1

Department name *Name of the department/institute carrying out the work.*

☐ not applicable

☐ Same as proposing organisation's address

Street *Please enter street name and number.*

Town *Please enter the name of the town.*

Postcode *Area code.*

Country *Please select a country*

Example, not to complete

Application forms

Proposal ID

Acronym

Short name

Main contact person

The name and e-mail of contact persons are read-only in the administrative form, only additional details can be edited here. To give access rights and basic contact details of contact persons, please go back to step - Manage your related parties of the submission wizard and save the changes.

Title _____

Gender ☐ Woman ☐ Man ☐ Non Binary

First name

Last name

E-Mail

Position in org. Please indicate the position of the person.

Department *Name of the department/institute carrying out the work.*

☐

Same as
organisation name

☐ Same as proposing organisation's address

Street *Please enter street name and number.*

Town *Please enter the name of the town.*

Post code *Area code.*

Country *Please select a country*

Website *Please enter website*

Phone *+XXX XXXXXXXXXX*

Phone 2 *+XXX XXXXXXXXXX*

Application forms

Proposal ID

Acronym

3 - Budget



No.	Name of beneficiary	Country	Role	Personnel costs - without volunteers / EUR	Personnel costs – volunteers / EUR	Subcontracting costs/ EUR	Purchase costs - Travel and subsistence/ EUR	Purchase costs - Equipment/ EUR	Purchase costs - Other goods, works and services/ EUR	Indirect costs/ EUR	Total eligible costs/ EUR	Estimated eligible contributions/ EUR	Ineligible costs/ EUR	Total estimated project costs and contributions/ EUR	Maximum EU contribution to eligible costs/ EUR	Requested EU contribution to eligible costs/ EUR	Max grant amount/ EUR	Income generated by the project/ EUR	In kind contributions/ EUR	Financial contributions/ EUR	Own resources/ EUR	Total estimated project income/ EUR
1				0	0	0	0	0	0			0	0	0		0.00	0.00	0	0	0	0	0.00
	Total																					

Application forms

Proposal ID

Acronym

4 - Other questions

Essential information to be provided for proposals including clinical Trials / studies / investigations

Clinical study means, for the purpose of this document, any systematic prospective or retrospective collection and analysis of health data obtained from individual patients or healthy persons in order to address scientific questions related to the understanding, prevention, diagnosis, monitoring or treatment of a disease, mental illness, or physical condition. It includes but it is not limited to clinical studies as defined by [Regulation 536/2014](#) (on medicinal products), clinical investigation and clinical evaluation as defined by [Regulation 2017/745](#) (on medical devices), performance study and performance evaluation as defined by [Regulation 2017/746](#) (on in vitro diagnostic medical devices).

Are clinical studies / trials / investigations included in the work plan of this project?

☐ Yes

☐ No

GHG Emission

Absolute GHG emission avoidance (in tCO₂e) 0

Result of the GHG emission avoidance calculation. Explanation is provided in application form part B question 2.1

Relative GHG emission avoidance (as a %) 0.00

Result of the GHG emission avoidance calculation. Explanation is provided in application form part B question 2.2

In which Member State(s) and/or associated countries will the project be implemented?

--

Validation result

Show Error

The red 'Show Error' button indicates an error due to a missing or incorrect value related to the call eligibility criteria. The submission of the proposal **will be blocked** unless that specific field is corrected!

Show Warning

The yellow 'Show Warning' button indicates a warning due to a missing or incorrect value related to the call eligibility criteria. The submission of the proposal **will not be blocked** (proposal will be submitted with the missing or incorrect value).

Section

Description

The form has not yet been validated, click "Validate Form" to do so!

Example, not to complete

TECHNICAL DESCRIPTION (PART B)**COVER PAGE**

Part B of the Application Form must be downloaded from the Portal Submission System, completed and then assembled and re-uploaded as PDF in the system. Page 1 with the grey IMPORTANT NOTICE box should be deleted before uploading.

Note: Please read carefully the conditions set out in the Call document (for open calls: published on the Portal). Pay particular attention to the award criteria; they explain how the application will be evaluated.

PROJECT	
Project name:	[project title]
Project acronym:	[acronym]
Coordinator contact:	[name NAME], [organisation name]

TABLE OF CONTENTS

ADMINISTRATIVE FORMS (PART A)	3
TECHNICAL DESCRIPTION (PART B)	4
COVER PAGE	4
PROJECT SUMMARY	5
1. RELEVANCE	5
1.1 Background and objectives	5
1.2 Needs analysis	5
1.3 Complementarity with other actions and innovation — European added value	5
1.4 Cross-cutting priorities	6
2. QUALITY OF CONTENT AND ACTIVITIES	6
2.1 Concept and methodology	7
2.2 Partnership and consortium	7
2.3 Target groups and audiences	7
2.4 Project design	7
3. PROJECT MANAGEMENT	8
3.1 Consortium management and decision-making	8
3.2 Project teams, staff and outside resources	8
3.3 Cost effectiveness and financial management	9
3.4 Project management, quality assurance, risk management and monitoring and evaluation strategy	9
4. DISSEMINATION	9
4.1 Impact and ambition	9
4.2 Communication, dissemination and visibility	10
4.3 Sustainability and continuation	10
5. WORK PLAN, WORK PACKAGES, ACTIVITIES, RESOURCES AND TIMING	11
5.1 Work plan	11
5.2 Work packages, activities, resources and timing	11
Work Package 1	12
Work Package	15
Staff effort (n/a for Lump Sum Grants: Creative Europe Desks, Circulation of European Literary Works, European Cooperation Projects)	15
Subcontracting (n/a for prefixed Lump Sum Grants)	16
Events and trainings	17
Timetable	18

6. OTHER	20
6.1 Ethics.....	20
6.2 Security.....	20
7. DECLARATIONS.....	20
ANNEXES.....	21

#@APP-FORM-CREACULT@#

#@PRJ-SUM-PS@# [This document is tagged. Do not delete the tags; they are needed for the processing.]

PROJECT SUMMARY

Project summary

See Abstract (Application Form Part A).

#\$PRJ-SUM-PS\$# #@REL-EVA-RE@# #@PRJ-OBJ-PO@#

1. RELEVANCE

1.1 Background and objectives

Background and objectives

Describe the background and rationale of the project.

- *How is the project relevant to the scope of the call? How does the project address the objectives of the call? What is the project's contribution to the priorities of the call (see section 2 of the Call document)?*

Insert text

1.2 Needs analysis

Needs analysis

Describe how the objectives of the project are based on a sound needs analysis in line with the objectives of the call. What issue/challenge/gap does the project aim to address?

The objectives should be clear, measurable, realistic and achievable within the duration of the project. For each objective, define appropriate indicators for measuring achievement (including a unit of measurement, baseline value and target value).

Insert text

#@COM-PL-CP@#

1.3 Complementarity with other actions and innovation — European added value

[OPTION by default (all except Creative Europe Desks):

Complementarity with other actions and innovation

Explain how the project builds on the results of past activities carried out in the field and describe its innovative aspects. Explain how the activities are complementary to other activities carried out by other organisations.

Illustrate the European dimension of the activities: trans-national dimension of the project; impact/interest for a number of EU countries; possibility to use the results in other countries, potential to develop mutual trust/cross-border

cooperation among EU countries, etc.

Which countries will benefit from the project (directly and indirectly)? Where will the activities take place?

Insert text

#\$COM-PLE-CP\$# #PRJ-OBJ-PO\$# #IMP-ACT-IA@#

[OPTION for Creative Europe Desks:

Complementarity with other actions and cross-border activities

Illustrate the European dimension of the activities: trans-national dimension of the project; impact/interest for a number of EU countries; possibility to use the results in other countries, potential to develop mutual trust/cross-border cooperation among participating countries, etc.

Which countries will benefit from the project (directly and indirectly)? Where will the activities take place?

Insert text

Synergies with other EU funding programmes

Describe any synergies/complementarities with other EU Programmes. Explain how you intend to ensure an exchange of information between the offices/contact points of other programmes and any networking activities.

Insert text

#\$COM-PLE-CP\$# #IMP-ACT-IA@#

1.4 Cross-cutting priorities

Environment

Explain what in the project design and its implementation will specifically contribute to tackling environmental challenges?

For Creative Europe Desks: How will the Desk support and promote this cross-cutting priority and stimulate potential applicants to address it in their proposals?

Insert text

Gender balance, inclusion, diversity and representativeness

Explain what in the project design and its implementation will ensure gender balance, inclusion, diversity and representativeness?

For Creative Europe Desks: How will the Desk support and promote this cross-cutting priority and stimulate potential applicants to address it in their proposals?

Insert text

#IMP-ACT-IA\$# #REL-EVA-RE\$# #QUA-LIT-QL@# #CON-MET-CM@#

2. QUALITY OF CONTENT AND ACTIVITIES

2.1 Concept and methodology

Concept and methodology

Outline the approach and methodology behind the project. Explain why they are the most suitable for achieving the project's objectives.

Insert text

#\$CON-MET-CM\$# #@CON-SOR-CS@#

2.2 Partnership and consortium

Partnership and consortium (if applicable)

Describe the participants (Beneficiaries, Affiliated Entities and Associated Partners, if any) and explain how they will work together to implement the project. How will they bring together the necessary expertise? How will they complement each other?

In what way does each of the participants contribute to the project? Show that each has a valid role and adequate resources to fulfil that role.

Note: When building your consortium you should think of organisations that can help you reach objectives and solve problems.

Insert text

#\$CON-SOR-CS\$# #@PRJ-OBJ-PO@#

2.3 Target groups and audiences

Target groups and audiences

Define the target groups and audiences. Describe how will they be reached and how they will benefit concretely from the project — what would change for them?

Insert text

#\$PRJ-OBJ-PO\$# #@CON-MET-CM@#

2.4 Project design

Project design

Description of the project and its main activities

Identify and describe the main activities to be undertaken to produce results, justifying the choice of activities and specifying the role of each organisation involved in the activities (co-applicants, affiliated entities, associated partners, subcontractors and/or recipients of financial support, where applicable). Do not repeat the information provided in section 5, but provide the details that are required for a complete understanding of the activities to be implemented, and demonstrate coherence and consistency of the project design.

Insert text

Financial support to third parties (if applicable)

If financial support to third parties is allowed in the Call document, set out the conditions for managing this. Define the objectives and results to be obtained with financial support. Include also the complete list of activities that are eligible for financial support, the types of entity or categories of persons which may receive financial support, the criteria for selecting these entities and the criteria for determining the amount of financial support for each third party as well as the maximum amount which may be given. This total must be the same as the amount included in the budget annex.

If it exceeds EUR 60 000, complete also the declaration in section 6.

Insert text

#§CON-MET-CM\$# #@CON-SOR-CS@#

3. PROJECT MANAGEMENT

3.1 Consortium management and decision-making

Consortium management and decision-making (if applicable)

Explain the management structures and decision-making mechanisms within the consortium. Describe how decisions will be taken and how regular and effective communication will be ensured. Describe methods to ensure planning and control.

Note: The concept (including organisational structure and decision-making mechanisms) must be adapted to the complexity and scale of the project.

Insert text

3.2 Project teams, staff and outside resources

Project teams and staff

Describe the project teams and how they will work together to implement the project.

List the staff included in the project budget (budget category A) by function/profile (e.g. project manager, senior expert/advisor/researcher, junior expert/advisor/researcher, trainers/teachers, technical personnel, administrative personnel etc. — use the same profiles as in the detailed budget table, if any) and describe briefly their tasks.

For Creative Europe Desks: Indicate the % time allocated to the project for each staff member listed.

Name and function	Organisation	Role/tasks/professional profile and expertise

Outside resources (subcontracting, seconded staff, etc)

If you do not have all skills/resources in-house, describe how you intend to get them (contributions of members, partner organisations, subcontracting, etc).

If there is subcontracting, please also complete the table in section 5.

Insert text

#§CON-SOR-CS\$# #@FIN-MGT-FM@#

3.3 Cost effectiveness and financial management

Cost effectiveness and financial management

Describe the measures adopted to ensure that the proposed results and objectives will be achieved in the most cost-effective way.

Indicate the arrangements adopted for the financial management of the project and, in particular and where relevant, how the financial resources will be allocated and managed within the consortium.

⚠ Do NOT compare and justify the costs of each work package, but summarize briefly why your budget is cost effective.

Insert text

#\$FIN-MGT-FMS# #@\$PRJ-MGT-PM@# #@\$RSK-MGT-RM@#

3.4 Project management, quality assurance, risk management and monitoring and evaluation strategy

Project management, quality assurance and monitoring and evaluation strategy

Describe the measures planned to ensure that the project implementation is of high quality and completed in time.

Describe the methods to ensure good quality, monitoring, planning and control.

Describe the evaluation methods and indicators (quantitative and qualitative) to monitor and verify the outreach and coverage of the activities and results (including unit of measurement, baseline and target values). The indicators proposed to measure progress should be relevant, realistic and measurable.

Insert text

Critical risks and risk management strategy

Describe critical risks, uncertainties or difficulties related to the implementation of your project, and your measures/strategy for addressing them.

Indicate for each risk (in the description) the impact and the likelihood that the risk will materialise (high, medium, low), even after taking into account the mitigating measures.

Note: Uncertainties and unexpected events occur in all organisations, even if very well-run. The risk analysis will help you to predict issues that could delay or hinder project activities. A good risk management strategy is essential for good project management.

Risk No	Description	Work package No	Proposed risk-mitigation measures

#\$PRJ-MGT-PM\$# #@\$RSK-MGT-RM\$# #@\$SUA-LIT-QL\$# #@\$IMP-ACT-IA@#

4. DISSEMINATION

4.1 Impact and ambition

Impact and ambition — Progress beyond the state-of-the-art (n/a for Creative Europe Desks)

Define the short, medium and long-term effects of the project.

Does the project aim to trigger change/innovation? If so, describe the changes / innovations envisaged and the degree of ambition (progress beyond the status quo/state-of-the-art).

Insert text

Impact on non-EU countries (if applicable) (n/a for Creative Europe Desks)

Please specify which country(ies) will benefit from the project and explain why the project is important for this (those) country(ies)? Specify the ways the project aims to improve the situation the country(ies) concerned?

Insert text

#\$IMP-ACT-IA\$# #@\$COM-DIS-VIS-CDV@#

4.2 Communication, dissemination and visibility

Communication, dissemination and visibility of funding

Describe the communication and dissemination activities which are planned in order to promote the Creative Europe Programme to the relevant stakeholders, the project activities/results and maximise the impact (to whom, which format, how many, etc.). Clarify how you will reach the target groups, relevant stakeholders, policymakers and the general public and explain the choice of the dissemination channels.

Describe how the visibility of EU funding will be ensured.

For Creative Europe Desks: Describe your plans to communicate and disseminate the selection results, results of finalised projects (in particular of successful projects addressing environmental issues as well as diversity and inclusiveness) and the impact of the Creative Europe Programme in your country.

Insert text

#\$COM-DIS-VIS-CDV\$# #@\$SUS-CON-SC@#

4.3 Sustainability and continuation

Sustainability, long-term impact and continuation (n/a for Creative Europe Desks)

Describe the follow-up of the project after the EU funding ends. How will the project impact be ensured and sustained?

What will need to be done? Which parts of the project should be continued or maintained? How will this be achieved? What resources will be necessary to continue the project? How will the results be used?

Are there any possible synergies/complementarities with other (EU funded) activities that can build on the project results?

Insert text

#\$SUS-CON-SC\$#

#@WRK-PLA-WP@#

5. WORK PLAN, WORK PACKAGES, ACTIVITIES, RESOURCES AND TIMING

5.1 Work plan

Work plan

Provide a brief description of the overall structure of the work plan (list of work packages or graphical presentation (Pert chart or similar)).

Insert text

5.2 Work packages, activities, resources and timing

WORK PACKAGES

Work packages

This section concerns a detailed description of the project activities.

Group your activities into work packages. **A work package means a major sub-division of the project.** For each work package, enter an objective (expected outcome) and list the activities, milestones and deliverables that belong to it. The grouping should be logical and guided by identifiable outputs.

Projects should normally have a minimum of 2 work packages. WP1 should cover the management and coordination activities (meetings, coordination, project monitoring and evaluation, financial management, progress reports, etc) and all the activities which are cross-cutting and therefore difficult to assign to another specific work package (do not try splitting these activities across different work packages). WP2 and further WPs should be used for the other project activities. You can create as many work packages as needed by copying WP1.

Work packages covering financial support to third parties (⚠ only allowed if authorised in the Call document) must describe the conditions for implementing the support (for grants: max amounts per third party; criteria for calculating the exact amounts, types of activity that qualify (closed list), persons/categories of persons to be supported and criteria and procedures for giving support; for prizes: eligibility and award criteria, amount of the prize and payment arrangements).

⚠ Enter each activity/milestone/output/outcome/deliverable only once (under one work package).

⚠ Ensure consistence with the detailed budget table/calculator (if applicable). (n/a for prefixed Lump Sum Grants)

Objectives

List the specific objectives to which the work package is linked.

Activities and division of work (WP description)

Provide a concise overview of the work (planned tasks). There should be a limited number of tasks per work package: the definition of tasks should enable the lead beneficiary to monitor the overall progress of the work package. Be specific and give a short name and number for each task.

Show who is participating in each task: Coordinator (COO), Beneficiaries (BEN), Affiliated Entities (AE), Associated Partners (AP), indicating **in bold** the task leader. In monobeneficiary projects the 'COO' and 'BEN' are the same.

Add information on other participants' involvement in the project e.g. subcontractors, in-kind contributions.

Note:

In-kind contributions: In-kind contributions for free are cost-neutral, i.e. cannot be declared as cost. Please indicate the in-kind contributions that are provided in the context of this work package.

The Coordinator remains fully responsible for the coordination tasks, even if they are delegated to someone else. Coordinator tasks cannot be subcontracted.

If there is subcontracting, please also complete the table below.

Milestones and deliverables (outputs/outcomes)

Milestones are control points in the project that help to chart progress (e.g. completion of a key deliverable allowing the next phase of the work to begin). Use them only for major outputs in complex projects, otherwise leave the section empty. Please limit the number of milestones by work package.

Means of verification are how you intend to prove that a milestone has been reached. If appropriate, you can also refer to indicators.

Deliverables are project outputs which are submitted to show project progress (any format). Refer only to major outputs. Do not include minor sub-items, internal working papers, meeting minutes, etc. Limit the number of deliverables to max 10-15 for the entire project. You may be asked to further reduce the number during grant preparation.

For deliverables such as meetings, events, seminars, trainings, workshops, webinars, conferences, etc., enter each deliverable separately and provide the following in the 'Description' field: invitation, agenda, signed presence list, target group, number of estimated participants, duration of the event, report of the event, training material package, presentations, evaluation report, feedback questionnaire.

For deliverables such as manuals, toolkits, guides, reports, leaflets, brochures, training materials etc., add in the 'Description' field: format (electronic or printed), language(s), approximate number of pages and estimated number of copies of publications (if any).

For each deliverable you will have to indicate a due month by when you commit to upload it in the Portal. The due month of the deliverable cannot be outside the duration of the work package and must be in line with the timeline provided below. Month 1 marks the start of the project and all deadlines should be related to this starting date.

The labels used mean:

Public — fully open (🚩 automatically posted online on the Project Results platforms)

Sensitive — limited under the conditions of the Grant Agreement

EU classified — RESTREINT-UE/EU-RESTRICTED, CONFIDENTIEL-UE/EU-CONFIDENTIAL, SECRET-UE/EU-SECRET under Decision [2015/444](#). For items classified under other rules (e.g. national or international organisation), please select the equivalent EU classification level.

Work Package 1

Work Package 1: [Name, e.g. Project management and coordination]							
Duration:		MX - MX		Lead Beneficiary:		1-Short name	
Objectives							
▪							
Activities and division of work (WP description)							
Task No (continuous numbering linked to WP)	Task Name	Description	Participants		In-kind Contributions and Subcontracting (Yes/No and which)		
			Name	Role (COO, BEN, AE, AP, OTHER)			
T1.1							
T1.2							
Milestones and deliverables (outputs/outcomes)							
Milestone No (continuous numbering not linked to WP)	Milestone Name	Work Package No	Lead Beneficiary	Description	Due Date (month number)	Means of Verification	
MS1		1					
MS2		1					
Deliverable No (continuous numbering)	Deliverable Name	Work Package No	Lead Beneficiary	Type	Dissemination Level	Due Date (month number)	Description (including format and

linked to WP)							language)
D1.1		1		[R — Document, report] [DEM — Demonstrator, pilot, prototype] [DEC — Websites, patent filings, videos, etc] [DATA — data sets, microdata, etc] [DMP — Data Management Plan] [ETHICS] [SECURITY] [OTHER]	[PU — Public] [SEN — Sensitive] [R-UE/EU-R — EU Classified] [C-UE/EU-C — EU Classified] [S-UE/EU-S — EU Classified]		
D1.2		1		[R — Document, report] [DEM — Demonstrator, pilot, prototype] [DEC — Websites, patent filings, videos, etc] [DATA — data sets, microdata, etc] [DMP — Data Management Plan] [ETHICS] [SECURITY] [OTHER]	[PU — Public] [SEN — Sensitive] [R-UE/EU-R — EU Classified] [C-UE/EU-C — EU Classified] [S-UE/EU-S — EU Classified]		

Estimated budget — Resources *(n/a for Lump Sum Grants: Creative Europe Desks, Circulation of European Literary Works, European Cooperation Projects)*

Participant	Costs									
	A. Personnel	B.	C.1a Travel	C.1b	C.1c	C.2	C.3 Other	D.1 Financial support	E. Indirect	Total costs

			Subcontracting				Accommodation	Subsistence	Equipment	goods, works and services	to third parties		costs	
[name]	X person months	X EUR	X EUR	X travels	X persons travelling	X EUR	X EUR	X EUR	X EUR	X EUR	X grants	X EUR	X EUR	X EUR
[name]	X person months	X EUR	X EUR	X travels	X persons travelling	X EUR	X EUR	X EUR	X EUR	X EUR	X prizes	X EUR	X EUR	X EUR
Total	X person months	X EUR	X EUR	X travels	X persons travelling	X EUR	X EUR	X EUR	X EUR	X EUR	X grants X prizes	X EUR	X EUR	X EUR

For Lump Sum Grants (*Creative Europe Desks, Circulation of European Literary Works, European Cooperation Projects*), see detailed budget table/calculator (annex 1 to Part B; see [Portal Reference Documents](#)).

Work Package ...

To insert work packages, copy WP1 as many times as necessary.

Staff effort (n/a for Lump Sum Grants: *Creative Europe Desks, Circulation of European Literary Works, European Cooperation Projects*)

Staff effort per work package

Fill in the summary on work package information and effort per work package.

Work Package No	Work Package Title	Lead Participant No	Lead Participant Short Name	Start Month	End Month	Person-Months
1						
2						
3						
4						
					Total Person-Months	

Staff effort per participant

Fill in the effort per work package and Beneficiary/Affiliated Entity.

Please indicate the number of person/months over the whole duration of the planned work.

Identify the work-package leader for each work package by showing the relevant person/month figure in **bold**.

Participant	WP	WP	WP	Total Person-Months
[name]				
[name]				
Total Person-Months				

Subcontracting (n/a for prefixed Lump Sum Grants)

Subcontracting

Give details on subcontracted project tasks (if any) and explain the reasons why (as opposed to direct implementation by the Beneficiaries/Affiliated Entities).

Subcontracting — Subcontracting means the implementation of 'action tasks', i.e. specific tasks which are part of the EU grant and are described in Annex 1 of the Grant Agreement.

Note: Subcontracting concerns the outsourcing of a part of the project to a party outside the consortium. It is not simply about purchasing goods or services. We normally expect that the participants have sufficient operational capacity to implement the project activities themselves. Subcontracting should therefore be exceptional.

Include only subcontracts that comply with the rules (i.e. best value for money and no conflict of interest; no subcontracting of coordinator tasks).

Work Package No	Subcontract No (continuous numbering linked to WP)	Subcontract Name (subcontracted action tasks)	Description (including task number and BEN/AE to which it is linked)	Estimated Costs (EUR)	Justification (why is subcontracting necessary?)	Best-Value-for-Money (how do you intend to ensure it?)
	S1.1					
	S1.2					

Other issues:
If subcontracting for the project goes beyond 30% of the total eligible costs, give specific reasons.

Insert text

Events and trainings

Events and trainings (including performances, residencies, exhibitions, workshops, conferences, etc. both face to face and virtual events are to be included).

This table is to be completed for events organised by the applicants as part of the activities in the work packages above

Complete the table below with **realistic** estimates in terms of the number of attendees / participants / audience size. This data will be used in part to assess the success of the implementation of the project. Use your risk assessment to explain your mitigating measures.

Event No (continuous numbering linked to WP)	Participant	Description					Attendees
		Name	Type	Area	Location	Duration (days)	Number
E1.1	[name]	[name]	[insert type, e.g. training, workshop, conference, event, etc.]	[insert topics addressed, types of skills/knowledge acquired, etc]	[city, country]	[number]	[number]

E1.2	[name]	[name]	[insert type, e.g. training, workshop, conference, event, etc.]	[insert topics addressed, types of skills/knowledge acquired, etc.]	[city, country]	[number]	[number]
------	--------	--------	---	---	-----------------	----------	----------

Timetable**Timetable (projects up to 2 years)**

Fill in cells in beige to show the duration of activities. Repeat lines/columns as necessary.

Note: Use the project month numbers instead of calendar months. Month 1 marks always the start of the project. In the timeline you should indicate the timing of each activity per WP.

ACTIVITY	MONTHS																							
	M 1	M 2	M 3	M 4	M 5	M 6	M 7	M 8	M 9	M 10	M 11	M 12	M 13	M 14	M 15	M 16	M 17	M 18	M 19	M 20	M 21	M 22	M 23	M 24
Task 1.1 - ...																								
Task 1.2 - ...																								
Task ...																								

Timetable (projects of more than 2 years)

Fill in cells in beige to show the duration of activities. Repeat lines/columns as necessary.

Note: Use actual calendar years and quarters. In the timeline you should indicate the timing of each activity per WP. You may add additional columns if your project is longer than 6 years.

ACTIVITY	YEAR 1				YEAR 2				YEAR 3				YEAR 4				YEAR 5				YEAR 6			
	Q 1	Q 2	Q 3	Q 4	Q 1	Q 2	Q 3	Q 4	Q 1	Q 2	Q 3	Q 4	Q 1	Q 2	Q 3	Q 4	Q 1	Q 2	Q 3	Q 4	Q 1	Q 2	Q 3	Q 4
Task 1.1 - ...																								

Task 1.2 - ...																				
Task ...																				

#\$WRK-PLA-WP\$#

Example, not to complete

#@ETH-ICS-EI@#

6. OTHER**6.1 Ethics**

Ethics
Not applicable.

#\$ETH-ICS-EI\$# #@SEC-URI-SU@#

6.2 Security

Security
Not applicable.

#\$SEC-URI-SU\$# #@DEC-LAR-DL@#

7. DECLARATIONS

Double funding	
Information concerning other EU grants for this project  Please note that there is a strict prohibition of double funding from the EU budget (except under EU Synergies actions).	YES/NO
We confirm that to our best knowledge neither the project as a whole nor any parts of it have benefitted from any other EU grant (including EU funding managed by authorities in EU Member States or other funding bodies, e.g. EU Regional Funds, EU Agricultural Funds, etc). If NO, explain and provide details.	
We confirm that to our best knowledge neither the project as a whole nor any parts of it are (nor will be) submitted for any other EU grant (including EU funding managed by authorities in EU Member States or other funding bodies, e.g. EU Regional Funds, EU Agricultural Funds, etc). If NO, explain and provide details.	

Financial support to third parties (if applicable) <i>If in your project the maximum amount per third party will be more than the threshold amount set in the Call document, justify and explain why the higher amount is necessary in order to fulfil your project's objectives.</i>
Insert text

#\$DEC-LAR-DL\$#

ANNEXES

LIST OF ANNEXES

Standard

Detailed budget table/Calculator (annex 1 to Part B) — *mandatory for Lump Sum Grants (see [Portal Reference Documents](#))*

CVs (annex 2 to Part B) — *mandatory if required in the Call document*

Annual activity reports (annex 3 to Part B) — *not applicable*

List of previous projects (annex 4 to Part B) — *mandatory, if required in the Call document*

Special

Other annexes (annex X to Part B) — *mandatory, if required in the Call document*

Example, not to complete

LIST OF PREVIOUS PROJECTS

List of previous projects					
Please provide a list of your previous projects for the last 4 years.					
Participant	Project Reference No and Title, Funding programme	Period (start and end date)	Role (COO, BEN, AE, OTHER)	Amount (EUR)	Website (if any)
[name]					
[name]					

HISTORY OF CHANGES		
VERSION	PUBLICATION DATE	CHANGE
1.0	15.04.2021	Initial version (new MFF).
2.0	15.01.2022 01.06.2022	Update for 2022 calls. Consolidation, formatting and layout changes. Tags added.