

# AVIAN INFLUENZA

**Fieldwork** March-April 2006

**Publication** June 2006

This survey was requested by Directorate General Health and Consumer Protection and coordinated by Directorate General Communication

This document does not represent the point of view of the European Commission.  
The interpretations and opinions contained in it are solely those of the authors.

## Table of contents

<b>PRESENTATION .....</b>	<b>3</b>
<b>1. HEALTH RISKS LINKED TO AVIAN INFLUENZA .....</b>	<b>5</b>
1.1 Knowledge of human risks of contamination by the virus	5
<b>2. POLICIES IMPLEMENTED TO FIGHT THE SPREAD OF THE VIRUS.....</b>	<b>9</b>
2.1 Knowledge of EU legislation, institutional structures and general measures adopted by the European Union to fight the virus	9
2.2 Knowledge of concrete measures adopted by the European Union to fight the virus	12
<b>3. CHANGES IN CONSUMER BEHAVIOUR .....</b>	<b>15</b>
3.1 Declared changes in consumer behaviour	15
3.2 Reasons given for the reduced consumption of poultry products	17
2.3 Planned changes in consumer behaviour	18
<b>4. CONFIDENCE OF CITIZENS IN THE MEDIA AND EUROPEAN UNION PUBLIC AUTHORITIES .....</b>	<b>20</b>
<b>CONCLUSION.....</b>	<b>26</b>
<b>ANNEXES</b>	
Technical note	
Questionnaire	
Tables of results	

## PRESENTATION

The recent spread of the H5N1 strain of the Avian influenza virus<sup>1</sup>, which erupted in South-East Asia in 2003, is the most serious and most international outbreak of its kind ever reported. Since August 2005, the epizootic, which affects both domestic poultry and wild birds (mostly water fowl), has spread from Asia to Siberia, Europe, the Middle East and Africa. The virus does not transmit efficiently to humans, but it has caused around 150 deaths around the globe; the people infected had been in very close contact with infected birds, mostly backyard poultry flocks or had cared for a family member infected with the virus.

The virus spread to the European Union in February 2006 through the migration of infected swans. As at July 2006, it had been confirmed in **wild birds** in 13 Member States (in chronological order Greece, Italy, Slovenia, Hungary, Austria, Germany, France, Slovakia, Sweden, Poland, Denmark, Czech Republic and UK) and in domestic poultry in 5 Member States (in chronological order France, Sweden, Germany, Denmark and Hungary). Although there has been a steady decline in the number of cases since April, a number of domestic poultry farms were infected in Hungary as recently as June. The threat of avian influenza is therefore by no means over and there is also a likelihood that the virus could re-emerge in various European countries after the summer, with the new migratory season.

Avian influenza is not a new threat and specific EU legislation is in place detailing the measures that Member States have to take to contain outbreaks. With the rapid spread of the virus with migratory birds, an additional legislative framework has been put in place to enable the competent authorities to react very rapidly.

This legislation sets out rules on monitoring, control and eradication measures that must be taken in the event of a highly pathogenic avian influenza outbreak. It also provides for preventive vaccination against avian influenza and gives the Commission full flexibility to adopt ad hoc measures as it is impossible to provide for every possible scenario in advance. Before being adopted by the Commission, such measures must be agreed on by Member States within the Standing Committee on the Food Chain and Animal Health (SCFAH)<sup>2</sup>.

The Directorate General for Health and Consumer Protection (DG SANCO) Commissioned **the present Eurobarometer study, which was conducted among 24,693 respondents in the 25 Member States<sup>3</sup>, two acceding countries (Bulgaria and Romania), and two candidate countries (Croatia and Turkey).**

**This study has three fundamental objectives:**

- To determine the level of knowledge of citizens regarding the health risks linked to avian influenza;
- To determine the level of knowledge of citizens regarding policies implemented to fight the spread of the virus;
- To obtain a better understanding of declared and planned changes in consumer behaviour as a consequence of the virus outbreak.

---

<sup>1</sup> Commonly known as "Bird flu"

<sup>2</sup> [http://ec.europa.eu/food/committees/regulatory/index\\_en.htm](http://ec.europa.eu/food/committees/regulatory/index_en.htm)

<sup>3</sup> The area of Cyprus not controlled by the government of the Republic of Cyprus was also included in the survey.

The report presents the main results of the survey. For each of the themes, results are analysed in terms of the European average and, if necessary, evaluated at national level. When necessary, several brief comments are added on the basis of the social-demographic variables of respondents.<sup>4</sup>

The study was conducted between 27 March and 1 May 2006 in the 25 Member States, acceding countries and candidate countries. Media coverage of avian influenza had decreased when the survey data were compiled and we therefore consider that no particular event that could have had a significant impact on public opinion occurred during the fieldwork period. More details about methodology can be found in the Technical Note.

---

<sup>4</sup> In certain cases, as a result of the rounding procedure, cumulative proportions may vary by one percentage point when compared with proportions for individual categories.

## 1. HEALTH RISKS LINKED TO AVIAN INFLUENZA

This chapter analyses the knowledge of citizens of the health risks linked to avian influenza.

### 1.1 Knowledge of human risks of contamination by the virus

***- A majority of EU citizens are well informed about the health risks linked to avian influenza -***

*Questionnaire source: QE1*

#### List of statements

Seven statements were used to test the objective knowledge of EU citizens as well as citizens of the candidate and acceding countries regarding the health risks linked to the avian influenza virus. Respondents were asked whether they knew that<sup>5</sup> :

- The avian influenza virus cannot be easily transmitted between humans
- Even when it is contaminated poultry is not a health risk if it is thoroughly cooked
- Humans can catch avian influenza by touching contaminated birds
- The vaccination against seasonal influenza is not effective against avian influenza
- The avian influenza virus contained in an egg or present on its shell can be eliminated by prolonged cooking
- If a chicken is contaminated by avian influenza on a farm, all the poultry on that farm must be destroyed immediately
- It is not dangerous to eat the meat of a chicken vaccinated against avian influenza

#### Analysis of results at EU level

Overall, a majority of European citizens are well informed about the health risks linked to the virus.

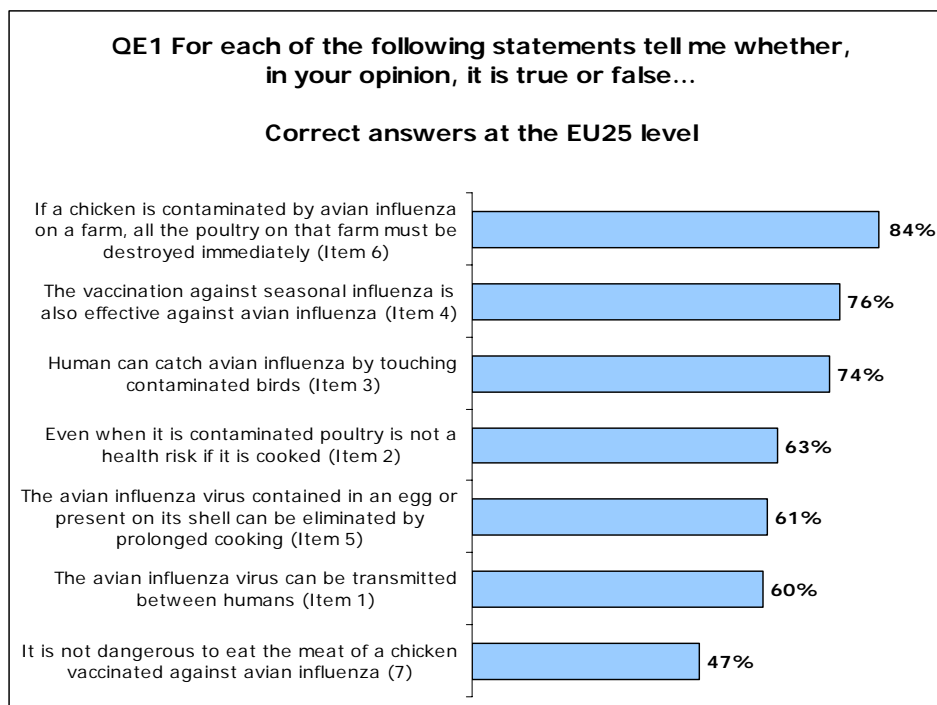
However, there are considerable differences in the answers from one statement to another – the proportion of correct answers varies from 47% to 84%.

**European citizens gave the highest proportion of right answers regarding the destruction of contaminated poultry on farms** - 84% of EU25 citizens answered correctly that if a chicken is contaminated by avian influenza on a farm, all the poultry on that farm must be destroyed immediately. Moreover, 76% of Europeans correctly replied that vaccination against seasonal influenza is not effective against avian influenza. A similar proportion of European citizens (74%) is aware that humans can be infected by the virus if they touch contaminated birds. The majority of Europeans are aware that they can easily avoid contamination by cooking poultry meat or eggs before consumption and 63% answered correctly that even when it is contaminated poultry does not represent a health risk if it is cooked. A similar proportion (61%) is aware that the virus contained in an egg or present on its shell can be eliminated by prolonged cooking, while 60% of Europeans also know that the

---

<sup>5</sup> For the exact wording of the question, see graph page 6. Some simplification of the language used had to be done to allow an easy understanding of the question. This mainly concerns the question on human to human transmission which is possible but in very specific cases and on the cooking of poultry which has to be thorough meaning at a sufficiently high temperature for a number of minutes, which is usually done when cooking poultry meat.

virus cannot be transmitted between humans<sup>6</sup>. **The lowest average in terms of correct answers was recorded for the last statement, i.e. the potential danger of vaccinated poultry if eaten<sup>7</sup>** - only 47% of Europeans answered correctly that it is not dangerous to eat the meat of a chicken vaccinated against avian influenza.



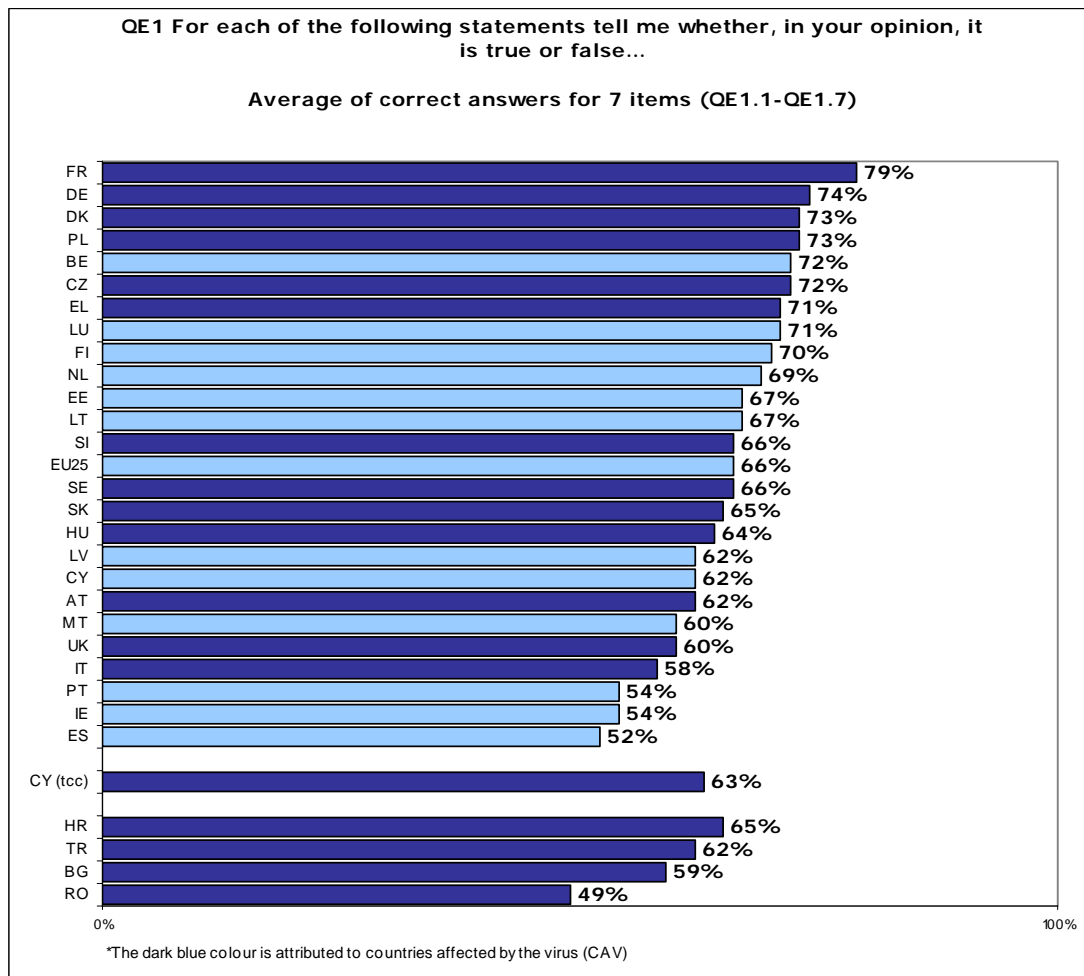
### Analysis of results by country

A comparison of the various results by country reveals several specificities. **Citizens in France, Germany, Denmark and Belgium seem to be the best informed about the health risks.** Each of those had a high proportion of correct answers for almost all the statements used in the test. For example, France had the highest proportion of correct answers for statement 2 (85%) and statement 1 (81%). **On the other hand, Spain, Ireland, Portugal and Italy were the EU countries where the lowest proportion of citizens gave the right answers about health risks linked to the virus.** Each of those countries had low proportions of correct answers for all the statements used for the test. For example, relatively low proportions of Spaniards gave correct answers for statement 7 (40%) and statement 5 (41%).

<sup>6</sup> See footnote five

<sup>7</sup> Meat from vaccinated poultry is not harmful for human health as the virus included in the vaccine is killed and cannot multiply; for more information, consult the following web site:  
[http://ec.europa.eu/food/animal/diseases/controlmeasures/avian/ten\\_key\\_facts\\_about\\_avian\\_influenza.pdf](http://ec.europa.eu/food/animal/diseases/controlmeasures/avian/ten_key_facts_about_avian_influenza.pdf)

The averages of correct answers for the 7 different statements between polled countries<sup>8</sup> illustrate the previous conclusions, as shown in the graph below.



The graph shows that **the overall level of awareness of citizens is influenced by whether or not the country was affected by the virus, with the level and type of contamination playing a determinant role.** The countries with the highest level of awareness are France which reported the first outbreak in commercial poultry, Germany which was very severely affected with many dead swans in the Isle of Rugen, and Denmark and Poland which were affected to a lesser extent, but which have borders with Germany's most affected regions. On the other hand, the EU countries with the lowest level of awareness are Spain, Ireland, and Portugal which were not at all affected.

<sup>8</sup> A proportion attributed to a certain country in the graph represents the average of the % of the population having given the correct answers for each of the analysed items.

*Socio-demographic analysis*

The analysis of socio-demographic categories reveals a cleavage between different categories. As would be expected, the **occupation and education of respondents has an important influence on the level of knowledge regarding health risks.**

Managers (75% of correct answers on average) and people with the highest level of education (73%) are the best informed while people looking after the home (62%) and those who finished their education at the age of 15 (61%) have the lowest average of correct answers. It is also noteworthy that households with children do not have a considerably higher level of knowledge than single person households. Additionally, there are no significant differences regarding the level of knowledge between citizens living in large towns and those living in villages.



## 2. POLICIES IMPLEMENTED TO FIGHT THE SPREAD OF THE VIRUS

This chapter will begin by analysing the respondents' level of knowledge regarding the legislation, institutional structures and general measures adopted by the European Union to fight avian influenza following the outbreaks in 2003 and 2005<sup>9</sup>. Secondly, it will analyse respondents' knowledge of concrete measures that countries are supposed to adopt in the event of an epidemic being reported in their country<sup>10</sup>.

### 2.1 Knowledge of EU legislation, institutional structures and general measures adopted by the European Union to fight the virus

*- Citizens seem adequately informed about EU legislation, institutional structures and general measures adopted to fight the spread of the virus -*

*Questionnaire source: QE5*

#### List of statements

Five statements were used to test the knowledge of EU citizens concerning the EU legislative framework, institutional structures and general measures adopted by the European Union to fight avian influenza. Respondents were asked to indicate whether they knew that:

- European legislation exists which stipulates what protection measures must be taken by national governments in the event of an avian influenza epidemic
- The European Union has a committee of veterinary experts
- The European Union pays financial compensation to farmers that are obliged to cull their poultry to prevent the virus from spreading
- The European Union has strict controls on poultry imports
- There was a major avian influenza epidemic in 2003 in the European Union and it was successfully contained

#### Analysis of results at EU level

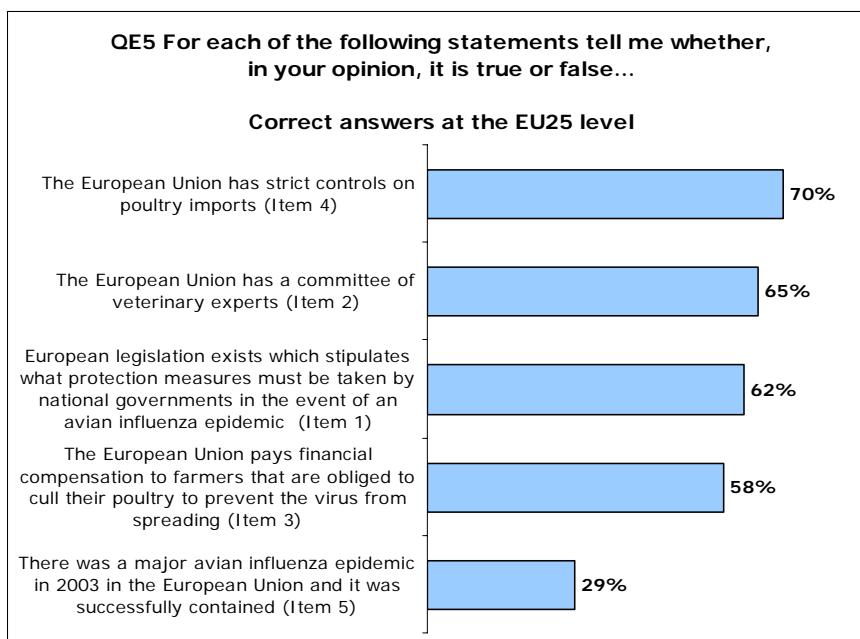
Overall the percentages of correct answers for the different items at EU level show that **Europeans are quite well informed about the EU legislative framework, institutional structures and general measures adopted by the European Union to fight the virus. Strikingly, a low proportion of citizens (29%) knew that there was a major avian influenza epidemic in 2003.**

70% of Europeans answered correctly that the European Union has strict controls on poultry imports, while 65% are aware that a committee of veterinary experts exists at EU level. Moreover, 62% of European citizens replied correctly that European legislation was put in place to ensure that national governments take protective measures in the event of an avian influenza epidemic. A fairly high proportion of Europeans (58%) is also aware that financial compensation is paid by the European Union to farmers if they are obliged to cull their poultry to prevent the spread of the virus.

---

<sup>9</sup> QE5

<sup>10</sup> QE6

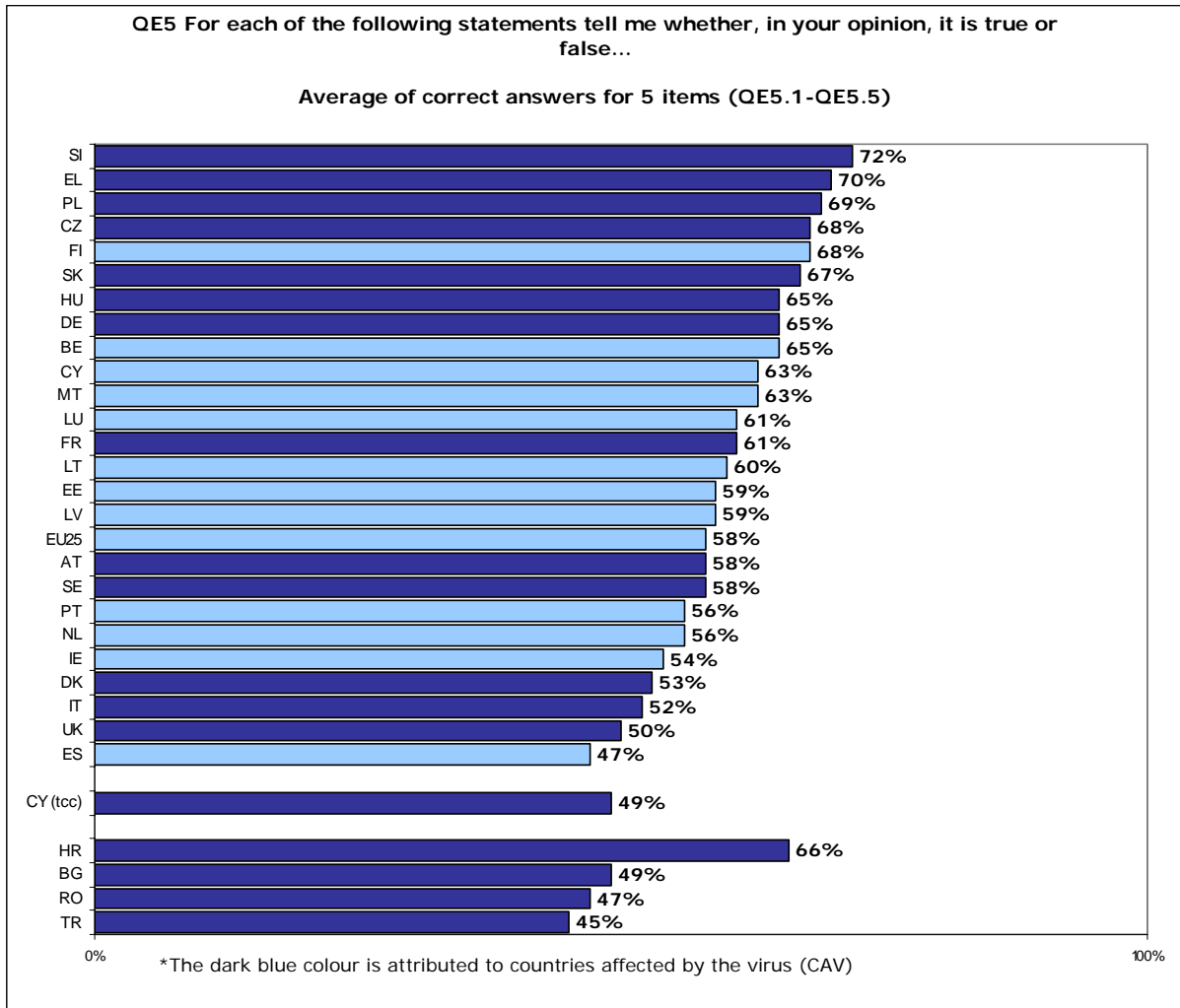


#### Analysis of results by country

An analysis by country of the results with regard to the various statements reveals several differences. **Slovenia, Greece and Finland are the countries where the highest proportions of citizens answered correctly all the statements used in the test.** For example, Slovenia had the highest proportions of correct answers regarding statements 1 and 4 (84% and 85% respectively). **On the other hand, the United Kingdom, Spain and Denmark had the lowest proportions of correct answers regarding the different items. The United Kingdom had the lowest proportion of correct answers as regards statements 3 and 4 (46% and 55% respectively).**

The graph below, showing **the averages of correct answers of countries for all the statements, illustrates** the above analysis.

Slovenia, Greece and Finland are among the countries with the highest averages of correct answers reported for the various statements, while Spain, the United Kingdom and Denmark are the European countries with the lowest averages of correct answers. Contrary to the previous set of questions the spread of the virus in a country does not strongly influence the level of the population's knowledge of broad types of measures implemented by the European Union to contain outbreaks and prevent imports of contaminated products.



Socio-demographic analysis

As was the case for the statements intended to test knowledge of health risks, the **occupation and education of respondents have an important influence on the level of awareness of citizens about policies adopted to fight the spread of the virus.** Managers (64% of correct answers on average) and those who stayed the longest in full-time education (64%) are the best informed, while those who finished their education at the age of 15 (52%) and people looking after the home (50%) had the lowest proportion of correct answers on average. Neither the household composition nor the respondent's urban or rural status have a considerable influence as regards the level of awareness.

## 2.2 Knowledge of concrete measures adopted by the European Union to fight the virus

*- Citizens seem relatively well informed about the concrete measures imposed by the EU on countries -*

*Questionnaire source: QE6*

### List of statements

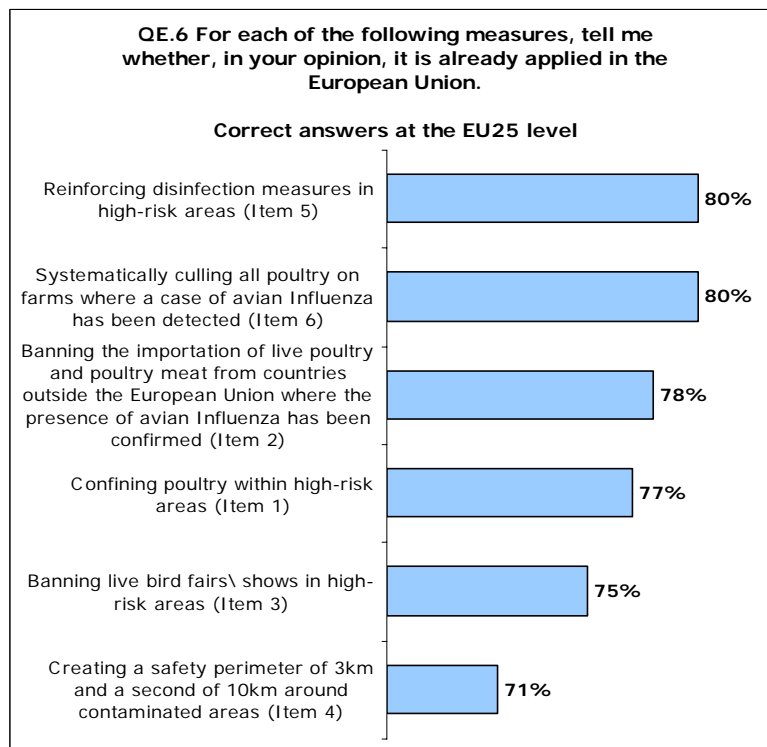
Six statements were used to test the knowledge of citizens regarding specific measures that countries are supposed to put in place as soon as an avian influenza epidemic is reported in their territory and whether these were actually implemented. As in previous questions, respondents were asked whether they knew that the following measures had been applied in the EU:

- Confining poultry within high-risk areas
- Banning the importation of live poultry and poultry meat from countries outside the European Union where the presence of avian influenza has been confirmed (item 2)
- Banning live bird fairs/shows in high-risk areas (item 3)
- Creating a safety perimeter of 3km and a second of 10km around contaminated areas (item 4)
- Reinforcing disinfection measures in high-risk areas (Item 5)
- Systematically culling all poultry on farms where a case of avian influenza has been detected (Item 6)

### Analysis of results at EU level

**The overall results show that nearly three-quarters of Europeans (between 71% and 80%) answered correctly. These proportions demonstrate the high level of knowledge that respondents have of specific measures and show that the EU information campaign about measures which had to be put in place by individual Member States was very successful.**

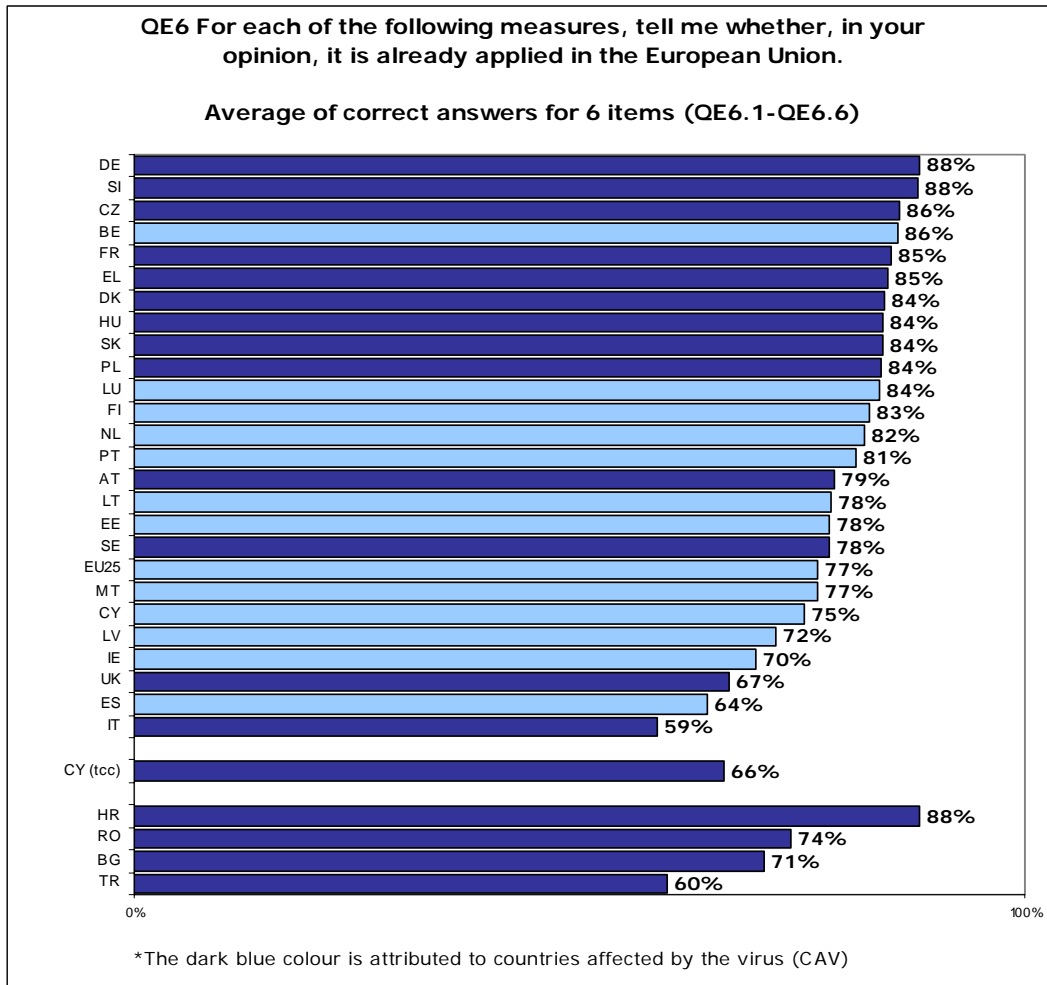
**When comparing results for the different statements at EU level, it is noteworthy that the highest proportions of Europeans answered correctly that disinfection measures must be reinforced in high-risk areas and that poultry on farms where a case of avian influenza has been detected must be systematically culled (80% of correct answers).** Similar proportions of European citizens said correctly that imports of live poultry and poultry meat coming from non European Union countries where the presence of the virus has been confirmed are banned (78%) and that poultry must be confined in high-risk areas (77%). Moreover, 75% of Europeans rightly declared that live bird fairs or shows are banned in high-risk areas. **The lowest proportion of correct answers was noted for the statement regarding the exact perimeters which must be created around contaminated areas (71%).**



### Analysis of results by country

A comparison of the correct answers for the various statements reveals important differences between countries. **At EU level, Germany, Slovenia and the Czech Republic have particularly high proportions of correct answers for the majority of statements.** For example, among the EU countries, Germany has the highest proportions of correct answers for statements 2 and 6 (90% and 92% respectively). **On the other hand, among the Member States, Italy, Spain and the United Kingdom have the lowest proportions of correct answers for the majority of statements.** As an example, Italy was the EU country with the lowest proportions of correct answers for statements 1, 3, 4 and 5.

The graph below, showing the averages of correct answers per country for all the statements taken together, illustrates the above analysis. On the implementation of concrete measures, the population in countries affected by the virus is clearly much better informed than that in countries without outbreaks, with the exception of Italy and UK (where the virus appeared late and was seen as an exceptional event).



Socio-demographic analysis

The same patterns as those observed in the previous knowledge-testing questions for socio-demographic variables remain valid here: the longer people studied the better informed they seem to be; the higher their professional status, the better their knowledge.

### 3. CHANGES IN CONSUMER BEHAVIOUR

This section will begin by analysing "declared" changes in consumer behaviour based on the results of the study. Three statements were used to assess how respondents have modified their consumption behaviour on the basis of their declarations, concerning notably their consumption of poultry meat, eggs and egg-based products compared with 6 months earlier. Secondly, the various reasons which led respondents to change their consumption behaviour will be examined, as well as their intentions whether or not to continue to eat less poultry meat. Finally, declared changes will be compared with actual changes, as measured by external data on consumption changes.

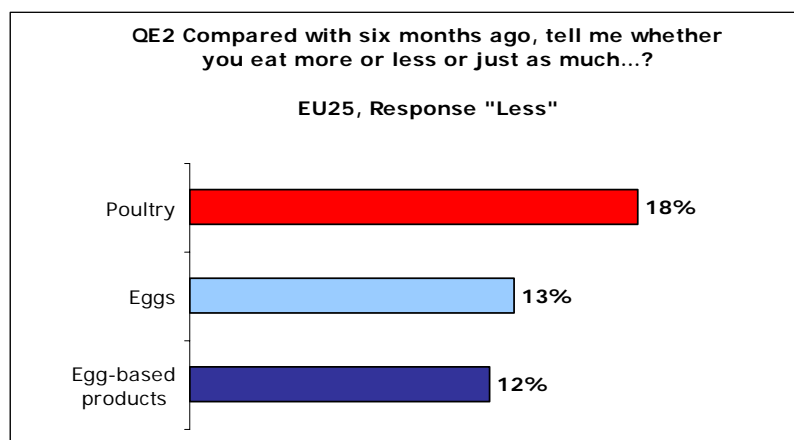
#### 3.1 Declared changes in consumer behaviour

*- 20% of EU citizens are eating less poultry meat -*

*Questionnaire source: QE2*

*Analysis of results at EU level*

Generally speaking, approximately 1 citizen in 5 declare that he/she has reduced his/her consumption of poultry meat and 1 citizen in 8 reduced his/her consumption of eggs and egg-based products in the EU.



**The large majority of EU citizens have not changed their consumption habits:** more than three-quarters of EU25 citizens (78%) declared that they have not decreased their consumption of poultry meat<sup>11</sup>. Moreover, 83% of Europeans declared they had not changed the number of eggs that they eat<sup>12</sup> and 85% of EU25 citizens declared that they eat the same quantity of egg-based products as six months earlier<sup>13</sup>.

<sup>11</sup> QE2.1 Compared with six months ago, tell me whether you eat more or less or just as much... Poultry meat?

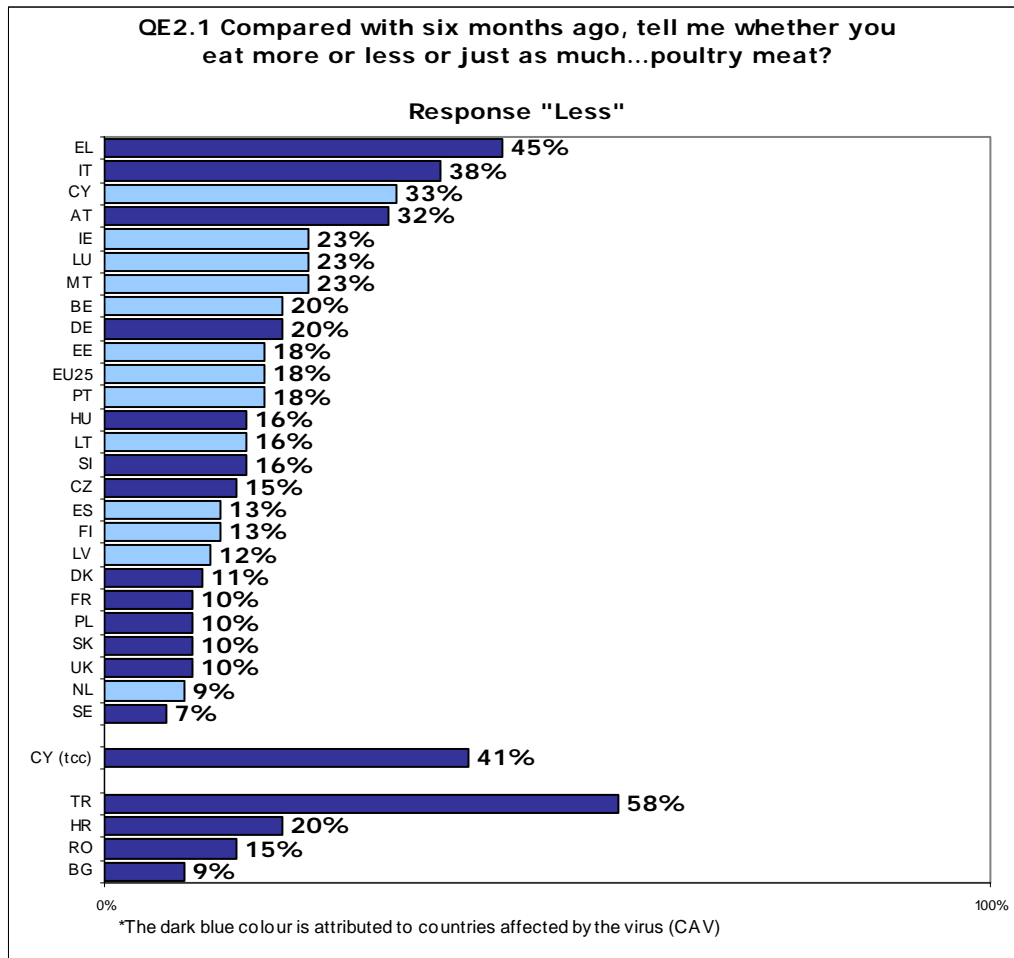
<sup>12</sup> QE2.2 Compared with six months ago, tell me whether you eat more or less or just as much... Eggs?

<sup>13</sup> QE2.3 Compared with six months ago, tell me whether you eat more or less or just as much... Egg-based products?

*Analysis of results by country*

A comparison of the decrease in consumption for all three of the products analysed reveals that Turkey, Greece, Austria, Italy and Cyprus have the highest proportions of citizens who declared that they had reduced their consumption. In contrast, Sweden, the Netherlands, the United Kingdom and France have the lowest proportions of respondents who declared that they ate less of the three products. The graph below compares the declared reductions in consumption of one of selected products – poultry meat. This graph also shows that **the three countries with the highest proportions of the population declaring that they eat less poultry meat have all been affected by the virus** (Turkey with 58% of citizens who declared that they had reduced their consumption of poultry meat, Greece with 45% and Italy with 38%).

It is interesting to note that the poultry markets started to be affected by a lack of consumer confidence in several Member States from February according to national sources. However, markets recovered progressively from April. The % of the population that declared that they were eating less poultry meat is roughly in line with those provided by national sources, taking into account the slight differences in timing (in March, poultry market experts witnessed a decrease of 50% in consumption in Greece and Italy, 30% in France, Cyprus and Austria, 20% in Germany, Ireland and Slovenia, and a slight decline in most other countries).





The comparative analysis between statements also shows that a relative majority of citizens in all countries polled except Turkey declared that they had not changed their consumption behaviour in the six months before the poll. Reported cases of human deaths in Turkey can probably explain this exception. An absolute majority in this country declared a decrease in their consumption of poultry meat (58%) as well as eggs and egg-based products (53%).

### Socio-demographic analysis

There are also several noticeable socio-demographic differences. Occupation, education and subjective urbanisation are all strong influencing factors. In fact, for all the statements (E2.1-E2.3) respondents who finished their education at a young age and people looking after the home were slightly more inclined to reduce their consumption than highly educated people. This is quite logical, as we observed previously that the same categories have the lowest level of knowledge about health risks linked to the virus and about policies launched to fight the virus.

## 3.2 Reasons given for the reduced consumption of poultry products

*- The majority of EU25 citizens that reduced their consumption did not perceive a real danger but were motivated by precaution -*

*Questionnaire source: QE4*

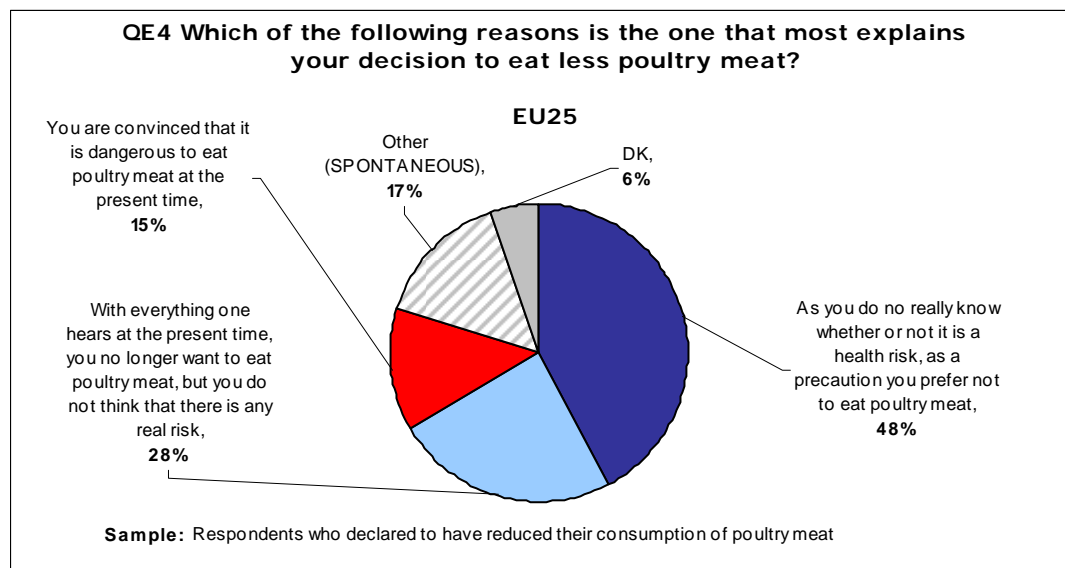
### Analysis of results at EU level

Respondents who declared that they had reduced their consumption of poultry meat (18% in the EU25) were asked to specify why they had done this<sup>14</sup>. **A relative majority of this group (48%, which represents 9% of all EU25 citizens) were aware of a potential risk but, as they were unable to measure it, they preferred to adopt a cautious attitude.**

**Only 15% of this group (3% of all EU25 citizens) were convinced that the risk of eating poultry meat was real.** On the other hand, 28% (5% of all EU25 citizens) believed there was no real risk involved in eating poultry meat, even though they decided to eat less.

---

<sup>14</sup> QE4 Which of the following reasons is the one that most explains your decision to eat less poultry meat?



### Socio-demographic analysis

A socio-demographic analysis shows that **education and occupation are differentiating factors**, as people looking after the home (21%) together with respondents who finished their studies at the age of 15 (19%) have a greater perception of the existence of a real danger of eating poultry meat than managers and highly educated persons (10% both groups).

## 2.3 Planned changes in consumer behaviour

***- EU citizens expect their consumption of poultry meat to increase again -***

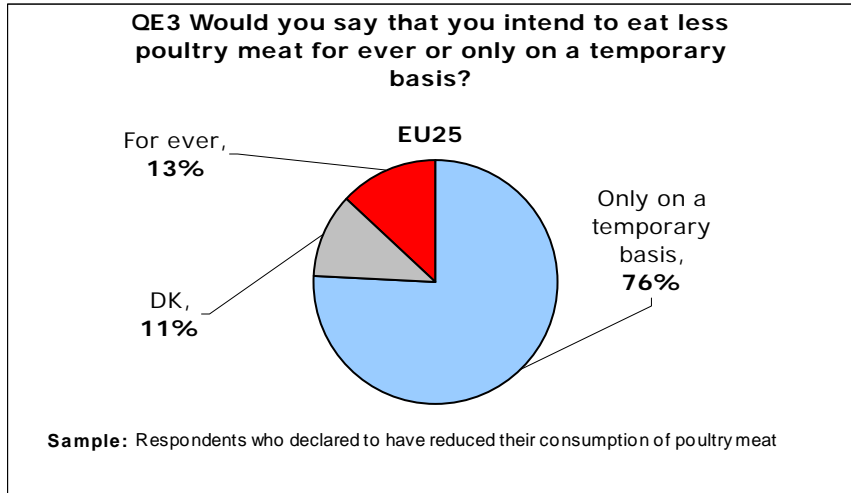
*Questionnaire source: QE3*

The same group of respondents who declared that they had reduced their consumption of poultry meat were asked to specify if they had done so temporarily or if they intended to continue to eat less poultry meat<sup>15</sup>.

Analysis of results at EU level

**Results show that more than three-quarters (76%) of the above group (14% of all EU25 citizens) perceived this change as temporary, while 13% (2% of all EU25 citizens) declared they had reduced their consumption of poultry meat for ever.**

<sup>15</sup> QE3 Would you say that you intend to eat less poultry meat for ever or only on a temporary basis?



#### 4. CONFIDENCE OF CITIZENS IN THE MEDIA AND EUROPEAN UNION PUBLIC AUTHORITIES

*- Citizens believe strongly in media transparency when providing information about avian influenza and in the desire of public authorities in the EU to protect the health of European Union citizens -*

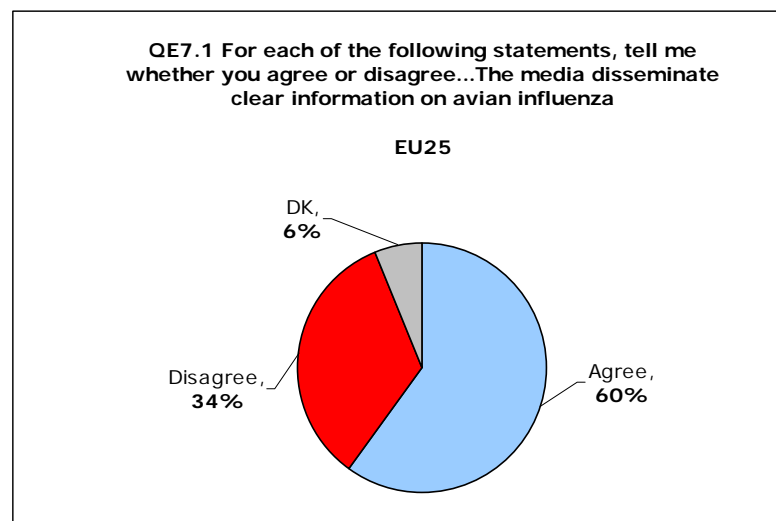
Three statements were used to test the level of confidence of citizens in the countries polled in the media and public authorities. Respondents were asked to give their opinion on the following statements:

- The media disseminate clear information on avian influenza
- The European Union public authorities tell everything they know about avian influenza
- The main concern of the European Union public authorities is the health of European Union citizens

*Questionnaire source: QE7.1*

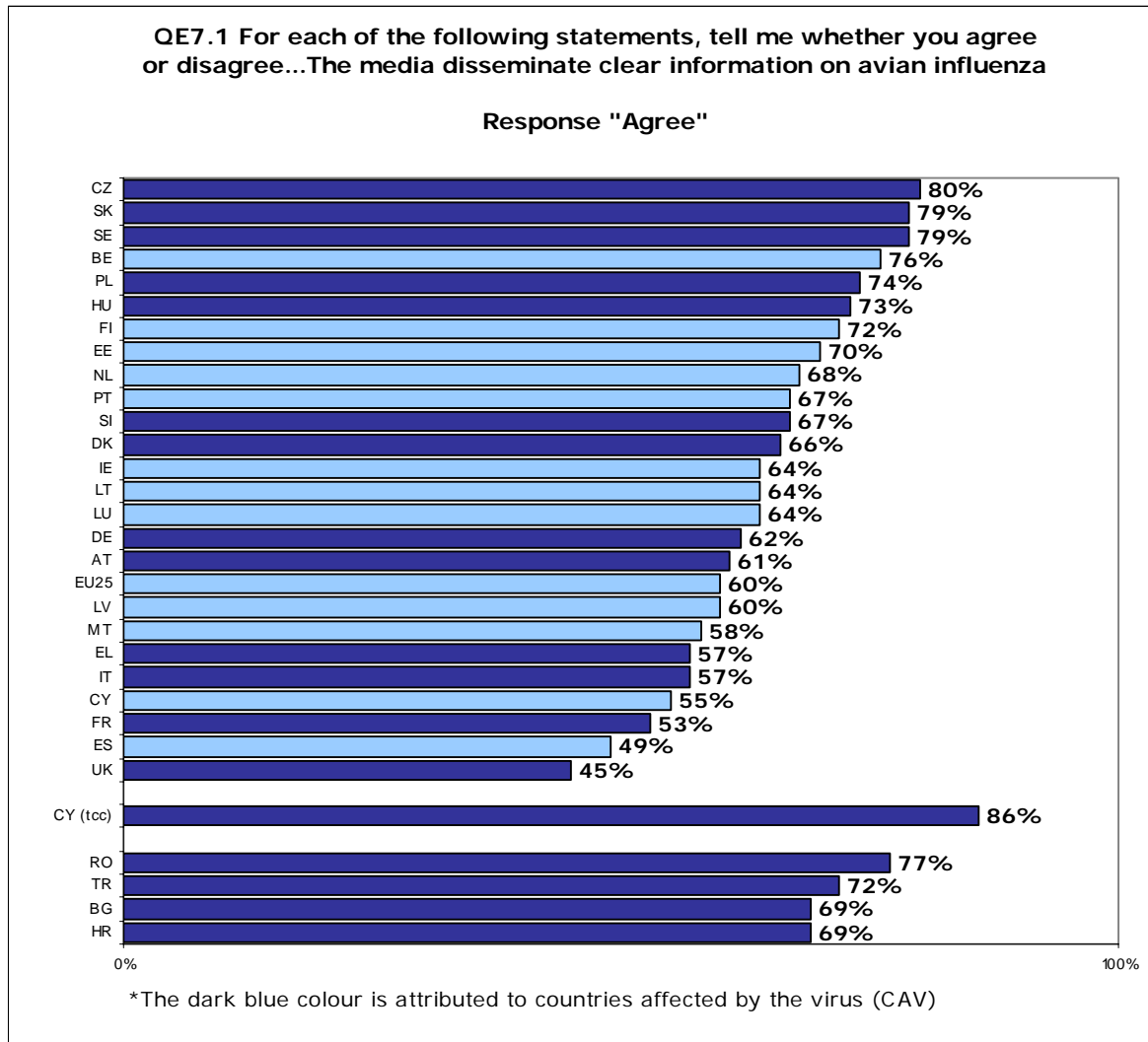
*Analysis of results at EU level*

**The majority of European citizens (60%) agreed that information about avian influenza disseminated by the media is clear.** On the other hand, there is more than 1 European in 3 who thinks that information was unclear.



*Analysis of results by country*

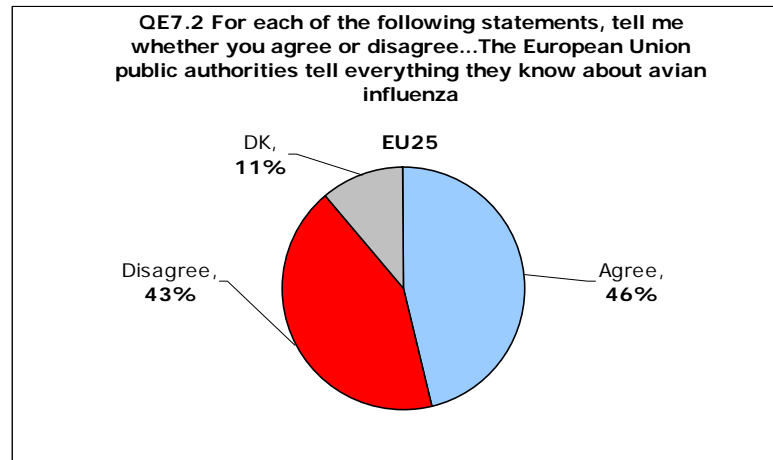
The graph below demonstrates significant differences between countries. Especially high proportions of citizens in the Czech Republic, Slovakia and Sweden believe in the clarity of the information provided by the media about avian influenza (80% in the Czech Republic and 79% in both Slovakia and Sweden). On the other hand, the percentages of British and Spanish citizens who declared that the information provided is clear were less than 50% (45% in the United Kingdom and 49% in Spain). It is also noteworthy that citizens from three countries affected by the virus are situated on the top of the scale.



Questionnaire source: QE7.2

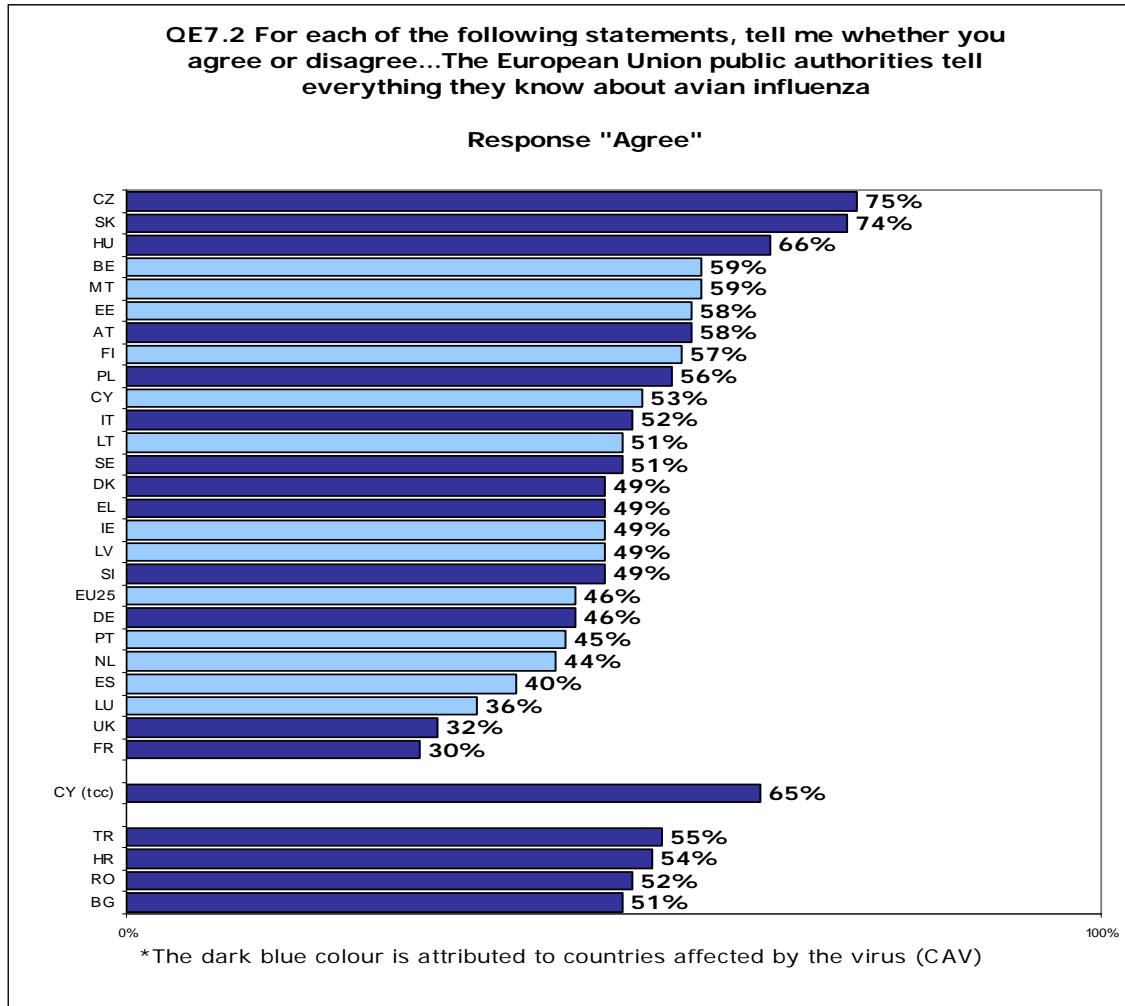
*Analysis of results at EU level*

**European citizens are divided regarding the transparency of the public authorities in the European Union in respect to avian influenza.** While 46% of Europeans believe that the EU public authorities disclose everything they know about the virus, 43% do not believe in the transparency of the public authorities in this respect.



*Analysis of results by country*

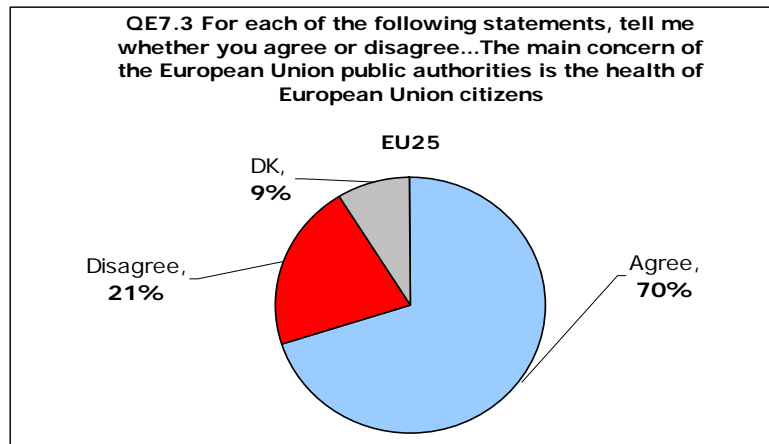
Relatively high proportions of citizens in the Czech Republic, Slovakia and Hungary believe in the transparency of public authorities when providing information about the virus (75% in the Czech Republic, 74% in Slovakia and 66% in Hungary). On the other hand, citizens in France, the United Kingdom and Luxembourg tend to perceive the public authorities as somewhat selective as regards the information disseminated (62% of citizens in France, 56% in Luxembourg and 52% in the UK do not believe that public authorities told them everything they knew about avian influenza).



*Questionnaire source: QE7.3*

*Analysis of results at EU level*

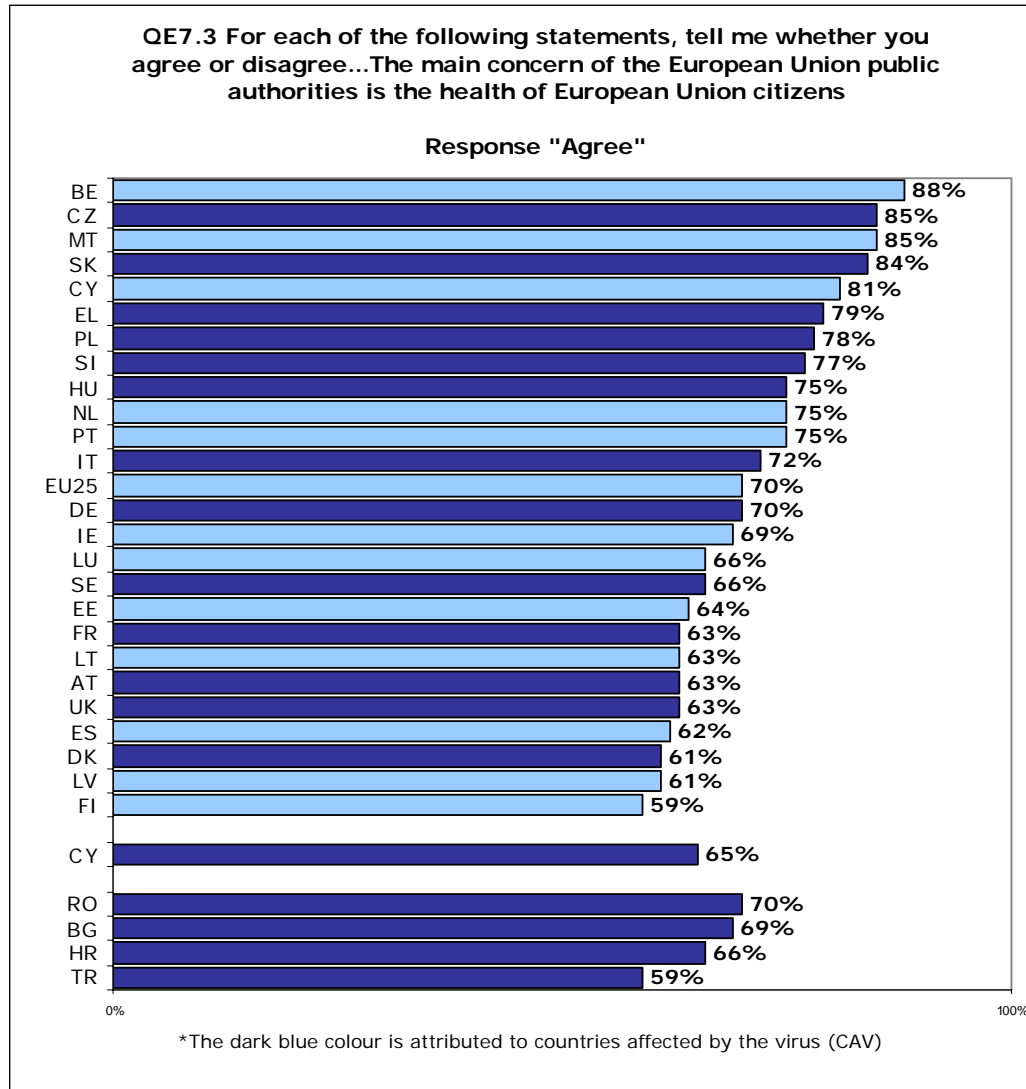
Even though citizens are divided regarding the transparency of the public authorities, **Europeans have a high level of trust in public authorities**. More than two-thirds of the EU25 citizens interviewed (70%) declared that the health of EU citizens is the main concern of the EU public authorities (compared to 21% who declared the opposite). **These results should be interpreted in relation to avian influenza which was the context of the question.**



*Analysis of results by country*

Belgium, the Czech Republic, Malta and Slovakia have the highest proportions of respondents who believe that the principal concern of the public authorities in the EU is the health of citizens (88%, 85%, 85% and 84% respectively). On the other, hand, Finland, Latvia, Denmark and Spain are the EU countries with the lowest support for this statement (59%, 61%, 61% and 62% respectively).





Socio-demographic analysis

The higher the respondent's level of education, the more confidence he/she has in the public authorities.

## CONCLUSION

**This study had three main objectives:** to determine the level of knowledge of citizens with regard to the health risks linked to both avian influenza and the policies designed to fight the spread of the virus, and finally to gain an insight into changes in consumer behaviour in view of declared, real and intended changes in this area.

The results show that the respondents **generally have a very good knowledge of the health risks linked to avian influenza**. The average of correct answers by European Union citizens regarding the statements testing their knowledge of the contamination process was 66%. It can be assumed that the **information campaigns organised were to a great extent successful and provided clear information about the health risks involved**. **This level of knowledge seems to be somewhat higher in the countries that were affected by the virus, in particular France, Germany, Denmark and Poland.**

The second part of the report shows that, as regards the knowledge of EU policies adopted to fight the spread of the virus and support poultry meat producers, **between 58% and 70% of correct answers were reported amongst EU25 citizens, which demonstrate, again, a relative success of information campaigns**. Nevertheless, only 29% of Europeans remember that influenza epidemic of 2003 was successfully contained.

If EU institutions and national public authorities wish to increase further the knowledge of citizens regarding important issues, such as the health risks linked to avian influenza and the policies designed to fight them, they should focus on improving communication strategies targeting less educated people and people without a professional activity. These categories are clearly less well informed about the risks linked to the virus and about the EU policies launched to contain the epidemic.

**European Union citizens are not very fearful of contamination through the consumption of poultry, eggs and egg-based products.** More than three quarters of EU25 citizens (78%) **declared** that they had not decreased their consumption of poultry meat compared to six months before the poll. A large proportion number of EU25 citizens declared they ate the same number of eggs (83%) and quantity of egg-based products (85%) as six months before the poll.

The last part of the report demonstrated that European citizens believe that the information provided by the media was clear and that their health was the main concern of the EU public authorities. **Nearly two-thirds of EU25 citizens interviewed declared that media information on avian influenza was clear (60% compared to 34% who thought the media were not clear) and that the European Union public authorities are sincerely concerned about the health of EU citizens (70% compared to 21%).**

# ANNEXES

# Technical note

## SPECIAL EUROBAROMETER "Avian influenza" TECHNICAL SPECIFICATIONS

Between the 27<sup>th</sup> of March and the 1<sup>st</sup> of May 2006, TNS Opinion & Social, a consortium created between Taylor Nelson Sofres and EOS Gallup Europe, carried out wave 65.2 of the EUROBAROMETER, on request of the EUROPEAN COMMISSION, Directorate-General Press and Communication, Opinion Polls.

The SPECIAL EUROBAROMETER "Avian influenza" is part of wave 65.2 and covers the population of the respective nationalities of the European Union Member States, resident in each of the Member States and aged 15 years and over. The SPECIAL EUROBAROMETER "Avian influenza" has also been conducted in the two acceding countries (Bulgaria and Romania) and in the two candidate countries (Croatia and Turkey) and in the Turkish Cypriot Community. In these countries, the survey covers the national population of citizens of the respective nationalities and the population of citizens of all the European Union Member States that are residents in those countries and have a sufficient command of one of the respective national language(s) to answer the questionnaire. The basic sample design applied in all states is a multi-stage, random (probability) one. In each country, a number of sampling points was drawn with probability proportional to population size (for a total coverage of the country) and to population density.

In order to do so, the sampling points were drawn systematically from each of the "administrative regional units", after stratification by individual unit and type of area. They thus represent the whole territory of the countries surveyed according to the EUROSTAT NUTS II (or equivalent) and according to the distribution of the resident population of the respective nationalities in terms of metropolitan, urban and rural areas. In each of the selected sampling points, a starting address was drawn, at random. Further addresses (every Nth address) were selected by standard "random route" procedures, from the initial address. In each household, the respondent was drawn, at random (following the "closest birthday rule"). All interviews were conducted face-to-face in people's homes and in the appropriate national language. As far as the data capture is concerned, CAPI (*Computer Assisted Personal Interview*) was used in those countries where this technique was available.

ABBREVIATIONS	COUNTRIES	INSTITUTES	N° INTERVIEWS	FIELDWORKDATES		POPULATION 15+
BE	Belgium	TNS Dimarso	1.020	28/03/2006	26/04/2006	8.598.982
CZ	Czech Rep.	TNS Aisa	1.068	29/03/2006	14/04/2006	8.571.710
DK	Denmark	TNS Gallup DK	1.008	29/03/2006	01/05/2006	4.380.063
DE	Germany	TNS Infratest	1.526	28/03/2006	23/04/2006	64.174.295
EE	Estonia	Emor	1.002	31/03/2006	24/04/2006	887.094
EL	Greece	TNS ICAP	1.000	28/03/2006	24/04/2006	8.674.230
ES	Spain	TNS Demoscopia	1.005	28/03/2006	24/04/2006	35.882.820
FR	France	TNS Sofres	1.020	30/03/2006	24/04/2006	44.010.619
IE	Ireland	TNS MRBI	1.003	30/03/2006	30/04/2006	3.089.775
IT	Italy	TNS Abacus	1.000	30/03/2006	01/05/2006	49.208.000
CY	Rep. of Cyprus	Synovate	507	31/03/2006	24/04/2006	552.213
CY(tcc)	Turkish Cypriot Comm.	KADEM	500	29/03/2006	15/04/2006	157.101
LV	Latvia	TNS Latvia	1.018	28/03/2006	23/04/2006	1.394.351
LT	Lithuania	TNS Gallup Lithuania	1.019	31/03/2006	23/04/2006	2.803.661
LU	Luxembourg	TNS ILReS	503	27/03/2006	24/04/2006	367.199
HU	Hungary	TNS Hungary	1.020	04/04/2006	25/04/2006	8.503.379
MT	Malta	MISCO	500	28/03/2006	21/04/2006	322.917
NL	Netherlands	TNS NIPO	1.009	04/04/2006	25/04/2006	13.242.328
AT	Austria	Österreichisches Gallup- Institute	1.017	31/03/2006	20/04/2006	6.679.444
PL	Poland	TNS OBOP	1.000	30/03/2006	26/04/2006	31.610.437
PT	Portugal	TNS EUROTESTE	1.002	31/03/2006	24/04/2006	8.080.915
SI	Slovenia	RM PLUS	1.033	30/03/2006	26/04/2006	1.663.869
SK	Slovakia	TNS AISA SK	1.078	31/03/2006	19/04/2006	4.316.438
FI	Finland	TNS Gallup Oy	1.006	27/03/2006	26/04/2006	4.279.286
SE	Sweden	TNS GALLUP	1.017	28/03/2006	24/04/2006	7.376.680
UK	United Kingdom	TNS UK	1.312	27/03/2006	26/04/2006	47.685.578
BG	Bulgaria	TNS BBSS	1.015	27/03/2006	10/04/2006	6.695.512
RO	Romania	TNS CSOP	1.007	27/03/2006	27/04/2006	18.145.036
HR	Croatia	Puls	1.000	29/03/2006	25/04/2006	3.682.826
TR	Turkey	TNS PIAR	1.005	29/03/2006	26/04/2006	47.583.830
TOTAL			29.220	27/03/2006	01/05/2006	442.620.588

For each country a comparison between the sample and the universe was carried out. The Universe description was derived from Eurostat population data or from national statistics offices. For all countries surveyed, a national weighting procedure, using marginal and intercellular weighting, was carried out based on this Universe description. In all countries, gender, age, region and size of locality were introduced in the iteration procedure. For international weighting (i.e. EU averages), TNS Opinion & Social applies the official population figures as provided by EUROSTAT or national statistic offices. The total population figures for input in this post-weighting procedure are listed above.

Readers are reminded that survey results are estimations, the accuracy of which, everything being equal, rests upon the sample size and upon the observed percentage. With samples of about 1,000 interviews, the real percentages vary within the following confidence limits:

<b>Observed percentages</b>	10% or 90%	20% or 80%	30% or 70%	40% or 60%	50%
<b>Confidence limits</b>	± 1.9 points	± 2.5 points	± 2.7 points	± 3.0 points	± 3.1 points

# Tables of results



QE1.1 For each of the following statements tell me whether, in your opinion, it is true or false.

The avian influenza virus can be transmitted between humans

	TOTAL	True	False	DK
EU25	24693	31%	60%	9%
BE	1020	32%	65%	3%
CZ	1068	34%	59%	7%
DK	1008	24%	72%	4%
D-W	1015	29%	64%	7%
DE	1526	28%	65%	7%
D-E	511	23%	71%	7%
EE	1002	34%	58%	8%
EL	1000	37%	59%	4%
ES	1005	37%	48%	14%
FR	1020	13%	81%	6%
IE	1003	41%	43%	17%
IT	1000	34%	52%	14%
CY	507	46%	44%	10%
CY (tcc)	500	27%	66%	8%
LV	1018	27%	64%	10%
LT	1019	30%	60%	10%
LU	503	24%	68%	9%
HU	1020	51%	42%	7%
MT	500	35%	56%	9%
NL	1009	42%	53%	6%
AT	1017	28%	57%	14%
PL	1000	31%	60%	9%
PT	1002	57%	31%	11%
SI	1033	43%	52%	4%
SK	1078	48%	48%	4%
FI	1006	26%	71%	3%
SE	1017	19%	76%	5%
UK	1312	30%	59%	11%
BG	1015	30%	46%	24%
RO	957	43%	39%	18%
HR	1000	40%	50%	10%
TR	1005	35%	56%	9%

QE1.2 For each of the following statements tell me whether, in your opinion, it is true or false.

Even when it is contaminated poultry is not a health risk if it is cooked

	TOTAL	True	False	DK
EU25	24693	63%	28%	10%
BE	1020	66%	32%	2%
CZ	1068	78%	16%	5%
DK	1008	73%	21%	6%
D-W	1015	72%	21%	7%
DE	1526	73%	20%	7%
D-E	511	78%	18%	4%
EE	1002	64%	24%	13%
EL	1000	74%	23%	3%
ES	1005	42%	40%	19%
FR	1020	85%	10%	5%
IE	1003	48%	40%	13%
IT	1000	52%	35%	13%
CY	507	65%	25%	10%
CY (tcc)	500	53%	40%	8%
LV	1018	62%	27%	11%
LT	1019	69%	22%	9%
LU	503	75%	19%	6%
HU	1020	64%	30%	7%
MT	500	47%	42%	11%
NL	1009	47%	41%	12%
AT	1017	59%	26%	16%
PL	1000	78%	18%	5%
PT	1002	49%	39%	12%
SI	1033	63%	31%	6%
SK	1078	64%	29%	7%
FI	1006	63%	33%	4%
SE	1017	56%	31%	13%
UK	1312	49%	38%	14%
BG	1015	65%	19%	15%
RO	957	29%	58%	13%
HR	1000	65%	27%	8%
TR	1005	55%	35%	10%

QE1.3 For each of the following statements tell me whether, in your opinion, it is true or false.

Human can catch avian influenza by touching contaminated birds

	TOTAL	True	False	DK
EU25	24693	74%	18%	8%
BE	1020	83%	16%	1%
CZ	1068	84%	11%	5%
DK	1008	70%	26%	4%
D-W	1015	81%	14%	5%
DE	1526	82%	14%	4%
D-E	511	84%	15%	1%
EE	1002	88%	8%	4%
EL	1000	85%	13%	2%
ES	1005	61%	25%	14%
FR	1020	71%	23%	6%
IE	1003	69%	19%	13%
IT	1000	67%	20%	13%
CY	507	85%	10%	4%
CY (tcc)	500	80%	12%	8%
LV	1018	63%	27%	9%
LT	1019	86%	8%	6%
LU	503	75%	20%	5%
HU	1020	79%	14%	6%
MT	500	77%	16%	7%
NL	1009	89%	8%	3%
AT	1017	74%	15%	10%
PL	1000	85%	11%	5%
PT	1002	67%	20%	12%
SI	1033	84%	14%	3%
SK	1078	85%	11%	4%
FI	1006	85%	13%	1%
SE	1017	74%	22%	4%
UK	1312	67%	21%	12%
BG	1015	77%	9%	14%
RO	957	74%	16%	10%
HR	1000	89%	7%	4%
TR	1005	77%	15%	8%

QE1.4 For each of the following statements tell me whether, in your opinion, it is true or false.

The vaccination against seasonal influenza is also effective against avian influenza

	TOTAL	True	False	DK
EU25	24693	11%	76%	12%
BE	1020	7%	88%	5%
CZ	1068	10%	85%	5%
DK	1008	6%	87%	6%
D-W	1015	7%	86%	7%
DE	1526	6%	87%	7%
D-E	511	5%	91%	4%
EE	1002	14%	69%	17%
EL	1000	31%	59%	10%
ES	1005	15%	62%	23%
FR	1020	5%	85%	10%
IE	1003	12%	69%	19%
IT	1000	14%	72%	14%
CY	507	14%	62%	24%
CY (tcc)	500	23%	58%	18%
LV	1018	15%	70%	15%
LT	1019	16%	67%	18%
LU	503	6%	82%	12%
HU	1020	15%	75%	9%
MT	500	16%	75%	9%
NL	1009	7%	89%	4%
AT	1017	16%	70%	14%
PL	1000	21%	65%	14%
PT	1002	17%	56%	27%
SI	1033	20%	73%	7%
SK	1078	27%	64%	9%
FI	1006	10%	87%	3%
SE	1017	7%	78%	15%
UK	1312	8%	78%	14%
BG	1015	15%	48%	37%
RO	957	20%	52%	28%
HR	1000	11%	78%	12%
TR	1005	34%	50%	17%

QE1.5 For each of the following statements tell me whether, in your opinion, it is true or false.

The avian influenza virus contained in an egg or present on its shell can be eliminated by prolonged cooking

	TOTAL	True	False	DK
EU25	24693	61%	21%	18%
BE	1020	58%	34%	8%
CZ	1068	74%	16%	10%
DK	1008	66%	20%	14%
D-W	1015	78%	12%	10%
DE	1526	79%	12%	9%
D-E	511	86%	9%	5%
EE	1002	61%	19%	20%
EL	1000	76%	18%	6%
ES	1005	41%	28%	31%
FR	1020	73%	10%	17%
IE	1003	34%	35%	31%
IT	1000	51%	27%	22%
CY	507	57%	23%	20%
CY (tcc)	500	65%	25%	10%
LV	1018	58%	21%	21%
LT	1019	64%	17%	19%
LU	503	71%	14%	15%
HU	1020	64%	23%	13%
MT	500	42%	34%	25%
NL	1009	48%	30%	22%
AT	1017	59%	23%	17%
PL	1000	89%	6%	4%
PT	1002	54%	25%	21%
SI	1033	67%	21%	11%
SK	1078	68%	22%	11%
FI	1006	48%	38%	14%
SE	1017	42%	32%	26%
UK	1312	38%	31%	31%
BG	1015	68%	7%	25%
RO	957	35%	35%	30%
HR	1000	52%	23%	24%
TR	1005	67%	20%	14%

QE1.6 For each of the following statements tell me whether, in your opinion, it is true or false.

If a chicken is contaminated by avian influenza on a farm, all the poultry on that farm must be destroyed immediately

	TOTAL	True	False	DK
EU25	24693	84%	9%	7%
BE	1020	90%	9%	1%
CZ	1068	83%	11%	6%
DK	1008	92%	5%	3%
D-W	1015	93%	4%	3%
DE	1526	92%	5%	3%
D-E	511	89%	10%	1%
EE	1002	85%	9%	7%
EL	1000	87%	12%	2%
ES	1005	71%	13%	16%
FR	1020	89%	7%	4%
IE	1003	83%	7%	10%
IT	1000	77%	14%	10%
CY	507	89%	7%	5%
CY (tcc)	500	82%	10%	8%
LV	1018	79%	12%	9%
LT	1019	87%	7%	5%
LU	503	87%	7%	5%
HU	1020	82%	13%	5%
MT	500	92%	5%	3%
NL	1009	85%	12%	3%
AT	1017	80%	11%	8%
PL	1000	85%	8%	7%
PT	1002	81%	12%	8%
SI	1033	82%	15%	4%
SK	1078	89%	7%	5%
FI	1006	92%	6%	2%
SE	1017	89%	7%	4%
UK	1312	79%	10%	11%
BG	1015	79%	7%	14%
RO	957	75%	13%	12%
HR	1000	89%	6%	5%
TR	1005	74%	15%	11%

QE1.7 For each of the following statements tell me whether, in your opinion, it is true or false.

It is not dangerous to eat the meat of a chicken vaccinated against avian influenza

	TOTAL	True	False	DK
EU25	24693	47%	29%	24%
BE	1020	57%	37%	6%
CZ	1068	43%	35%	22%
DK	1008	54%	28%	18%
D-W	1015	40%	37%	23%
DE	1526	41%	37%	22%
D-E	511	46%	36%	18%
EE	1002	45%	30%	25%
EL	1000	54%	31%	15%
ES	1005	40%	24%	36%
FR	1020	66%	17%	18%
IE	1003	36%	38%	26%
IT	1000	35%	36%	29%
CY	507	33%	29%	38%
CY (tcc)	500	37%	42%	22%
LV	1018	40%	34%	25%
LT	1019	36%	35%	28%
LU	503	41%	30%	28%
HU	1020	44%	39%	17%
MT	500	32%	37%	31%
NL	1009	71%	17%	11%
AT	1017	36%	36%	27%
PL	1000	51%	24%	25%
PT	1002	40%	33%	28%
SI	1033	43%	36%	21%
SK	1078	39%	40%	21%
FI	1006	42%	44%	14%
SE	1017	50%	24%	26%
UK	1312	47%	26%	28%
BG	1015	29%	24%	48%
RO	957	36%	37%	27%
HR	1000	36%	34%	31%
TR	1005	54%	27%	19%

QE1 For each of the following statements tell me whether, in your opinion, it is true or false.

Average

	Total	Average of correct answers	Average of wrong answers	DK
EU25	172853	66%	21%	13%
BE	7140	72%	24%	4%
CZ	7476	72%	19%	8%
DK	7056	73%	19%	8%
D-W	7105	73%	18%	9%
DE	10682	74%	18%	8%
D-E	3577	78%	17%	6%
EE	7013	67%	20%	13%
EL	7000	71%	24%	6%
ES	7035	52%	26%	22%
FR	7140	79%	12%	9%
IE	7024	54%	27%	18%
IT	7000	58%	26%	16%
CY	3549	62%	22%	16%
CY (tcc)	3500	63%	25%	12%
LV	7126	62%	23%	14%
LT	7133	67%	19%	14%
LU	3521	71%	17%	11%
HU	7140	64%	27%	9%
MT	3500	60%	26%	13%
NL	7063	69%	22%	9%
AT	7119	62%	22%	15%
PL	7000	73%	17%	10%
PT	7014	54%	29%	17%
SI	7231	66%	26%	8%
SK	7546	65%	26%	9%
FI	7042	70%	24%	6%
SE	7119	66%	20%	13%
UK	9184	60%	23%	17%
BG	7105	59%	16%	25%
RO	6699	49%	32%	20%
HR	7000	65%	21%	13%
TR	7035	62%	26%	13%



QE1 For each of the following statements tell me whether, in your opinion, it is true or false.

	TOTAL	At least one correct answer	1 correct answer	2 correct answers	3 correct answers	4 correct answers	5 correct answers	6 correct answers	7 correct answers	At least one wrong answer	At least one answer DK
EU25	24693	98%	2%	6%	12%	19%	23%	23%	12%	73%	42%
BE	1020	100%	1%	4%	10%	17%	26%	27%	16%	79%	18%
CZ	1068	100%	1%	2%	10%	16%	27%	30%	12%	72%	33%
DK	1008	99%	0%	4%	8%	16%	26%	27%	17%	72%	33%
D-W	1015	99%	1%	2%	8%	16%	24%	32%	15%	70%	33%
DE	1526	99%	1%	2%	8%	16%	24%	32%	16%	69%	32%
D-E	511	100%	0%	0%	8%	15%	23%	34%	21%	68%	28%
EE	1002	99%	2%	6%	13%	18%	24%	24%	11%	74%	44%
EL	1000	100%	0%	5%	9%	19%	27%	28%	11%	82%	25%
ES	1005	94%	6%	16%	19%	18%	17%	14%	4%	82%	57%
FR	1020	99%	0%	3%	4%	12%	22%	31%	27%	54%	38%
IE	1003	97%	4%	13%	23%	23%	18%	13%	3%	83%	56%
IT	1000	95%	5%	8%	15%	26%	22%	14%	6%	79%	50%
CY	507	99%	3%	10%	15%	22%	26%	17%	7%	77%	56%
CY (tcc)	500	97%	2%	3%	13%	28%	29%	18%	4%	86%	37%
LV	1018	97%	2%	6%	16%	21%	27%	19%	6%	79%	48%
LT	1019	99%	2%	6%	11%	20%	27%	26%	8%	73%	51%
LU	503	98%	2%	4%	8%	17%	26%	28%	15%	69%	46%
HU	1020	99%	2%	5%	16%	23%	25%	19%	8%	84%	37%
MT	500	100%	0%	9%	20%	29%	24%	12%	5%	79%	51%
NL	1009	100%	1%	3%	13%	24%	26%	20%	13%	77%	37%
AT	1017	97%	3%	8%	13%	20%	23%	21%	9%	73%	45%
PL	1000	100%	2%	3%	6%	17%	28%	31%	14%	70%	39%
PT	1002	97%	4%	13%	21%	22%	24%	10%	2%	87%	52%
SI	1033	99%	2%	5%	12%	22%	29%	23%	7%	84%	33%
SK	1078	99%	1%	4%	16%	21%	29%	20%	7%	87%	32%
FI	1006	100%	0%	3%	14%	21%	26%	25%	11%	80%	25%
SE	1017	100%	1%	6%	14%	23%	25%	21%	9%	74%	50%
UK	1312	97%	4%	8%	20%	22%	18%	15%	10%	74%	53%
BG	1015	94%	3%	8%	15%	19%	25%	18%	6%	63%	67%
RO	957	96%	8%	14%	27%	25%	15%	6%	2%	87%	58%
HR	1000	98%	2%	5%	14%	21%	28%	20%	8%	76%	49%
TR	1005	95%	3%	6%	15%	20%	23%	19%	9%	80%	34%

QE2.1 Compared with six months ago, tell me whether you eat more or less or just as much...?

Poultry meat

	TOTAL	More	Less	Just as much	DK
U25	24693	3%	18%	78%	1%
BE	1020	2%	20%	77%	1%
CZ	1068	4%	15%	81%	1%
DK	1008	4%	11%	85%	1%
D-W	1015	1%	23%	76%	1%
DE	1526	1%	20%	78%	1%
D-E	511	0%	11%	89%	0%
EE	1002	3%	18%	77%	2%
EL	1000	1%	45%	54%	-
ES	1005	0%	13%	86%	0%
FR	1020	4%	10%	86%	0%
IE	1003	2%	23%	73%	2%
IT	1000	6%	38%	54%	2%
CY	507	2%	33%	64%	1%
CY (tcc)	500	6%	41%	52%	1%
LV	1018	2%	12%	83%	2%
LT	1019	5%	16%	78%	1%
LU	503	2%	23%	75%	0%
HU	1020	3%	16%	81%	0%
MT	500	1%	23%	77%	0%
NL	1009	1%	9%	89%	1%
AT	1017	5%	32%	61%	2%
PL	1000	7%	10%	82%	1%
PT	1002	0%	18%	81%	0%
SI	1033	1%	16%	82%	1%
SK	1078	3%	10%	86%	0%
FI	1006	2%	13%	85%	0%
SE	1017	2%	7%	91%	1%
UK	1312	4%	10%	84%	2%
BG	1015	5%	20%	73%	2%
RO	957	3%	15%	79%	2%
HR	1000	1%	9%	89%	1%
TR	1005	8%	58%	33%	2%

QE2.2 Compared with six months ago, tell me whether you eat more or less or just as much...?

Eggs

	TOTAL	More	Less	Just as much	DK
EU25	24693	3%	13%	83%	1%
BE	1020	2%	13%	85%	0%
CZ	1068	1%	12%	86%	1%
DK	1008	2%	7%	90%	1%
D-W	1015	1%	15%	83%	1%
DE	1526	1%	14%	85%	1%
D-E	511	0%	8%	92%	-
EE	1002	3%	14%	82%	1%
EL	1000	2%	35%	63%	0%
ES	1005	1%	10%	89%	1%
FR	1020	2%	5%	92%	0%
IE	1003	3%	15%	80%	3%
IT	1000	6%	31%	62%	2%
CY	507	1%	25%	73%	1%
CY (tcc)	500	4%	40%	55%	1%
LV	1018	2%	6%	91%	1%
LT	1019	3%	10%	86%	1%
LU	503	2%	14%	84%	0%
HU	1020	3%	9%	88%	0%
MT	500	-	15%	83%	2%
NL	1009	2%	5%	92%	1%
AT	1017	4%	27%	66%	3%
PL	1000	6%	7%	86%	1%
PT	1002	0%	14%	85%	0%
SI	1033	0%	12%	87%	0%
SK	1078	3%	9%	88%	0%
FI	1006	2%	8%	90%	0%
SE	1017	2%	3%	94%	1%
UK	1312	3%	7%	88%	2%
BG	1015	4%	17%	78%	2%
RO	957	3%	11%	83%	3%
HR	1000	1%	8%	91%	1%
TR	1005	9%	53%	36%	2%

QE2.3 Compared with six months ago, tell me whether you eat more or less or just as much...?

Egg-based products

	TOTAL	More	Less	Just as much	DK
EU25	24693	2%	12%	85%	1%
BE	1020	1%	11%	87%	0%
CZ	1068	1%	15%	84%	0%
DK	1008	1%	5%	93%	1%
D-W	1015	1%	13%	85%	1%
DE	1526	1%	12%	86%	1%
D-E	511	1%	7%	93%	-
EE	1002	2%	12%	84%	2%
EL	1000	1%	31%	68%	0%
ES	1005	0%	9%	90%	1%
FR	1020	1%	4%	94%	1%
IE	1003	1%	14%	82%	3%
IT	1000	5%	27%	65%	3%
CY	507	1%	22%	75%	1%
CY (tcc)	500	4%	36%	59%	1%
LV	1018	1%	5%	93%	1%
LT	1019	3%	8%	89%	1%
LU	503	2%	10%	88%	1%
HU	1020	2%	8%	90%	0%
MT	500	-	13%	86%	1%
NL	1009	1%	3%	95%	1%
AT	1017	3%	27%	66%	4%
PL	1000	3%	7%	89%	1%
PT	1002	0%	14%	85%	1%
SI	1033	0%	9%	90%	0%
SK	1078	2%	9%	88%	1%
FI	1006	1%	8%	91%	0%
SE	1017	0%	2%	96%	1%
UK	1312	2%	7%	89%	3%
BG	1015	3%	15%	79%	3%
RO	957	3%	12%	81%	5%
HR	1000	0%	6%	93%	1%
TR	1005	9%	53%	36%	2%

QE3 Would you say that you intend to eat less poultry meat for ever or only on a temporary basis?

(IF 'EAT LESS POULTRY MEAT', CODE 2 IN QE2.1)

	TOTAL	For ever	Only on a temporary basis	DK
EU25	4418	13%	76%	11%
BE	204	21%	78%	1%
CZ	159	17%	70%	13%
DK	108	11%	76%	13%
D-W	229	17%	67%	15%
DE	309	17%	69%	15%
D-E	55	12%	80%	8%
EE	175	20%	62%	19%
EL	445	6%	93%	1%
ES	129	9%	78%	12%
FR	102	2%	95%	3%
IE	234	26%	57%	17%
IT	378	8%	79%	13%
CY	166	10%	83%	7%
CY (tcc)	205	4%	94%	1%
LV	126	8%	84%	8%
LT	164	13%	74%	13%
LU	113	8%	87%	5%
HU	163	4%	87%	9%
MT	113	6%	87%	6%
NL	91	29%	59%	12%
AT	329	15%	70%	15%
PL	100	19%	70%	11%
PT	181	9%	84%	7%
SI	161	25%	68%	7%
SK	112	9%	82%	10%
FI	132	32%	62%	6%
SE	68	22%	67%	11%
UK	128	29%	63%	8%
BG	198	5%	81%	14%
RO	140	8%	84%	8%
HR	89	12%	78%	9%
TR	581	11%	84%	5%

QE4 Which of the following reasons is the one that most explains your decision to eat less poultry meat?

(IF 'EAT LESS POULTRY MEAT', CODE 2 IN QE2.1)

	TOTAL	As you do not really know whether or not it is a health risk, as a precaution you prefer not to eat poultry meat	With everything one hears at the present time, you no longer want to eat poultry meat, but you do not think that there is any real risk	You are convinced that it is dangerous to eat poultry meat at the present time	Other (SPONTANEOUS)	DK
EU25	4418	48%	28%	15%	5%	3%
BE	204	45%	39%	13%	3%	1%
CZ	159	36%	40%	20%	2%	2%
DK	108	34%	46%	9%	10%	2%
D-W	229	48%	28%	18%	5%	1%
DE	309	48%	29%	17%	5%	1%
D-E	55	48%	33%	9%	7%	2%
EE	175	33%	26%	27%	11%	4%
EL	445	44%	39%	17%	0%	-
ES	129	47%	23%	14%	8%	7%
FR	102	54%	31%	12%	2%	2%
IE	234	45%	25%	17%	4%	8%
IT	378	54%	28%	13%	3%	2%
CY	166	49%	29%	19%	-	4%
CY (tcc)	205	47%	24%	27%	0%	1%
LV	126	42%	25%	24%	6%	4%
LT	164	31%	39%	19%	7%	4%
LU	113	41%	38%	16%	3%	2%
HU	163	48%	32%	14%	4%	2%
MT	113	62%	17%	19%	2%	0%
NL	91	49%	29%	8%	12%	3%
AT	329	42%	31%	23%	2%	2%
PL	100	40%	30%	14%	10%	6%
PT	181	60%	12%	20%	3%	5%
SI	161	26%	34%	28%	12%	0%
SK	112	48%	29%	14%	8%	1%
FI	132	32%	43%	14%	9%	2%
SE	68	50%	26%	7%	12%	5%
UK	128	45%	16%	16%	17%	6%
BG	198	47%	31%	11%	4%	7%
RO	140	43%	24%	19%	10%	4%
HR	89	38%	16%	30%	13%	4%
TR	581	37%	40%	13%	4%	6%

QE5.1 For each of the following statements tell me whether, in your opinion, it is true or false.

European legislation exists which stipulates what protection measures must be taken by national governments in the event of an avian influenza epidemic

	TOTAL	True	False	DK
EU25	24693	62%	16%	22%
BE	1020	71%	22%	7%
CZ	1068	78%	10%	12%
DK	1008	50%	36%	14%
D-W	1015	64%	22%	14%
DE	1526	64%	22%	14%
D-E	511	65%	23%	12%
EE	1002	62%	12%	26%
EL	1000	82%	10%	8%
ES	1005	52%	12%	37%
FR	1020	64%	13%	23%
IE	1003	62%	11%	27%
IT	1000	53%	15%	32%
CY	507	75%	6%	19%
CY (tcc)	500	55%	8%	37%
LV	1018	68%	12%	20%
LT	1019	68%	10%	22%
LU	503	54%	18%	28%
HU	1020	75%	7%	18%
MT	500	77%	6%	17%
NL	1009	66%	21%	13%
AT	1017	68%	14%	18%
PL	1000	77%	8%	16%
PT	1002	70%	6%	24%
SI	1033	84%	5%	11%
SK	1078	79%	9%	12%
FI	1006	69%	23%	8%
SE	1017	62%	22%	16%
UK	1312	52%	19%	29%
BG	1015	58%	6%	37%
RO	957	51%	6%	43%
HR	1000	75%	7%	18%
TR	1005	52%	15%	33%

QE5.2 For each of the following statements tell me whether, in your opinion, it is true or false.

The European Union has a committee of veterinary experts

	TOTAL	True	False	DK
EU25	24693	65%	10%	26%
BE	1020	74%	16%	10%
CZ	1068	73%	8%	19%
DK	1008	62%	15%	23%
D-W	1015	63%	11%	25%
DE	1526	63%	11%	25%
D-E	511	62%	12%	26%
EE	1002	62%	5%	33%
EL	1000	86%	9%	5%
ES	1005	58%	5%	38%
FR	1020	67%	7%	26%
IE	1003	66%	6%	28%
IT	1000	57%	12%	30%
CY	507	82%	1%	16%
CY (tcc)	500	62%	9%	29%
LV	1018	70%	5%	25%
LT	1019	62%	4%	34%
LU	503	68%	8%	24%
HU	1020	72%	6%	22%
MT	500	76%	4%	20%
NL	1009	47%	19%	33%
AT	1017	56%	15%	29%
PL	1000	79%	5%	16%
PT	1002	68%	6%	27%
SI	1033	83%	3%	14%
SK	1078	79%	7%	14%
FI	1006	77%	10%	13%
SE	1017	61%	15%	24%
UK	1312	62%	10%	28%
BG	1015	49%	4%	47%
RO	957	55%	5%	40%
HR	1000	74%	3%	22%
TR	1005	53%	11%	36%



QE5.3 For each of the following statements tell me whether, in your opinion, it is true or false.

The European Union pays financial compensation to farmers that are obliged to cull their poultry to prevent the virus from spreading

	TOTAL	True	False	DK
EU25	24693	58%	17%	25%
BE	1020	67%	24%	9%
CZ	1068	51%	26%	22%
DK	1008	47%	38%	15%
D-W	1015	64%	18%	18%
DE	1526	63%	19%	18%
D-E	511	56%	26%	18%
EE	1002	58%	14%	28%
EL	1000	61%	23%	17%
ES	1005	47%	9%	44%
FR	1020	72%	11%	17%
IE	1003	53%	11%	36%
IT	1000	57%	15%	28%
CY	507	60%	7%	33%
CY (tcc)	500	52%	17%	31%
LV	1018	60%	11%	29%
LT	1019	57%	15%	28%
LU	503	61%	12%	27%
HU	1020	65%	14%	21%
MT	500	63%	10%	28%
NL	1009	52%	29%	19%
AT	1017	58%	16%	26%
PL	1000	68%	11%	21%
PT	1002	56%	14%	31%
SI	1033	64%	18%	18%
SK	1078	47%	30%	23%
FI	1006	64%	20%	16%
SE	1017	52%	24%	24%
UK	1312	46%	19%	35%
BG	1015	57%	5%	38%
RO	957	54%	7%	39%
HR	1000	70%	9%	21%
TR	1005	52%	14%	34%

QE5.4 For each of the following statements tell me whether, in your opinion, it is true or false.

The European Union has strict controls on poultry imports

	TOTAL	True	False	DK
EU25	24693	70%	13%	17%
BE	1020	77%	20%	3%
CZ	1068	78%	12%	9%
DK	1008	63%	26%	11%
D-W	1015	79%	12%	9%
DE	1526	81%	11%	8%
D-E	511	89%	7%	4%
EE	1002	81%	4%	15%
EL	1000	82%	14%	4%
ES	1005	59%	10%	31%
FR	1020	68%	15%	17%
IE	1003	62%	13%	25%
IT	1000	65%	12%	23%
CY	507	82%	4%	14%
CY (tcc)	500	69%	4%	26%
LV	1018	68%	14%	18%
LT	1019	73%	9%	19%
LU	503	74%	14%	12%
HU	1020	80%	11%	9%
MT	500	75%	8%	17%
NL	1009	76%	15%	9%
AT	1017	71%	14%	15%
PL	1000	77%	8%	15%
PT	1002	66%	12%	22%
SI	1033	85%	6%	8%
SK	1078	83%	8%	9%
FI	1006	81%	13%	6%
SE	1017	67%	16%	16%
UK	1312	55%	19%	26%
BG	1015	69%	5%	26%
RO	957	66%	5%	29%
HR	1000	80%	6%	14%
TR	1005	51%	15%	34%

QE5.5 For each of the following statements tell me whether, in your opinion, it is true or false.

There was a major avian influenza epidemic in 2003 in the European Union and it was successfully contained

	TOTAL	True	False	DK
EU25	24693	29%	37%	34%
BE	1020	53%	36%	11%
CZ	1068	16%	57%	27%
DK	1008	28%	43%	29%
D-W	1015	24%	52%	23%
DE	1526	24%	53%	23%
D-E	511	23%	56%	21%
EE	1002	27%	33%	40%
EL	1000	36%	39%	25%
ES	1005	28%	21%	52%
FR	1020	26%	35%	38%
IE	1003	33%	27%	39%
IT	1000	32%	27%	40%
CY	507	29%	17%	54%
CY (tcc)	500	36%	9%	55%
LV	1018	28%	30%	41%
LT	1019	28%	38%	35%
LU	503	16%	49%	35%
HU	1020	27%	32%	41%
MT	500	30%	23%	48%
NL	1009	49%	36%	15%
AT	1017	26%	36%	38%
PL	1000	26%	42%	32%
PT	1002	32%	21%	47%
SI	1033	28%	43%	29%
SK	1078	24%	49%	26%
FI	1006	34%	49%	17%
SE	1017	16%	48%	36%
UK	1312	28%	33%	39%
BG	1015	27%	14%	59%
RO	957	25%	9%	66%
HR	1000	26%	32%	42%
TR	1005	38%	18%	44%

QE5 For each of the following statements tell me whether, in your opinion, it is true or false.

Average

	Total	Average of correct answers	Average of wrong answers	DK
EU25	123467	58%	17%	25%
BE	5100	65%	27%	8%
CZ	5340	68%	14%	18%
DK	5040	53%	29%	18%
D-W	5075	65%	17%	18%
DE	7630	65%	18%	18%
D-E	2555	66%	18%	16%
EE	5009	59%	12%	28%
EL	5000	70%	18%	12%
ES	5025	47%	13%	40%
FR	5100	61%	14%	24%
IE	5017	54%	15%	31%
IT	5000	52%	17%	31%
CY	2535	63%	9%	27%
CY (tcc)	2500	49%	15%	36%
LV	5090	59%	14%	27%
LT	5095	60%	13%	27%
LU	2515	61%	14%	25%
HU	5100	65%	13%	22%
MT	2500	63%	11%	26%
NL	5045	56%	27%	18%
AT	5085	58%	17%	25%
PL	5000	69%	12%	20%
PT	5010	56%	14%	30%
SI	5165	72%	12%	16%
SK	5390	67%	16%	17%
FI	5030	68%	20%	12%
SE	5085	58%	19%	23%
UK	6560	50%	19%	31%
BG	5075	49%	9%	41%
RO	4785	47%	10%	43%
HR	5000	66%	10%	23%
TR	5025	45%	19%	36%

QE5 For each of the following statements tell me whether, in your opinion, it is true or false.

	TOTAL	At least one correct answer	1 correct answer	2 correct answers	3 correct answers	4 correct answers	5 correct answers	At least one wrong answer	At least one answer DK
EU25	24693	90%	10%	15%	22%	33%	11%	54%	54%
BE	1020	98%	8%	15%	26%	36%	13%	77%	23%
CZ	1068	97%	8%	12%	23%	35%	20%	47%	47%
DK	1008	93%	14%	23%	27%	22%	7%	74%	46%
D-W	1015	94%	7%	12%	23%	37%	15%	58%	43%
DE	1526	95%	7%	13%	23%	37%	15%	58%	43%
D-E	511	98%	7%	17%	23%	36%	15%	60%	42%
EE	1002	92%	8%	14%	27%	34%	9%	47%	62%
EL	1000	99%	4%	14%	21%	43%	17%	61%	34%
ES	1005	75%	8%	13%	19%	29%	6%	43%	64%
FR	1020	93%	9%	15%	22%	35%	12%	50%	59%
IE	1003	86%	10%	16%	21%	32%	7%	51%	60%
IT	1000	87%	15%	16%	17%	31%	7%	53%	62%
CY	507	92%	6%	12%	21%	46%	8%	39%	65%
CY (tcc)	500	80%	7%	16%	24%	32%	1%	54%	62%
LV	1018	89%	7%	14%	20%	39%	9%	50%	56%
LT	1019	91%	9%	14%	21%	35%	11%	50%	59%
LU	503	95%	6%	21%	27%	27%	14%	46%	65%
HU	1020	95%	7%	13%	24%	37%	14%	47%	57%
MT	500	95%	6%	16%	24%	40%	9%	44%	66%
NL	1009	95%	13%	21%	29%	26%	7%	77%	51%
AT	1017	93%	10%	20%	22%	30%	10%	52%	58%
PL	1000	96%	6%	11%	21%	37%	21%	43%	51%
PT	1002	85%	9%	14%	15%	37%	10%	50%	54%
SI	1033	95%	4%	8%	17%	45%	22%	47%	41%
SK	1078	96%	7%	10%	23%	40%	17%	53%	39%
FI	1006	97%	6%	12%	24%	41%	15%	67%	34%
SE	1017	95%	10%	21%	26%	28%	9%	58%	57%
UK	1312	85%	14%	17%	25%	23%	7%	57%	63%
BG	1015	79%	8%	13%	20%	33%	4%	36%	71%
RO	957	79%	11%	16%	17%	31%	3%	36%	73%
HR	1000	91%	5%	8%	16%	46%	16%	40%	52%
TR	1005	74%	11%	14%	15%	31%	3%	57%	53%

QE6.1 For each of the following measures, tell me whether, in your opinion, it is already applied in the European Union.

Confining poultry within high-risk areas

	TOTAL	Yes	No	DK
EU25	24693	77%	9%	14%
BE	1020	89%	9%	2%
CZ	1068	91%	5%	4%
DK	1008	88%	6%	6%
D-W	1015	91%	4%	5%
DE	1526	92%	4%	4%
D-E	511	96%	2%	2%
EE	1002	71%	9%	20%
EL	1000	89%	10%	1%
ES	1005	66%	10%	24%
FR	1020	83%	9%	8%
IE	1003	66%	16%	17%
IT	1000	50%	15%	35%
CY	507	78%	3%	19%
CY (tcc)	500	70%	4%	26%
LV	1018	70%	11%	19%
LT	1019	80%	7%	13%
LU	503	87%	4%	9%
HU	1020	86%	7%	7%
MT	500	76%	9%	15%
NL	1009	88%	8%	4%
AT	1017	86%	7%	7%
PL	1000	85%	6%	9%
PT	1002	81%	6%	13%
SI	1033	93%	3%	4%
SK	1078	85%	8%	7%
FI	1006	91%	7%	3%
SE	1017	88%	6%	7%
UK	1312	65%	13%	23%
BG	1015	71%	3%	26%
RO	957	78%	3%	19%
HR	1000	92%	2%	6%
TR	1005	64%	10%	25%

QE6.2 For each of the following measures, tell me whether, in your opinion, it is already applied in the European Union.

Banning the importation of live poultry and poultry meat from countries outside the European Union where the presence of avian influenza has been confirmed

	TOTAL	Yes	No	DK
EU25	24693	78%	9%	13%
BE	1020	86%	11%	3%
CZ	1068	86%	7%	7%
DK	1008	79%	12%	10%
D-W	1015	89%	4%	7%
DE	1526	90%	4%	6%
D-E	511	94%	4%	2%
EE	1002	83%	4%	14%
EL	1000	85%	13%	2%
ES	1005	69%	8%	23%
FR	1020	84%	6%	10%
IE	1003	73%	7%	20%
IT	1000	68%	13%	20%
CY	507	82%	2%	16%
CY (tcc)	500	68%	7%	25%
LV	1018	77%	7%	16%
LT	1019	80%	5%	15%
LU	503	86%	5%	9%
HU	1020	82%	6%	12%
MT	500	83%	4%	14%
NL	1009	80%	11%	9%
AT	1017	79%	9%	12%
PL	1000	83%	6%	11%
PT	1002	83%	6%	11%
SI	1033	90%	4%	6%
SK	1078	88%	7%	4%
FI	1006	85%	9%	6%
SE	1017	68%	17%	15%
UK	1312	66%	13%	21%
BG	1015	76%	3%	21%
RO	957	79%	4%	17%
HR	1000	91%	2%	7%
TR	1005	60%	11%	28%

QE6.3 For each of the following measures, tell me whether, in your opinion, it is already applied in the European Union.

Banning live bird fairs\ shows in high-risk areas

	TOTAL	Yes	No	DK
EU25	24693	75%	9%	16%
BE	1020	84%	13%	3%
CZ	1068	94%	4%	3%
DK	1008	86%	7%	7%
D-W	1015	81%	8%	11%
DE	1526	82%	7%	10%
D-E	511	89%	6%	5%
EE	1002	79%	5%	16%
EL	1000	86%	11%	3%
ES	1005	64%	8%	28%
FR	1020	85%	6%	8%
IE	1003	69%	6%	25%
IT	1000	56%	13%	31%
CY	507	62%	4%	34%
CY (tcc)	500	54%	16%	31%
LV	1018	72%	8%	20%
LT	1019	78%	5%	16%
LU	503	76%	10%	14%
HU	1020	85%	6%	9%
MT	500	68%	6%	26%
NL	1009	83%	10%	7%
AT	1017	67%	15%	18%
PL	1000	81%	8%	11%
PT	1002	80%	10%	11%
SI	1033	84%	7%	9%
SK	1078	81%	11%	8%
FI	1006	82%	10%	8%
SE	1017	74%	8%	18%
UK	1312	64%	13%	22%
BG	1015	72%	3%	26%
RO	957	73%	4%	22%
HR	1000	80%	5%	16%
TR	1005	54%	15%	31%



QE6.4 For each of the following measures, tell me whether, in your opinion, it is already applied in the European Union.

Creating a safety perimeter of 3km and a second of 10km around contaminated areas

	TOTAL	Yes	No	DK
EU25	24693	71%	9%	20%
BE	1020	80%	15%	5%
CZ	1068	89%	5%	6%
DK	1008	87%	6%	8%
D-W	1015	86%	4%	10%
DE	1526	87%	4%	9%
D-E	511	90%	5%	5%
EE	1002	72%	6%	22%
EL	1000	67%	23%	10%
ES	1005	52%	9%	39%
FR	1020	80%	8%	12%
IE	1003	54%	7%	39%
IT	1000	46%	16%	38%
CY	507	67%	3%	30%
CY (tcc)	500	63%	4%	33%
LV	1018	57%	12%	31%
LT	1019	67%	9%	25%
LU	503	77%	8%	15%
HU	1020	81%	6%	13%
MT	500	61%	5%	34%
NL	1009	74%	10%	16%
AT	1017	77%	11%	12%
PL	1000	82%	5%	13%
PT	1002	71%	5%	25%
SI	1033	86%	6%	8%
SK	1078	78%	10%	11%
FI	1006	57%	24%	20%
SE	1017	72%	13%	15%
UK	1312	65%	8%	27%
BG	1015	57%	3%	40%
RO	957	55%	4%	40%
HR	1000	84%	3%	13%
TR	1005	57%	13%	31%

QE6.5 For each of the following measures, tell me whether, in your opinion, it is already applied in the European Union.

Reinforcing disinfection measures in high-risk areas

	TOTAL	Yes	No	DK
EU25	24693	80%	6%	14%
BE	1020	85%	11%	3%
CZ	1068	92%	4%	3%
DK	1008	78%	11%	11%
D-W	1015	85%	5%	10%
DE	1526	86%	5%	9%
D-E	511	90%	6%	4%
EE	1002	81%	3%	16%
EL	1000	93%	6%	1%
ES	1005	67%	7%	26%
FR	1020	89%	4%	6%
IE	1003	75%	5%	20%
IT	1000	65%	10%	25%
CY	507	81%	2%	17%
CY (tcc)	500	73%	4%	23%
LV	1018	79%	5%	16%
LT	1019	82%	3%	15%
LU	503	88%	4%	8%
HU	1020	93%	3%	4%
MT	500	83%	1%	16%
NL	1009	80%	10%	10%
AT	1017	80%	8%	11%
PL	1000	88%	3%	9%
PT	1002	86%	3%	11%
SI	1033	89%	4%	7%
SK	1078	84%	7%	8%
FI	1006	89%	5%	5%
SE	1017	77%	9%	14%
UK	1312	71%	6%	23%
BG	1015	75%	2%	23%
RO	957	81%	2%	16%
HR	1000	91%	1%	8%
TR	1005	62%	12%	27%

QE6.6 For each of the following measures, tell me whether, in your opinion, it is already applied in the European Union.

Systematically culling all poultry on farms where a case of avian influenza has been detected

	TOTAL	Yes	No	DK
EU25	24693	80%	8%	12%
BE	1020	90%	8%	2%
CZ	1068	64%	26%	10%
DK	1008	87%	7%	6%
D-W	1015	91%	3%	5%
DE	1526	92%	3%	5%
D-E	511	95%	3%	3%
EE	1002	82%	5%	13%
EL	1000	88%	11%	2%
ES	1005	68%	8%	23%
FR	1020	89%	5%	5%
IE	1003	82%	3%	15%
IT	1000	68%	13%	18%
CY	507	81%	1%	18%
CY (tcc)	500	69%	5%	26%
LV	1018	77%	7%	16%
LT	1019	83%	6%	12%
LU	503	88%	4%	8%
HU	1020	77%	12%	10%
MT	500	89%	4%	7%
NL	1009	87%	7%	6%
AT	1017	83%	8%	9%
PL	1000	84%	7%	9%
PT	1002	85%	7%	8%
SI	1033	86%	6%	8%
SK	1078	88%	6%	7%
FI	1006	91%	5%	3%
SE	1017	89%	6%	5%
UK	1312	69%	9%	22%
BG	1015	74%	5%	22%
RO	957	77%	3%	20%
HR	1000	91%	2%	7%
TR	1005	62%	13%	25%

QE7.1 For each of the following statements, tell me whether you agree or disagree.

The media disseminate clear information on avian influenza

	TOTAL	Totally agree	Tend to agree	Tend to disagree	Totally disagree	DK	Agree	Disagree
EU25	24693	18%	42%	27%	7%	6%	60%	34%
BE	1020	19%	57%	18%	5%	1%	76%	23%
CZ	1068	27%	54%	14%	4%	2%	80%	18%
DK	1008	27%	39%	25%	5%	3%	66%	31%
D-W	1015	24%	37%	28%	7%	5%	60%	35%
DE	1526	24%	38%	28%	7%	4%	62%	35%
D-E	511	25%	41%	28%	5%	1%	66%	33%
EE	1002	21%	49%	18%	4%	8%	70%	22%
EL	1000	19%	38%	30%	13%	0%	57%	43%
ES	1005	12%	37%	31%	6%	13%	49%	38%
FR	1020	12%	41%	32%	12%	3%	53%	44%
IE	1003	18%	46%	20%	9%	7%	64%	30%
IT	1000	15%	42%	30%	7%	6%	57%	37%
CY	507	19%	37%	26%	11%	8%	55%	37%
CY (tcc)	500	55%	31%	9%	2%	4%	86%	11%
LV	1018	13%	47%	29%	5%	6%	60%	34%
LT	1019	23%	41%	25%	3%	7%	64%	28%
LU	503	27%	37%	25%	10%	2%	64%	35%
HU	1020	32%	41%	19%	5%	4%	73%	24%
MT	500	18%	40%	32%	4%	5%	58%	37%
NL	1009	22%	46%	24%	5%	2%	68%	29%
AT	1017	16%	45%	26%	6%	7%	61%	32%
PL	1000	25%	49%	18%	3%	5%	74%	21%
PT	1002	16%	51%	22%	5%	6%	67%	27%
SI	1033	16%	50%	27%	4%	3%	67%	31%
SK	1078	18%	61%	15%	3%	3%	79%	18%
FI	1006	20%	52%	24%	3%	1%	72%	27%
SE	1017	38%	41%	16%	4%	1%	79%	20%
UK	1312	8%	37%	31%	8%	15%	45%	39%
BG	1015	27%	43%	15%	4%	12%	69%	18%
RO	957	31%	46%	12%	3%	9%	77%	15%
HR	1000	25%	44%	20%	5%	6%	69%	25%
TR	1005	43%	29%	13%	7%	8%	72%	20%

QE7.2 For each of the following statements, tell me whether you agree or disagree.

The European Union public authorities tell everything they know about avian influenza

	TOTAL	Totally agree	Tend to agree	Tend to disagree	Totally disagree	DK	Agree	Disagree
EU25	24693	12%	33%	33%	11%	11%	46%	43%
BE	1020	12%	47%	32%	7%	2%	59%	39%
CZ	1068	24%	52%	14%	3%	7%	75%	17%
DK	1008	16%	33%	38%	6%	7%	49%	44%
D-W	1015	15%	29%	34%	12%	9%	44%	47%
DE	1526	16%	30%	34%	12%	9%	46%	45%
D-E	511	16%	36%	31%	9%	6%	53%	41%
EE	1002	16%	42%	23%	6%	13%	58%	29%
EL	1000	18%	31%	34%	15%	2%	49%	49%
ES	1005	10%	29%	33%	8%	19%	40%	42%
FR	1020	6%	24%	43%	19%	8%	30%	62%
IE	1003	14%	35%	23%	12%	17%	49%	35%
IT	1000	12%	40%	29%	8%	11%	52%	37%
CY	507	16%	37%	23%	10%	15%	53%	32%
CY (tcc)	500	35%	30%	15%	4%	16%	65%	19%
LV	1018	9%	40%	34%	6%	11%	49%	40%
LT	1019	18%	33%	30%	5%	13%	51%	35%
LU	503	13%	23%	39%	17%	8%	36%	56%
HU	1020	29%	37%	17%	5%	12%	66%	22%
MT	500	16%	43%	27%	5%	9%	59%	32%
NL	1009	11%	33%	39%	11%	5%	44%	51%
AT	1017	20%	39%	22%	7%	12%	58%	29%
PL	1000	16%	40%	28%	5%	11%	56%	33%
PT	1002	11%	34%	35%	7%	13%	45%	42%
SI	1033	11%	38%	38%	9%	4%	49%	47%
SK	1078	16%	57%	15%	2%	9%	74%	17%
FI	1006	14%	43%	34%	6%	3%	57%	40%
SE	1017	16%	35%	26%	9%	14%	51%	35%
UK	1312	6%	26%	37%	16%	16%	32%	52%
BG	1015	17%	34%	16%	2%	31%	51%	18%
RO	957	20%	32%	21%	4%	23%	52%	25%
HR	1000	15%	39%	28%	9%	10%	54%	36%
TR	1005	26%	29%	15%	8%	22%	55%	24%

QE7.3 For each of the following statements, tell me whether you agree or disagree.

The main concern of the European Union public authorities is the health of European Union citizens

	TOTAL	Totally agree	Tend to agree	Tend to disagree	Totally disagree	DK	Agree	Disagree
EU25	24693	21%	48%	17%	4%	9%	70%	21%
BE	1020	25%	64%	9%	1%	1%	88%	11%
CZ	1068	30%	55%	8%	2%	5%	85%	10%
DK	1008	19%	42%	29%	4%	6%	61%	33%
D-W	1015	26%	42%	19%	6%	7%	68%	25%
DE	1526	26%	44%	18%	6%	6%	70%	24%
D-E	511	24%	53%	14%	6%	3%	77%	20%
EE	1002	21%	43%	21%	5%	9%	64%	26%
EL	1000	28%	51%	16%	4%	1%	79%	20%
ES	1005	15%	47%	16%	3%	19%	62%	19%
FR	1020	16%	48%	22%	7%	8%	63%	29%
IE	1003	24%	46%	12%	8%	11%	69%	20%
IT	1000	22%	51%	15%	4%	9%	72%	19%
CY	507	34%	47%	8%	3%	8%	81%	11%
CY (tcc)	500	32%	33%	12%	6%	16%	65%	19%
LV	1018	12%	49%	23%	6%	10%	61%	29%
LT	1019	23%	40%	20%	4%	12%	63%	24%
LU	503	21%	45%	14%	11%	8%	66%	25%
HU	1020	31%	44%	14%	3%	8%	75%	17%
MT	500	24%	61%	5%	1%	9%	85%	6%
NL	1009	30%	44%	18%	3%	4%	75%	21%
AT	1017	22%	41%	21%	7%	10%	63%	28%
PL	1000	24%	54%	12%	2%	8%	78%	14%
PT	1002	17%	58%	10%	2%	13%	75%	12%
SI	1033	22%	54%	17%	2%	5%	77%	19%
SK	1078	27%	57%	8%	1%	6%	84%	10%
FI	1006	15%	44%	32%	6%	3%	59%	38%
SE	1017	26%	40%	18%	7%	8%	66%	26%
UK	1312	16%	47%	17%	4%	17%	63%	20%
BG	1015	25%	44%	7%	2%	23%	69%	8%
RO	957	28%	42%	8%	2%	20%	70%	10%
HR	1000	21%	45%	18%	7%	10%	66%	24%
TR	1005	32%	27%	13%	6%	22%	59%	19%

# Questionnaire

Eurobarometer Questionnaire – 3/03/2006

TOTAL question units: 16.5

**Avian Influenza**

Q1. For each of the following statements tell me whether, in your opinion, it is true or false.

*[SHOW CARD – READ OUT – ONE ANSWER PER LINE]*

		True	False	DK
1	The avian influenza virus can be transmitted between humans	1	2	3
2	Even when it is contaminated poultry is not a health risk if it is cooked	1	2	3
3	Human can catch avian influenza by touching contaminated birds	1	2	3
4	The vaccination against seasonal influenza is also effective against avian influenza	1	2	3
5	The avian influenza virus contained in an egg or present on its shell can be eliminated by prolonged cooking	1	2	3
6	If a chicken is contaminated by avian influenza on a farm, all the poultry on that farm must be destroyed immediately	1	2	3
7	It is not dangerous to eat the meat of a chicken vaccinated against avian influenza	1	2	3

Q4 - 4 question units



- Q2. Compared with six months ago, tell me whether you eat more or less or just as much ...?

*[SHOW CARD – READ OUT – ONE ANSWER PER LINE]*

		More	Less	Just as much	NSP
1	Poultry meat	1	2	3	4
2	Eggs	1	2	3	4
3	Egg-based products	1	2	3	4

Q2 - 2 question units

**TO THOSE WHO EAT LESS POULTRY MEAT (CODES 2 IN Q2.1)**

- Q3. Would you say that you intend to eat less poultry meat for ever or only on a temporary basis?

*[READ OUT – ONE ANSWER PER LINE]*

For ever	1
Only on a temporary basis	2
DK	3

Q3 - 1 question unit

**TO THOSE WHO EAT LESS POULTRY MEAT (CODES 2 IN Q2.1)**

- Q4. Which of the following reasons is the one that most explains your decision to eat less poultry meat?

*[SHOW CARD – READ OUT – ONE ANSWER PER LINE]*

As you do not really know whether or not it is a health risk, as a precaution you prefer not to eat poultry meat	1
With everything one hears at the present time, you no longer want to eat poultry meat, but you do not think that there is any real risk	2
You are convinced that it is dangerous to eat poultry meat at the present time	3
Other (SPONTANEOUS)	4
DK	5

Q4 - 1 question unit

Q5. For each of the following statements tell me whether, in your opinion, it is true or false.

*[SHOW CARD – READ OUT – ONE ANSWER PER LINE]*

		True	False	DK
1	European legislation exists which stipulates what protection measures must be taken by national governments in the event of an avian influenza epidemic	1	2	3
2	The European Union has a committee of veterinary experts	1	2	3
3	The European Union pays financial compensation to farmers that are obliged to cull their poultry to prevent the virus from spreading	1	2	3
4	The European Union has strict controls on poultry imports	1	2	3
5	There was a major avian influenza epidemic in 2003 in the European Union and it was successfully contained	1	2	3

Q5 - 3 question units

- Q6. For each of the following measures, tell me whether, in your opinion, it is already applied in the European Union.

[SHOW CARD – READ OUT – ONE ANSWER PER LINE]

		Yes	No	DK
1	Confining poultry within high-risk areas	1	2	3
2	Banning the importation of live poultry and poultry meat from countries outside the European Union where the presence of avian influenza has been confirmed	1	2	3
3	Banning live bird fairs/shows in high-risk areas	1	2	3
4	Creating a safety perimeter of 3km and a second of 10km around contaminated areas	1	2	3
5	Reinforcing disinfection measures in high-risk areas	1	2	3
6	Systematically culling all poultry on farms where a case of avian influenza has been detected	1	2	3

Q4 – 3.5 question units

- Q7. For each of the following statements, tell me whether you agree or disagree...

[SHOW CARD – ROTATE – ONE ANSWER PER LINE]

		Totally agree	Tend to agree	Tend to disagree	Totally disagree	DK
1	The media disseminate clear information on avian influenza	1	2	3	4	5
2	The European Union public authorities tell everything they know about avian influenza	1	2	3	4	5
3	The main concern of the European Union public authorities is the health of European Union citizens	1	2	3	4	5

Q7 – 2 question units