

# The DAFNE V project

## DAta Food NETworking

THE EUROPEAN FOOD AVAILABILITY DATABANK BASED ON HOUSEHOLD BUDGET SURVEYS

Coordinated by Dr Antonia Trichopoulou

Dept. of Hygiene and Epidemiology  
Medical School, University of Athens  
WHO Collaborating Centre for Nutrition

Health Monitoring Programme of DG-SANCO



3<sup>rd</sup> meeting of the Working Party on Lifestyle  
and other Health Determinants

Luxembourg, 26 April, 2006



# The DAFNE V project

## Objectives

Aims at establishing in 5 new Member States, a nutrition monitoring system, which will contribute in:

- ❖ Increasing the understanding of dietary habits and of the socio-economic factors shaping them
- ❖ Providing data to tackle inequalities in health
- ❖ Following up changes of food availability in the MS, during recent years
- ❖ Enlarging the DAFNE food databank in order to include data from 20 EU MS and Norway; strengthening thus the capacity to plan and assess nutrition strategies and interventions within the enlarged EU

# The DAFNE V participants

**Cyprus, Ministry of Health, Dept of Medical and Public Health Services**

**Dr A. Agrotou and  
Ms E. Markidou  
Dr K. Onisiforou**

**National Statistical Office**

**Latvia Latvian Food Centre  
Central Statistical Bureau of Latvia**

**Dr V. Braznevisa  
Dr L. Sparite**

**Malta Health Promotion Department  
National Statistics Office**

**Ms. L. Pace  
Dr E. Caruanna**

**Slovakia Food Research Institute  
Statistical Office of the Slovak Republic**

**Dr K. Nemeth  
Dr. H. Sukenikova**

**Slovenia Institute of Public Health of the Republic of Slovenia  
Statistical Office of the Republic of Slovenia**

**Dr A. Manušič  
Dr S. Intihar**

# The DAFNE V project

## Work progress (12/2004 – 04/2006)

### Provision of raw HBS data

Cyprus – HBS 1997 and HBS 2003

Latvia – HBS 2002, HBS 2003 and HBS 2004

Malta – HBS 1994 and HBS 2004  
HBS 1995 (pending)

Slovakia – HBS 1997, HBS 2000 and HBS 2003

Slovenia – HBS 1998, HBS 2000 and HBS 2002

Tasks	Data management	Harmonisation of dietary variables	Harmonisation of SE variables	Preliminary results
Cyprus	√	√	√	
Latvia	√	√	√	☀
Malta	√	☀	☀	
Slovakia	√	☀	☀	
Slovenia	√	√	√	
√: Completed                      ☀: Process initiated				



*(DafneSoft)* The new web-based DAFNE-  
Software

can be freely downloaded at:

<http://www.nut.uoa.gr/dafnesoftware/>

# DAFNE Data Food NETworking

Home Info

-  [Comparison within a country](#)
-  [Trends within a country](#)
-  [Comparison between countries](#)
-  [Sample Information](#)

## The Pan-European Food Data Bank based on Household Budget Surveys

You are about to enter the DAFNE software.  
When using DAFNE data in any type of publication, you are kindly requested to inform and send a copy to the DAFNE Coordinating Centre (c/o: Anna Frantzi, Department of Hygiene and Epidemiology, 75 Mikras Asias Str, Athens 115 27, Greece, e-mail: [info@nut.uoa.gr](mailto:info@nut.uoa.gr)), so that respective countries will be accordingly informed.



2005 National and Kapodistrian University of Athens



# DAFNE Data Food NETWORKING

Home Info

- Comparison within a country
- Trends within a country
- Comparison between countries
- Sample Information

Select a country from the available list

Belgium

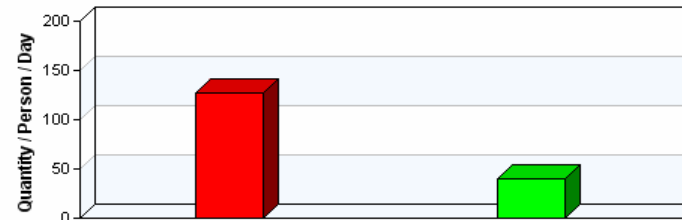
Select a year 1999

Get by Mean

- Levels
- Groups
- ABC Order
- Cheese (g)
- Milk (ml)
- Milk Products (g)
- Total Added lipids (g)
- Fish and Seafood (g)
- Nuts (g)
- Fruits (g)
- Meat and products (g)
- Potatoes (g)
- Vegetables (g)
- Fresh vegetables (g)
- Processed vegetables
- Pulses (g)
- Sugar (g)

Clear Get Data >>

## Belgium - 1999



	Mean
<span style="color: red;">■</span> Fresh vegetables (g)	127
<span style="color: green;">■</span> Processed vegetables (g)	40



Home Info

Comparison within a country Trends within a country

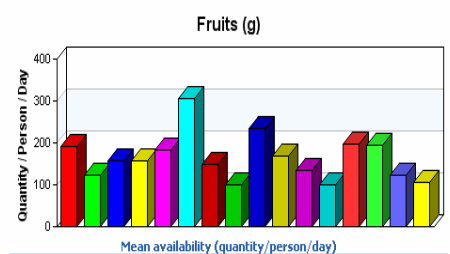
Comparison between countries Sample Information

Levels Groups ABC Order

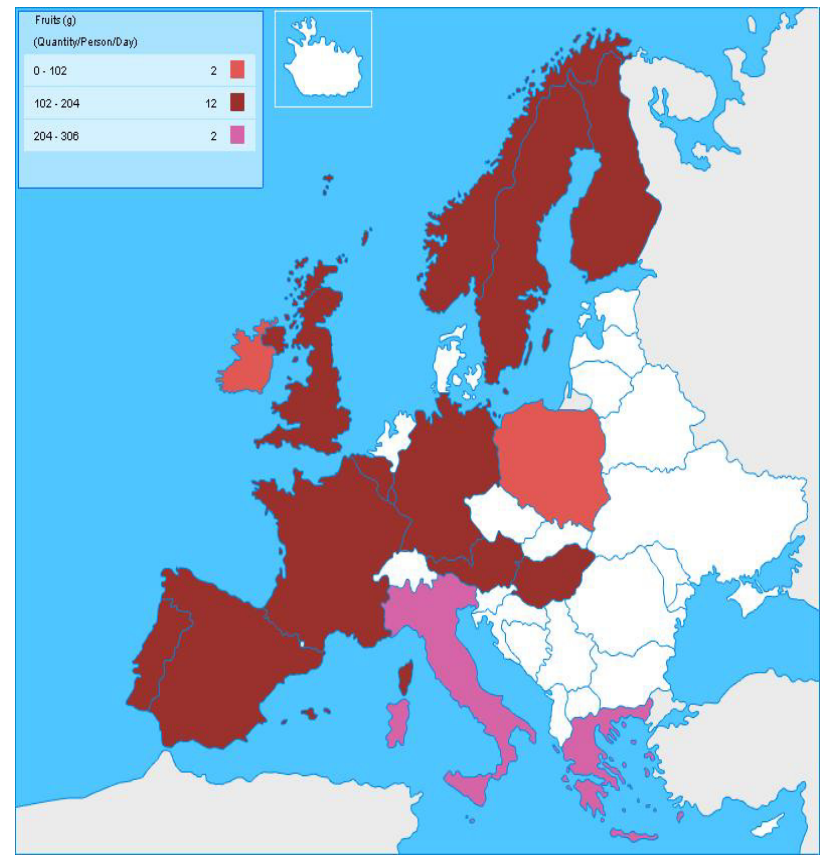
- Cheese (g)
- Milk (ml)
- Milk Products (g)
- Total Added lipids (g)
- Fish and Seafood (g)
- Nuts (g)
- Fruits (g)
- Meat and products (g)
- Potatoes (g)
- Vegetables (g)
- Pulses (g)
- Sugar (g)
- Sugar Products (g)
- Juices (g)

Austria	1999	Italy	1996
Belgium	1999	Luxembourg	1993
Finland	1998	Norway	1996 - 1998
France	1991	Poland	1988
Germany	1998	Portugal	2000
Greece	1998	Spain	1998 - 1999
Hungary	1991	Sweden	1996
Ireland	1999	Un. Kingdom	1999

Get by Mean



	Mean
Austria 1999	192
Belgium 1999	123
Finland 1998	157
France 1991	157
Germany 1998	182
Greece 1998	306
Hungary 1991	150
Ireland 1999	101
Italy 1996	233



# The DAFNE Initiative

## Activities

Currently the DAFNE Initiative aims at:

- Enlarging the Databank
- Uploading new data in the web, through DafneSoft
- Tackling limitations of the dietary data

# The DAFNE Initiative

## Activities outside the EU

Sharing the DAFNE methodology beyond Europe: Estimation of food and nutrients availability at household level in **Bolivia** using household budget surveys' data.

Paper published in the British Journal of Nutrition

Perez-Cueto FJ, Naska A, Monterrey J, Almanza-Lopez M, Trichopoulou A, Kolsteren P.

*Monitoring food and nutrient availability in a nationally representative sample of Bolivian households.*

Br J Nutr. 2006 Mar;95(3):555-67

# The DAFNE Initiative

## Activities outside the EU

Participation of **Armenia** in the **1<sup>st</sup> DAFNE Seminar** (Athens, April 26-28, 2006).

The Seminar is organised in the context of the DAFNE-West Balkan Countries project in which Albania, Croatia and Serbia-Montenegro participate.

Representatives from the National Statistical Offices, from Ministries of Health and National Nutrition Institutes will participate.

### Seminar Facilitators:

- Personnel of the Athens DAFNE team
- Representative from the WHO Regional Office, Europe

# The DAFNE Initiative

## Tackling limitations

*Eating out: Habits, Determinants, and Recommendations for Consumers and the European Catering Sector*

### The **HECTOR** Coordination Action

#### Objectives:

- To *enhance* knowledge on eating out through *evaluating* the out-of-home dietary patterns and *identifying* services provided by and practices applied in the European catering enterprises, including SMEs
- To *develop* and *evaluate* strategies and concrete measures for promoting healthy out-of-home dietary choices
- **To exploit the use of data on out-of-home expenditures regularly collected through HBS in order, to develop a methodological framework which would allow the assessment and monitoring of both the within-home and out-of-home food choices**

35 Participants (17 universities, 5 Governmental or non-governmental organisations, 6 Catering Enterprises and 7 SMEs)

Coordinating Centre: Athens, Greece

Deliverables...: Training concepts, educational materials, leaflets aiming at promoting healthy eating out choices among European consumers

**This paper was produced for a meeting organized by Health & Consumer Protection DG and represents the views of its author on the subject. These views have not been adopted or in any way approved by the Commission and should not be relied upon as a statement of the Commission's or Health & Consumer Protection DG's views. The European Commission does not guarantee the accuracy of the data included in this paper, nor does it accept responsibility for any use made thereof.**