

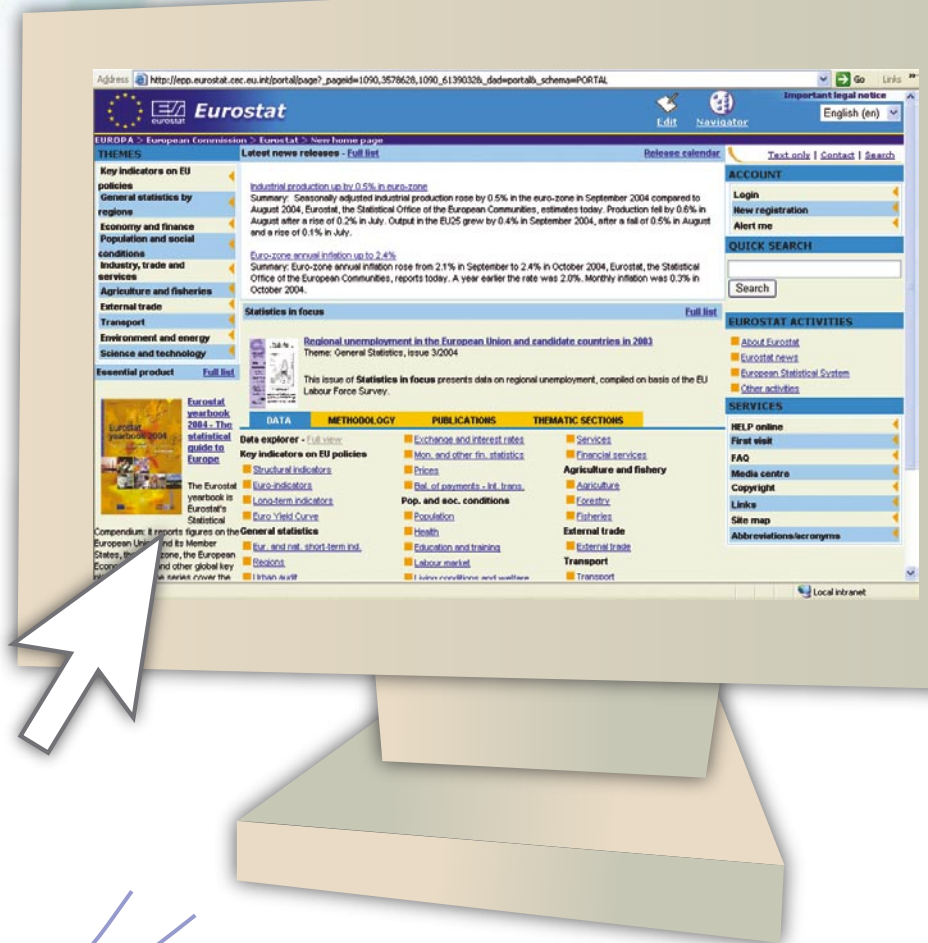


Your free access to European statistics

<http://www.europa.eu.int/comm/eurostat/>

Eurostat is the Statistical Office of the European Communities. It publishes official harmonised statistics on the European Union and the euro zone and offers a comparable, reliable and objective portrayal of a changing Europe. A vast range of data broken down by region and country of the enlarged European Union and by candidate country is available to you.


To produce these statistics, Eurostat collects data from the national statistical institutes and harmonises them according to a single methodology. The data thus obtained are genuinely comparable for the European Union as a whole.



NOW:
**All Eurostat data are available
FREE OF CHARGE on its Internet site!**

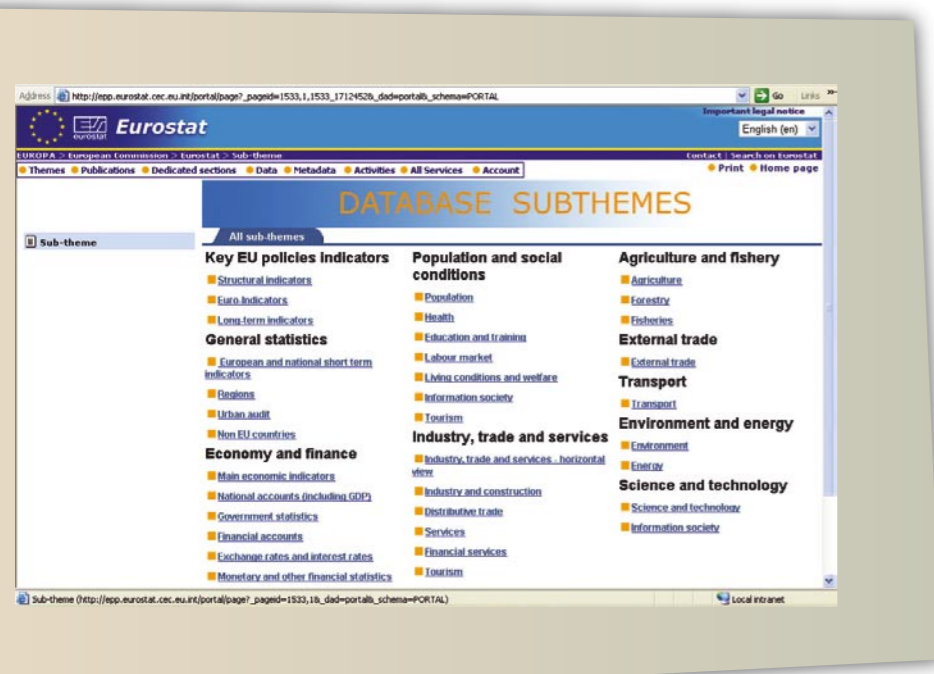
Consultation, seven days a week and 24 hours a day, of Eurostat's statistical information and data.

Information published on the Eurostat site is available in English, French and German and can be downloaded free of charge.





<http://www.europa.eu.int/comm/eurostat/>
Your free access to European statistics



Eurostat statistics are organised by themes and subjects



| | 1993 | 1994 | 1995 | 1996 | 1997 | 1998 | 1999 | 2000 | 2001 | 2002 | 2003 | 2004 |
|-------------------|----------|----------|----------|----------|----------|----------|----------|----------|----------|----------|----------|----------|
| EU (25 countries) | 444173.4 | 445024.1 | 446000.4 | 447062.0 | 448094.5 | 449250.3 | 450077.5 | 451041.2 | 453316.2 | 454058.9 | 454881.6 | 456014.8 |
| EU (15 countries) | 368463.2 | 370421.0 | 371405.6 | 372716.4 | 373799.8 | 374720.0 | 375719.5 | 376666.3 | 378528.1 | 379324.1 | 380099.0 | 380873.3 |
| Euro-zone | 297011.7 | 298198.4 | 299073.3 | 299923.2 | 300775.1 | 301497.9 | 302190.5 | 303141.5 | 304434.3 | 304828.7 | 305205.8 | 305664.6 |
| Belgium | 10068.3 | 10100.8 | 10130.6 | 10143.0 | 10170.2 | 10192.3 | 10213.8 | 10239.1 | 10263.4 | 10289.7 | 10316.8 | 10346.0 |
| Czech Republic | 10325.7 | 10334.0 | 10332.2 | 10321.1 | 10309.1 | 10299.1 | 10289.6 | 10278.1 | 10266.5 | 10258.4 | 10253.3 | 10241.5 |
| Denmark | 5180.6 | 5196.6 | 5216.7 | 5251.0 | 5294.9 | 5313.6 | 5300.0 | 5349.2 | 5368.4 | 5383.5 | 5397.6 | 5407.1 |
| France | 60074.8 | 61330.1 | 61538.0 | 61817.5 | 62012.2 | 62057.4 | 62037.0 | 62163.5 | 62289.5 | 62440.3 | 62596.7 | 62631.7 |
| Germany | 1511.3 | 1477.0 | 1448.1 | 1425.2 | 1406.0 | 1393.1 | 1379.2 | 1372.1 | 1367.0 | 1361.2 | 1356.0 | 1350.8 |
| Greece | 10420.1 | 10511.0 | 10595.1 | 10673.7 | 10744.6 | 10809.3 | 10861.4 | 10903.7 | 10931.1 | 10958.0 | 11006.4 | 11041.9 |
| Spain | 39173.5 | 39218.9 | 39264.4 | 39309.1 | 39353.9 | 39397.9 | 39434.4 | 39465.7 | 39492.4 | 39515.5 | 39535.9 | 39553.9 |
| Italy | 57289.3 | 57385.0 | 57478.3 | 57569.8 | 57659.8 | 57748.0 | 57834.6 | 57919.7 | 58003.7 | 58086.0 | 58166.5 | 58245.3 |
| Ireland | 3694.4 | 3693.2 | 3691.6 | 3690.1 | 3688.5 | 3686.9 | 3685.3 | 3683.7 | 3682.2 | 3680.8 | 3679.3 | 3677.8 |
| Italy | 60460.2 | 61381.5 | 62302.8 | 63224.1 | 64145.4 | 65066.7 | 65988.0 | 66909.3 | 67830.6 | 68751.9 | 69673.2 | 70594.5 |
| Cyprus | 819.2 | 832.9 | 846.4 | 859.3 | 872.2 | 885.1 | 897.9 | 910.7 | 923.5 | 936.3 | 949.1 | 961.9 |



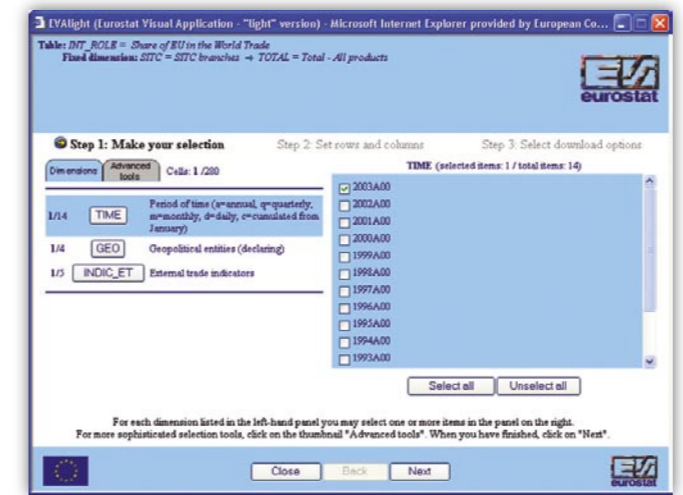
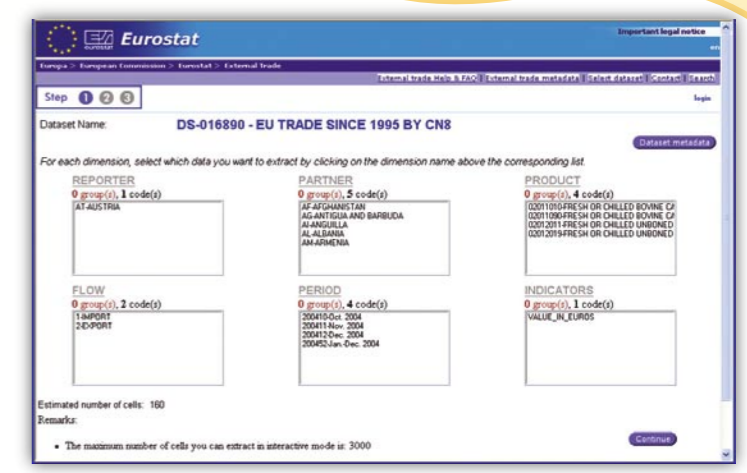
Pre-defined tables

Key EU policies indicators are pre-defined tables and include 'short term economic data' available for the euro zone, the EU and the Member States, 'Long term indicators' on many areas of life and 'Structural indicators' covering the domains of employment, innovation, research, economic reform, social cohesion, and the environment.

Self-defined extractions

Data can be extracted online with the help of a user-friendly browser EVA light (Eurostat Visual Application –light version).

The data are available in multidimensional tables. The dimensions of the tables cover countries, units, variables, periodicity, etc.



Eurostat databases are available free of charge online



According to the needs of the user, there are two ways to access the data: a general user can find the data he is looking for via the 'Key EU policies indicators' entry (pre-defined tables), while a specialist can find more sophisticated data via the entry to detailed databases (self-defined extractions).

The macroeconomic and social databases were created for all those who require high-quality statistical information as an aid to decision-making. More than 300 million data are available. They are subdivided into themes and



subjects. Links to the methodology, which follows the IMF's (International Monetary Funds) common 'Special Data Dissemination Standard (SDDS)', provide full information for specialised users. The database is updated daily.



Statistics on the external trade of the European Union and on trade between the Member States are based on the combined nomenclature and cover some 11 000 products traded each year with some 250 partner countries.

Data are updated monthly and can be extracted with a specific tailor-made browser for 'external trade data'. More advanced functionalities (queries) are available after registration.

Photo credits (from left to right):
PhotoDisc
European Communities, 2004
Stockbyte
PhotoDisc
Digital Vision
PhotoDisc

Electronic versions of publications are available free of charge online

Electronic versions can be downloaded in PDF format.

Publications can be searched by theme or collection.

News Releases provide the latest information on euro-indicators and on social, demographic, regional, agricultural or environmental topics.

Overview publications

★ Statistics in focus

This collection provides updated summaries of the main results of surveys, studies and statistical analyses. It is published for all the themes and comprises 4 to 12 pages per issue. More than 200 issues are published per year.

★ Panorama of the EU

This collection highlights the characteristics and trends of a multi-sectoral or sectoral theme. The publications comprise about 200 pages of analyses, tables and graphs.

★ Pocketbooks

These are pocket-sized publications providing the main indicators for the European Union, the euro zone, the Member States and their partners.

Specialised publications

★ Detailed tables

The tables give some or all of the statistical data compiled on a theme or sector.

★ Methods and nomenclatures

★ Working papers



European statistical data support helps internet users

Eurostat set up with the members of the 'European Statistical System' a network of support centres, which exist in nearly all Member States as well as in some EFTA countries. Their mission is to provide help and guidance to Internet users of European statistical data.

