



Antimicrobial Resistance

Fieldwork: November - December 2009

Publication: April 2010

Report

Survey commissioned by the Directorate-General for Health and Consumers and coordinated by the Directorate-General Communication ("Research and Political Analysis" Unit).

This document does not represent the views of the European Commission.
The interpretations and opinions expressed are solely those of the authors.

Eurobarometer 72.5

"ANTIMICROBIAL RESISTANCE"

Survey carried out by TNS Opinion & Social at the
request of the Directorate-General for Health and
Consumers

Coordinated by the Directorate-General
Communication

TNS Opinion & Social
Avenue Herrmann Debroux, 40
1160 Brussels
Belgium

Table of contents

INTRODUCTION	5
SUMMARY	9
1. THE USE OF ANTIBIOTICS	12
1.1. Antibiotics taken during the last twelve months.....	12
1.2. How citizens obtained their last course of antibiotics.....	17
1.3. The reason why respondents last took antibiotics	21
2. KNOWLEDGE ABOUT ANTIBIOTICS.....	25
2.1. Do antibiotics kill viruses?	29
2.2. Are antibiotics effective against colds and flu?.....	33
2.3. Does the unnecessary use of antibiotics make them ineffective?	37
2.4. Does taking antibiotics often give rise to side-effects such as diarrhoea?	40
3. THE ANTIBIOTIC AWARENESS CAMPAIGN.....	43
3.1. Taking information on board	43
3.2. Means of conveying information	47
3.3. The influence of information on opinions on antibiotics.....	53
3.4. The impact of the campaign on behaviour	57
3.5. The most trustworthy sources of information.....	62
3.6. The fact that everyone has a role to play to ensure that antibiotics remain effective.....	66
CONCLUSION	69

ANNEXES

**MEMORANDUM ON THE SURVEYS CARRIED OUT BEFORE/AFTER THE
EUROPEAN ANTIBIOTIC AWARENESS DAY ON 18 NOVEMBER 2009
TECHNICAL SPECIFICATIONS
QUESTIONNAIRE
TABLES**

INTRODUCTION

Antimicrobial agents are synthetic or natural substances used to destroy or prevent the growth of bacteria, viruses and other micro-organisms (antibiotics are microbial agents which only react against bacteria). These substances have played a significant role in improving public health by helping to reduce the number of deaths from diseases and infections which were previously incurable or fatal.

However, we now know that an increasing number of patients are infected by micro-organisms which have developed a resistance to these agents. This antimicrobial resistance is a natural phenomenon, but it is accelerated by the excessive and uncontrolled use of these substances, thereby jeopardizing the medical successes achieved. In Europe as in the world as a whole, antimicrobial resistance is now a real threat to public health, resulting in longer, more complicated courses of treatment, a greater risk of death and extra costs for healthcare systems.

The European Union has therefore put in place a Community strategy against antimicrobial resistance,¹ aimed at both human and veterinary medicine and supported by initiatives to encourage the prudent use of these substances in human medicine².

However, the general public still have many preconceived ideas concerning antimicrobial substances and in particular antibiotics and their effects. For example, 53% of Europeans still believe that antibiotics kill viruses and 47% believe that they are effective against colds and flu.

To combat these misconceptions, since 2008 the European Union has organised an annual antibiotic awareness campaign in the 27 European Union countries, providing an opportunity to reconsider some preconceived ideas concerning antibiotics.

The aim of the second European Antibiotic Awareness Day on 18 November 2009³, coordinated by the European Centre for Disease Prevention and Control (ECDC), was to

¹ Commission Communication, of 20 June 2001, on a Community strategy against antimicrobial resistance [COM(2001) 333 final Volume I - Not published in the Official Journal].

² Council Recommendation of 15 November 2001 on the prudent use of antimicrobial agents in human medicine [COM(2001) 333 final Volume II – Not published in the Official Journal].

warn Europeans of the public health threat of antimicrobial resistance and, consequently, to call for a more responsible use of antibiotics.

Against the background of this Europe-wide effort to raise public awareness about the importance of the prudent use of antibiotics, the Directorate-General for Health and Consumers wanted to ascertain how knowledgeable Europeans are about antibiotics. The main objective of this survey was to attempt to assess current knowledge among European citizens, and to determine the best ways of raising public awareness of the risk and the impact of such campaigns on opinion, with the ultimate aim of changing behaviour. A very brief survey on this subject was carried out in 2002, which will enable us to compare changes in the behaviour of Europeans in this area⁴.

The methodology used for this survey is that of the Eurobarometer surveys. A technical note on the way in which the interviews were conducted by the various polling institutes of the TNS Opinion & Social network is annexed to this report. This note explains the methods used for the interviews and confidence intervals.

The interviews for this survey were carried out between 13 November and 9 December 2009, that is to say before and after the European Antibiotic Awareness Day.

This report is divided into three main parts, structured as follows:

- We will focus first of all on the use of antibiotics by Europeans; this will enable us to ascertain how they obtained their antibiotics and why they took them.
- We will then examine public knowledge and preconceptions about antibiotics, in order to identify what types of messages should be improved or repeated.
- Finally, we will analyse the potential impact of antibiotic awareness campaigns on the knowledge and practices of Europeans in this area.

³ The European Antibiotic Awareness Day web site can be accessed via the following link: <http://ecdc.europa.eu/en/EAAD/Pages/Home.aspx>

⁴ The results of this survey are available on: http://ec.europa.eu/public_opinion/archives/ebs/ebs_183.3_fr.pdf



The Eurobarometer web site can be consulted at the following address:

http://ec.europa.eu/public_opinion/index_fr.htm

We would like to take this opportunity to thank all the respondents throughout the continent who gave their time to take part in this survey.

Without their active participation, this survey would quite simply not have been possible.

In this report, the countries are referred to by their official abbreviation:

ABBREVIATIONS

EU27	European Union – 27 Member States
DK	Don't know
BE	Belgium
BG	Bulgaria
CZ	Czech Republic
DK	Denmark
DE	Germany
EE	Estonia
EL	Greece
ES	Spain
FR	France
IE	Ireland
IT	Italy
CY	Republic of Cyprus
LT	Lithuania
LV	Latvia
LU	Luxembourg
HU	Hungary
MT	Malta
NL	The Netherlands
AT	Austria
PL	Poland
PT	Portugal
RO	Romania
SI	Slovenia
SK	Slovakia
FI	Finland
SE	Sweden
UK	United Kingdom

SUMMARY

The results of this survey enable us to identify behavioural patterns in the use of antibiotics in the European Union, and also give us a better idea of public knowledge on this subject. Finally, they provide us with information on the possible impact of an antibiotic awareness campaign.

1. The use of antibiotics

- Forty percent of Europeans said that they had taken antibiotics in the last twelve months, either in the form of tablets, powder or syrup. This result is very much in line with the 2002 survey result (that survey was conducted in the then 15 Member States).
- More than nine out of ten Europeans (95%) said that they had obtained antibiotics on prescription or directly from a medical practitioner. Only 3% of respondents had obtained them without a prescription from a pharmacy and 2% said that they had some left over from a previous course of treatment.
- Nevertheless, this European average conceals fairly significant differences between Member States, with respondents in southern European Union countries being the most likely to use antibiotics.
- Similarly, contrary to expectation, young people in the 15 to 24 age group are the most likely to have taken antibiotics during the past year.

2. Knowledge of antibiotics

- There is room for improvement as regards knowledge of antibiotics. One in five respondents (20%) said they had taken antibiotics to treat flu, although we know that antibiotics do not act against viruses. 14% also said that they had taken antibiotics for a cold.
- Only 20% of respondents made no errors when asked whether four statements regarding antibiotics were true or false.

- 53% of Europeans wrongly said that the statement "antibiotics kill viruses" was true;
- 47% of Europeans wrongly believed that "antibiotics are effective against colds and flu"; however a similar number of respondents (46%) also believed that the statement was false;
- on the other hand, the vast majority of respondents (83%) were aware that the unnecessary use of antibiotics makes them ineffective;
- similarly, more than two out of three respondents (68%) were aware that antibiotics can cause side-effects such as diarrhoea.

3. Antibiotic awareness campaigns

- More than one in three Europeans (37%) remembered receiving information advising against taking antibiotics unnecessarily during the last 12 months.
- Almost a third of respondents (30%) who had been advised against taking antibiotics unnecessarily were given this information by their doctor. A similar proportion of respondents (29%) said that they had seen a TV advertisement, while 15% said that they had read something about it in the press or had seen it on the TV news.
- Almost two-thirds of Europeans who had received information on antibiotics (62%) said that the information received in the last twelve months had not made them change their views; the results of this survey show that some of them were undoubtedly already aware of the issue.
- Among the respondents who had changed their views as a result of being advised not to take antibiotics unnecessarily:
 - a very large majority (76%) said that in the future they would always consult a doctor when they thought they need an antibiotic;
 - almost two in ten people interviewed (19%) said that they would no longer take antibiotics without a prescription from a doctor;
 - almost one in five respondents (18%) said that they would no longer self-medicate with antibiotics;

- and 12% stated that they would no longer keep left-over antibiotics for the next time they are ill.
- The vast majority of Europeans (88%) would consult a doctor to obtain reliable information on antibiotics. Doctors are thus seen as the most legitimate source of information concerning antibiotics. 42% of respondents would prefer to go to a pharmacy.
- Finally, aware of the potentially harmful effects of the unnecessary use of antibiotics, eight out of ten Europeans (81%) agree that "Everyone has a role to play to ensure that antibiotics remain effective". Moreover, 42% "totally agree" (and 39% "tend to agree") with this statement.

1. THE USE OF ANTIBIOTICS

In order to try to assess how knowledgeable Europeans are about antibiotics, some questions in this survey dealt with respondents' use of antibiotics over the last twelve months and the way in which they obtained the antibiotics they took.

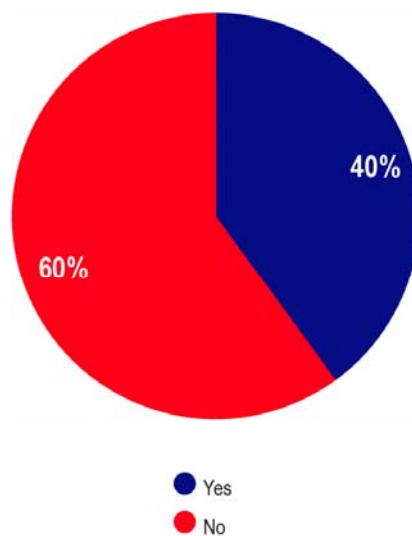
1.1. Antibiotics taken during the last twelve months

Forty percent of Europeans have taken antibiotics

The answers to the first question on the use of antibiotics during the last twelve months enabled us to ascertain, as a first step, whether Europeans tend to use antibiotics readily or sparingly when they have health problems⁵.

The first fact of note is that 40% of Europeans have taken antibiotics orally during the past year, either in the form of tablets, powder or syrup.

QD1a. Have you taken any antibiotics orally such as tablets, powder or syrup in the last 12 months?































 EU27

⁵ QD1a Have you taken any antibiotics orally such as tablets, powder or syrup in the last 12 months?

These results are very much in line with those recorded in the 2002 Eurobarometer study on antibiotics (that survey was conducted in the then 15 Member States) when 60% of Europeans said that they had not taken antibiotics, compared with 38% who stated the opposite.

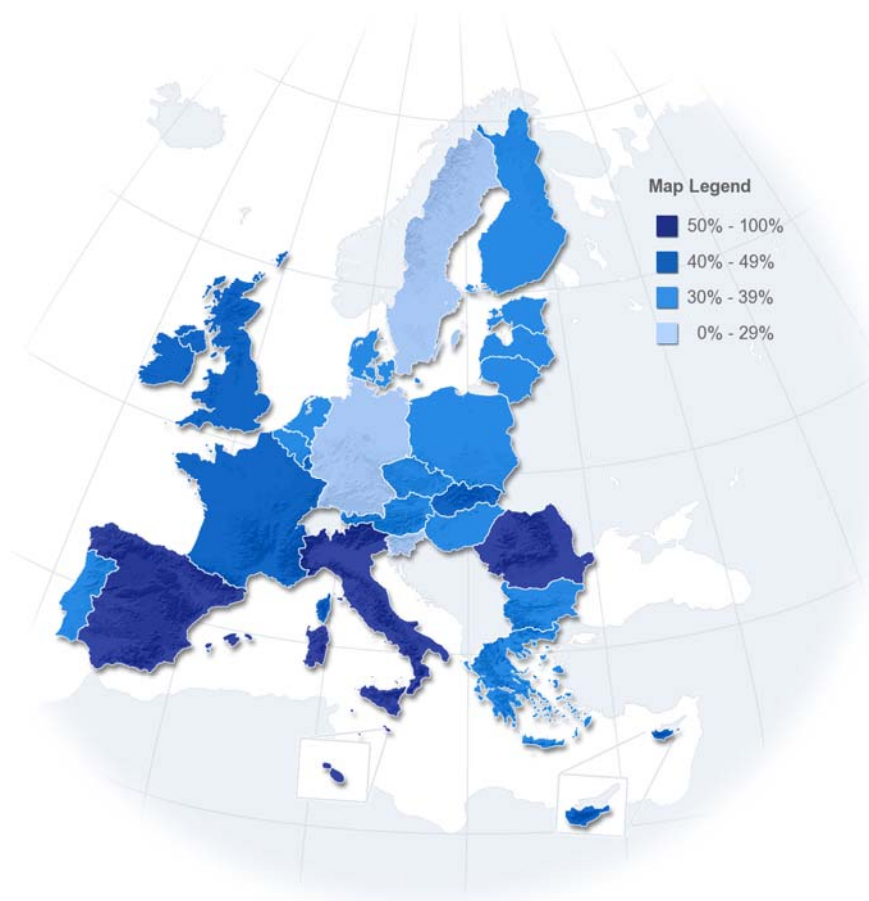
Nevertheless, this European average conceals fairly significant differences from one Member State to another.

Respondents in southern European Union countries are the most likely to use antibiotics. Thus, a majority of respondents in Italy (57%), Malta (55%), Spain (53%) and Romania (51%) have taken antibiotics. On the other hand, citizens in the more northerly countries are the least likely to do so: (except for Slovenia). This concerns in particular in Sweden and Germany, with 22% and 28% respectively, followed by Denmark and the Netherlands (30% each).

 IT	57%
 MT	55%
 ES	53%
 RO	51%
 IE	45%
 SK	44%
 CY	44%
 FR	42%
 UK	42%
 LU	40%
 EU27	40%
 LT	37%
 AT	37%
 HU	36%
 BE	36%
 BG	35%
 EE	34%
 EL	34%
 CZ	33%
 PT	33%
 PL	33%
 FI	32%
 LV	31%
 NL	30%
 DK	30%
 DE	28%
 SI	27%
 SE	22%

Question: QD1a. Have you taken any antibiotics orally such as tablets, powder or syrup in the last 12 months?

Answers: Yes








A socio-demographic analysis of the results also highlights some differences between Europeans:

- Women are more likely than men to have taken antibiotics (43% versus 37%).
- Similarly, somewhat surprisingly, young people in the 15-24 age group are far more likely than people aged 55 or over to have done so during the last twelve months (46% versus 39%).
- Living in a conglomeration also seems to influence the habits of Europeans as regards antibiotics: 43% of respondents who live in large towns have taken antibiotics, compared with 41% of those living in small and medium-sized towns and only 38% in rural villages.
- However, there is no correlation between the most fortunate and the most disadvantaged socio-professional categories: students (47%), people looking after the home and employees (45% each) are all among the most likely to have taken antibiotics, while the respondents the least likely to have taken them include managers (35%) and self-employed people (37%), as well as manual workers (38%), unemployed people (39%) and pensioners (40%).

Finally, it is interesting to note **the negative correlation between the use of antibiotics and the level of objective knowledge of antibiotics**: those with the lowest objective knowledge are more likely to use them (42% compared with 38% of those who obtained the highest scores on these questions). We shall return to this in the third part of this report.

QD1a Have you taken any antibiotics orally such as tablets, powder or syrup in the last 12 months?

	Yes	No
EU27	40%	60%
Sex		
 Male	37%	63%
Female	43%	57%
Age		
 15-24	46%	54%
25-39	41%	59%
40-54	38%	62%
55 +	39%	61%
Education (End of)		
 15-	40%	60%
16-19	39%	61%
20+	40%	60%
Still studying	47%	53%
Respondent occupation scale		
 Self-employed	37%	63%
Managers	35%	65%
Other white collars	45%	55%
Manual workers	38%	62%
House persons	45%	55%
Unemployed	39%	61%
Retired	40%	60%
Students	47%	53%
Subjective urbanisation		
 Rural village	38%	62%
Small/mid size town	41%	59%
Large town	43%	57%
Level of knowledge about antibiotics		
Poor	42%	58%
Average	41%	59%
Good	38%	62%

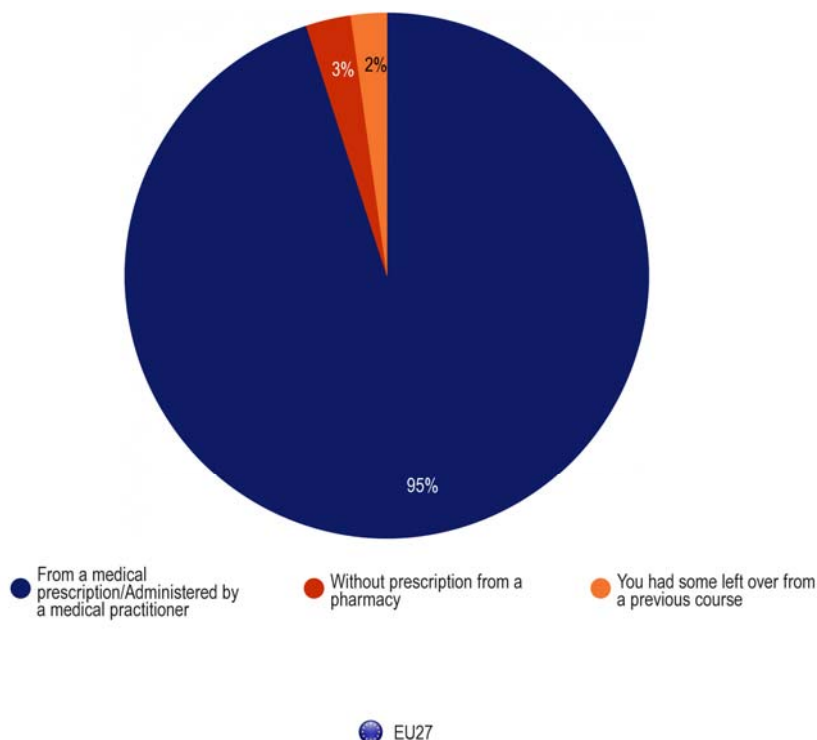
1.2. How citizens obtained their last course of antibiotics

The vast majority of Europeans obtain antibiotics on medical prescription

When they want to obtain antibiotics Europeans rely first and foremost on medical prescriptions and antibiotics administered by a medical practitioner⁶. These methods were mentioned by 95% of respondents, whereas 3% said that they had obtained antibiotics without a prescription and 2% said that they had used antibiotics left over from a previous course of treatment.

In 2002, at the time of the last Eurobarometer survey on this subject, 93% of Europeans stated that they had used prescribed antibiotics, while 4% had obtained them without a prescription and 3% had kept antibiotics prescribed for a previous course of treatment.

QD1b. How did you obtain the last course of antibiotics that you used?































⁶ QD1b How did you obtain the last course of antibiotics that you used?

Almost all respondents in Finland (99%), Sweden, Germany, Luxembourg, Portugal and the Czech Republic (all 98%) said that they had taken either medically prescribed antibiotics or antibiotics administered by a medical practitioner. Romania was the only European country where fewer than eight out of ten citizens had obtained antibiotics from a doctor (79%).

Romania is also the only country where more than one in ten respondents (16%) said that they had obtained antibiotics from a pharmacy without a medical prescription. The next highest scores for this method were recorded in Lithuania (7%), Greece (7%), Cyprus (6%) and Latvia (6%). It should be noted that in fifteen Member States, the corresponding proportion varies between 0 and 2%. In those countries, therefore, this method of obtaining antibiotics is used by only a tiny minority of citizens.

Finally, the proportion of Europeans who have used antibiotics left over from a previous course of treatment is as low as 2%, with scores varying between 0% (Ireland, Cyprus, Slovenia, Finland and the United Kingdom) and 5% (Latvia and Lithuania) in the European Union Member States.





QD1b How did you obtain the last course of antibiotics that you used?
 (Asked to respondents saying that they have taken any antibiotics in the last 12 months? - base = 10803)

		From a medical prescription/ Administered by a medical practitioner	Without prescription from a pharmacy	You had some left over from a previous course
	EU27	95%	3%	2%
	BE	95%	2%	2%
	BG	91%	5%	1%
	CZ	98%	1%	1%
	DK	97%	0%	1%
	DE	98%	1%	1%
	EE	88%	5%	4%
	IE	96%	1%	0%
	EL	89%	7%	3%
	ES	92%	4%	3%
	FR	97%	1%	1%
	IT	95%	1%	3%
	CY	94%	6%	0%
	LV	88%	6%	5%
	LT	86%	7%	5%
	LU	98%	0%	1%
	HU	92%	5%	2%
	MT	94%	4%	1%
	NL	97%	1%	1%
	AT	93%	4%	2%
	PL	96%	1%	1%
	PT	98%	1%	1%
	RO	79%	16%	3%
	SI	97%	2%	0%
	SK	96%	2%	2%
	FI	99%	1%	0%
	SE	98%	1%	1%
	UK	97%	2%	0%

Apart from geographical differences, there are some slight differences by the respondent's socio-demographic profile. Thus, unemployed people are the least likely to have obtained antibiotics under medical supervision (91%, compared with - for example - 98% of pensioners). The older the respondents are the more likely they are to have obtained antibiotics from a medical practitioner: 93% of those aged between 15 and 24 compared with 97% of those aged 55 or over.

QD1b How did you obtain the last course of antibiotics that you used?

(Asked to respondents saying that they have taken any antibiotics in the last 12 months
- base = 10803)

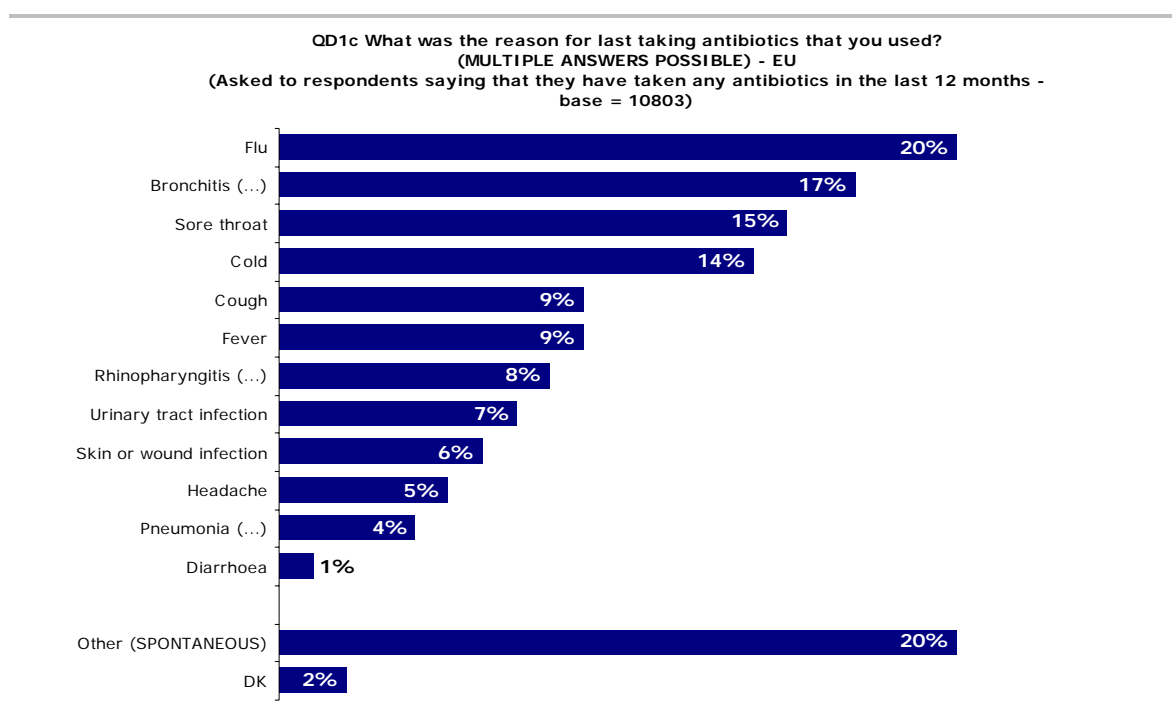
	From a medical prescription/ Administered by a medical practitioner	Without prescription from a pharmacy	You had some left over from a previous course
EU27	95%	2%	3%
Sex			
 Male	94%	2%	3%
 Female	95%	2%	2%
Age			
 15-24	93%	2%	4%
25-39	93%	2%	4%
40-54	95%	2%	3%
55 +	97%	1%	1%
Respondent occupation scale			
 Self-employed	93%	2%	4%
Managers	94%	1%	4%
Other white collars	94%	2%	3%
Manual workers	94%	2%	4%
House persons	94%	3%	2%
Unemployed	91%	3%	5%
Retired	98%	1%	1%
Students	93%	2%	3%

1.3. The reason why respondents last took antibiotics

Flu is the most frequently mentioned reason for taking antibiotics

In response to the question "What was the reason for last taking antibiotics that you used?" a relative majority of respondents (20%) mentioned flu, although it is known that antibiotics are ineffective against viruses⁷. 14% also said that they had taken them for a cold.

17% of Europeans took antibiotics to treat bronchitis and 15% for a sore throat.































Respondents in Spain (32%), followed by those in Austria (31%), Cyprus (28%), Bulgaria and Malta (26%), Greece (25%), Slovakia (24%), Italy and Germany (23%) are the most likely to have taken antibiotics for flu.

Likewise, citizens in Romania (40%), Bulgaria (32%), Latvia (30%), Greece and Cyprus (27% each), Spain (24%) and Hungary and Austria (23% each) are the most likely to have taken antibiotics to treat a cold.

⁷ QD1c What was the reason for last taking antibiotics that you used? (MULTIPLE ANSWERS POSSIBLE)

QD1c What was the reason for last taking antibiotics that you used? (MULTIPLE ANSWERS POSSIBLE)

(Asked to respondents saying that they have taken any antibiotics in the last 12 months - base = 10803)

		Flu	Bronchitis (...)	Sore throat	Cold	Cough	Fever	Rhino- pharyngitis (...)	Urinary tract infection	Skin or wound infection	Headache	Pneumonia (...)	Diarrhoea	Other (SPONT.)	DK
	EU27	20%	17%	15%	14%	9%	9%	8%	7%	6%	5%	4%	1%	20%	2%
	BE	18%	24%	14%	12%	6%	4%	14%	5%	6%	5%	5%	1%	18%	2%
	BG	26%	16%	18%	32%	15%	14%	3%	5%	2%	6%	7%	0%	6%	1%
	CZ	19%	27%	14%	8%	7%	12%	10%	14%	3%	6%	6%	3%	8%	1%
	DK	10%	7%	10%	3%	2%	3%	13%	14%	18%	1%	15%	2%	24%	1%
	DE	23%	20%	8%	11%	5%	4%	4%	9%	9%	3%	4%	2%	17%	3%
	EE	13%	12%	7%	15%	6%	8%	5%	4%	2%	9%	6%	2%	33%	2%
	IE	15%	22%	15%	5%	3%	2%	6%	10%	5%	2%	5%	0%	19%	2%
	EL	25%	8%	17%	27%	13%	10%	4%	4%	5%	6%	5%	0%	18%	0%
	ES	32%	8%	25%	24%	17%	18%	6%	4%	3%	12%	3%	2%	18%	1%
	FR	8%	20%	14%	7%	5%	6%	12%	7%	7%	4%	3%	1%	26%	0%
	IT	23%	24%	19%	7%	8%	10%	16%	7%	4%	1%	3%	1%	14%	0%
	CY	28%	9%	9%	27%	7%	4%	6%	5%	5%	8%	2%	3%	26%	0%
	LV	11%	14%	13%	30%	6%	2%	4%	3%	5%	4%	4%	0%	25%	1%
	LT	19%	16%	10%	19%	8%	8%	4%	4%	5%	3%	6%	0%	25%	2%
	LU	19%	13%	8%	4%	1%	1%	11%	8%	6%	1%	3%	0%	24%	1%
	HU	22%	12%	31%	23%	15%	19%	5%	3%	1%	9%	9%	2%	6%	1%
	MT	26%	7%	31%	17%	7%	9%	3%	3%	7%	3%	3%	0%	12%	3%
	NL	4%	14%	4%	4%	4%	2%	12%	15%	11%	2%	11%	2%	31%	2%
	AT	31%	23%	23%	23%	20%	21%	4%	8%	4%	10%	11%	3%	6%	0%
	PL	19%	24%	14%	22%	5%	7%	4%	4%	2%	3%	3%	1%	14%	4%
	PT	22%	9%	21%	8%	4%	7%	1%	5%	5%	2%	2%	0%	21%	3%
	RO	20%	10%	10%	40%	13%	14%	6%	8%	3%	11%	6%	1%	14%	4%
	SI	5%	10%	20%	7%	5%	8%	5%	11%	8%	7%	11%	1%	29%	0%
	SK	24%	25%	27%	7%	18%	22%	5%	9%	2%	10%	7%	1%	8%	1%
	FI	7%	19%	3%	1%	1%	2%	21%	10%	14%	1%	5%	1%	24%	0%
	SE	6%	6%	8%	3%	1%	3%	11%	23%	16%	2%	7%	2%	27%	0%
	UK	12%	14%	10%	7%	6%	3%	2%	7%	10%	3%	2%	1%	35%	2%
Highest percentage per country		Lowest percentage per country													
Highest percentage per item		Lowest percentage per item													

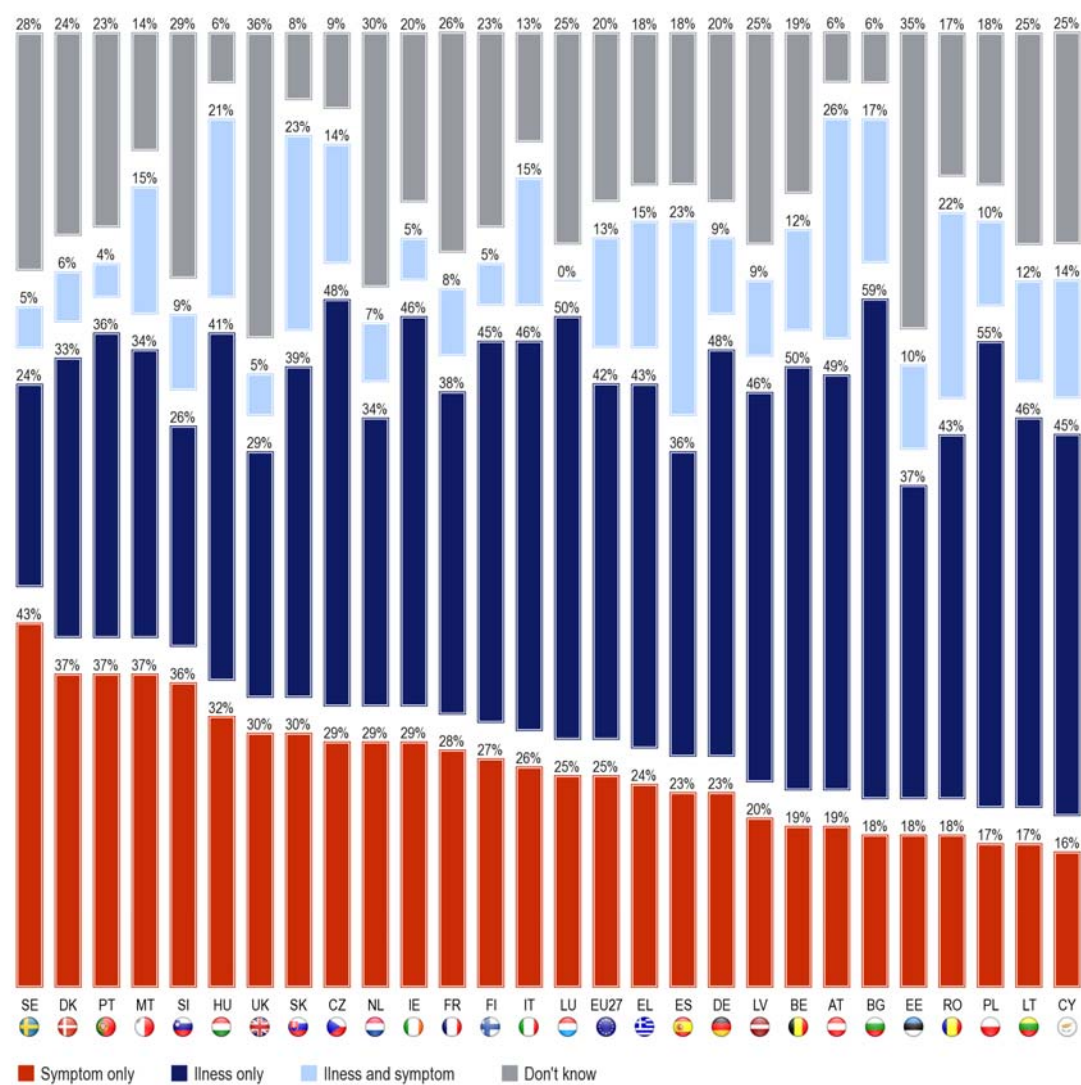
From a socio-demographic point of view, it is interesting to note that young people are more likely than older respondents to take antibiotics. For example, 23% of those in the 15-24 age group have taken them for flu, compared with 16% of those aged 55 or over. Similarly, to treat a cold: 16% of those aged between 15 and 24 take antibiotics compared with 11% of those aged over 55.

Respondents with a better objective knowledge of antibiotics seem to behave more responsibly: thus, among the most knowledgeable respondents, only 8% have taken antibiotics for flu and 3% for a cold whereas 27% of the people who are ill-informed about the known effects of antibiotics have taken them to treat flu and 19% for a cold.

Once the answers to this question are grouped together, we note that a relative majority (42%) of the people interviewed have taken antibiotics only to treat a disease whereas a quarter of respondents (25%) have taken them only for a symptom. A minority (13%) have taken them for both a diagnosed illness and a symptom.

A particularly high proportion of Europeans take antibiotics to treat only a symptom, and not a disease, in Sweden (43%), Denmark, Portugal and Malta (37% each), Slovenia (36%), Hungary (32%) and Slovakia and Great Britain (30%).

QD1cT. What was the reason for last taking antibiotics that you used?



Question asked to respondents who said that they had taken antibiotics during the last 12 months –
basis = 10803

2. KNOWLEDGE ABOUT ANTIBIOTICS

Still room for improvement

Having seen how Europeans take antibiotics, we shall now examine how knowledgeable they are about antibiotics⁸.

Respondents were asked to say whether they thought that four statements about antibiotics were true or false. The statements were the following:





























- Antibiotics kill viruses.
- Antibiotics are effective against colds and flu.
- Unnecessary use of antibiotics makes them become ineffective.
- Taking antibiotics often has side-effects, such as diarrhoea.

The first two statements are known to be false. Antibiotics do not kill viruses and are therefore ineffective against colds and flu. However the two following statements are true.

Only 20% of the people interviewed during the survey gave four right answers. 93% gave at least one right answer, 34% two right answers and 23% three right answers. The European average of right answers is 2.3 out of 4.

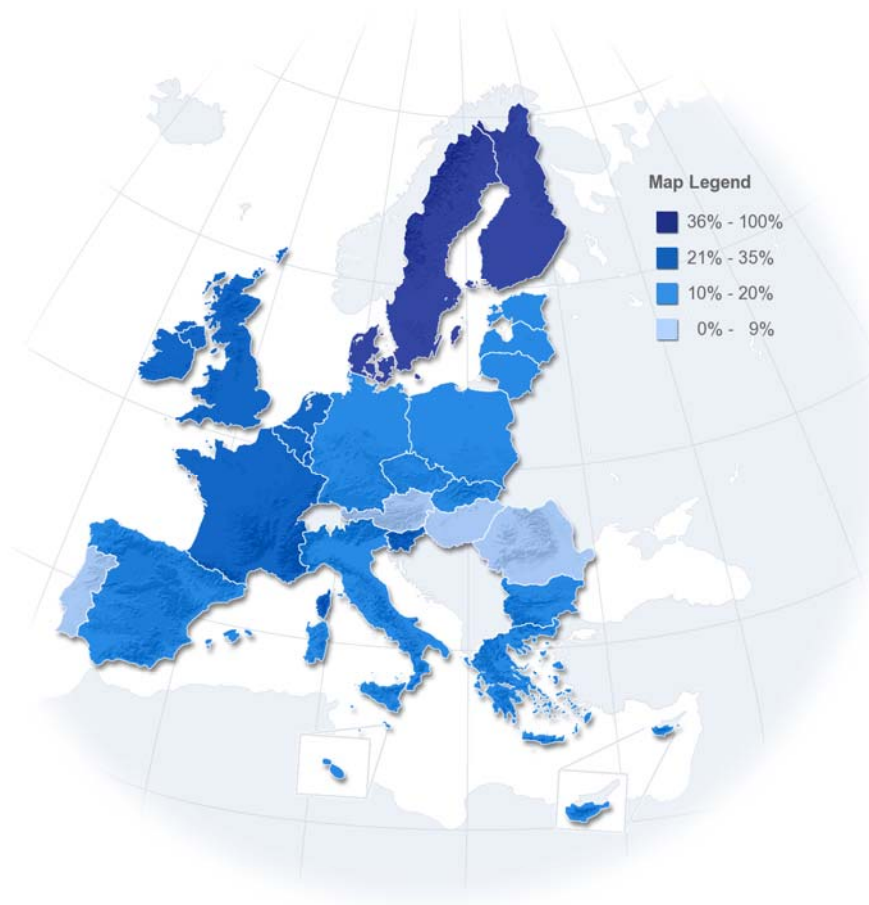
Respondents in northern countries are clearly among the best informed about the effects of antibiotics (and, as noted earlier, this goes hand in hand with a more sensible use of antibiotics). The countries where the most citizens gave four right answers are Finland (44%), Sweden (39%) and Denmark (37%), followed by Slovenia, Belgium and France (33% each), and Great Britain (31%).

⁸ QD2a. For each of the following statements, please tell me whether you think it is true or false. 1. Antibiotics kill viruses; 2. Antibiotics are effective against colds and flu; 3. Unnecessary use of antibiotics makes them become ineffective; 4. Taking antibiotics often has side-effects such as diarrhoea

 FI	44%
 SE	39%
 DK	37%
 FR	33%
 SI	33%
 BE	33%
 UK	31%
 NL	27%
 IE	25%
 LU	23%
 EU27	20%
 SK	20%
 EE	18%
 PL	16%
 DE	15%
 IT	14%
 EL	13%
 LV	13%
 BG	13%
 ES	12%
 CZ	12%
 LT	11%
 CY	10%
 MT	10%
 HU	9%
 AT	8%
 PT	5%
 RO	4%

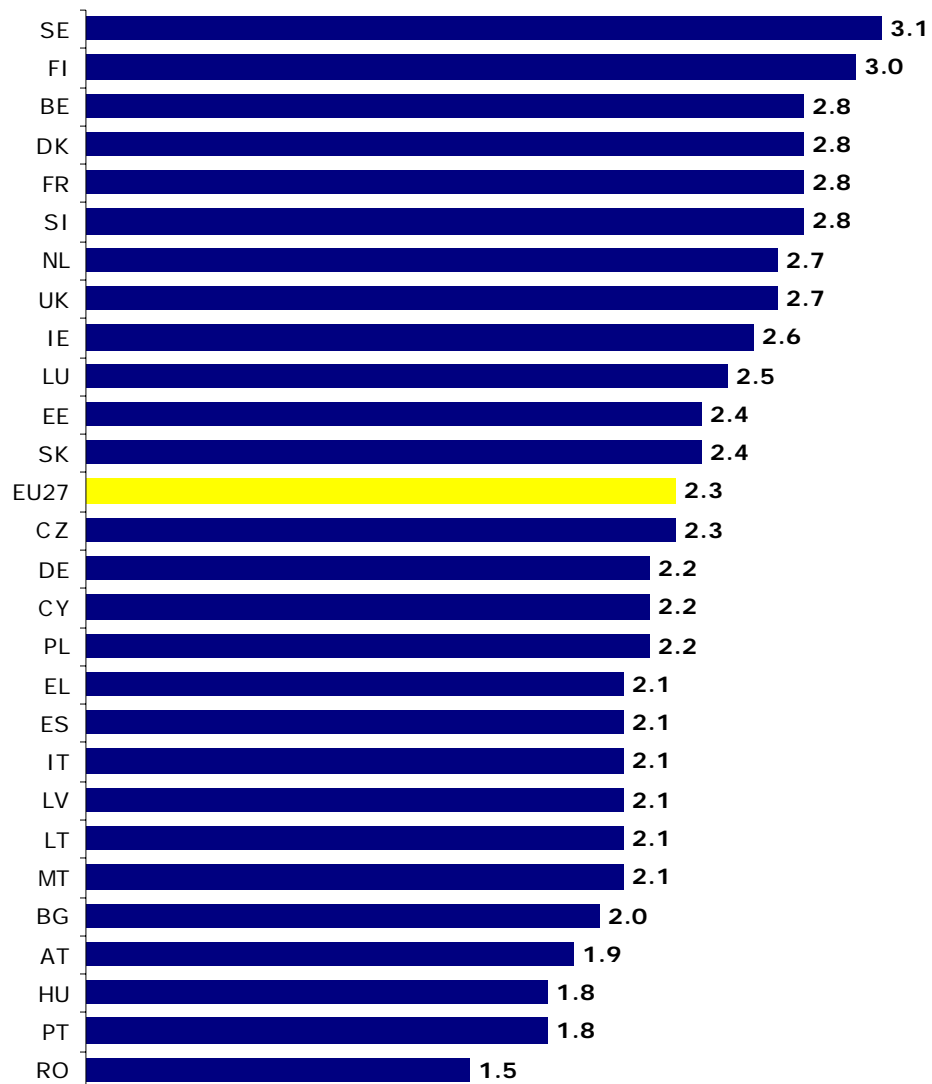
Question: QD2aT. For each of the following statements, please tell me whether you think it is true or false.

Answers: 4 correct answers



Without following any particular geographical pattern, the least well-informed respondents (that is to say those whose average number of right answers was less than or equal to 2) are mainly found in Romania (1.5), Portugal and Hungary (1.8), Austria (1.9) and Bulgaria (2.0).

**QD2a For each of the following statements, please tell me whether you think it is true or false.
Average number of correct answers**



Apart from geographical differences, there are some significant differences in accordance with the respondent's socio-demographic profile.



Thus, although the average number of right answers is 2.3 out of 4, some categories recorded far higher scores:

- It seems that the longer respondents have studied the more likely they are to give the right answers: respondents who stayed in education until at least the

age of 20 have an average score of 2.7 (compared with 2.1 for those who left school at the age of 15 or earlier).

- Similarly, managers have an average score of 2.8, compared with 2.2 for unemployed people and 2.3 for manual workers, people looking after the home and pensioners.
- Finally, **the people who say that they have received information advising them not to take antibiotics unnecessarily have a far higher average score than those who have not received such information (2.7 versus 2.1). This result shows that the information has been absorbed by the people who received it.**

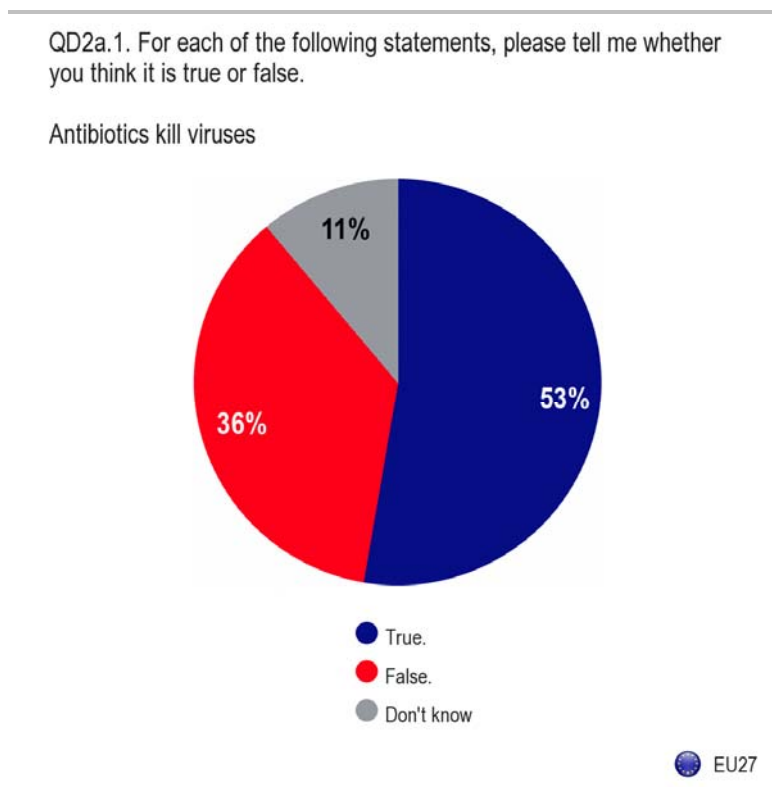
However, the average scores of respondents who have taken antibiotics and those who have not are identical (2.3 for both groups). This confirms the results analysed above, i.e. **many people using antibiotics do not take them with full knowledge of the facts.**

QD2a For each of the following statements, please tell me whether you think it is true or false. Average number of correct answers	
EU27	2.3
Education (End of)	
 15-	2.1
16-19	2.3
20+	2.7
Still studying	2.1
Respondent occupation scale	
 Self-employed	2.4
Managers	2.8
Other white collars	2.4
Manual workers	2.3
House persons	2.3
Unemployed	2.2
Retired	2.3
Students	2.1
Have taken antibiotics	
Yes	2.3
No	2.3
Information about antibiotics	
Yes	2.7
No	2.1

2.1. Do antibiotics kill viruses?





























The majority of Europeans believe that antibiotics act against viruses

53% of Europeans wrongly believed that "Antibiotics kill viruses". Only a third (36%) knew that this was false and one in ten Europeans (11%) could not answer.



Respondents were the least likely to know that antibiotics are ineffective against viruses in Portugal and Romania (where only 14% gave the right answer), Austria (17%), Malta (18%), Lithuania (20%), Cyprus (21%) and Bulgaria (22%).

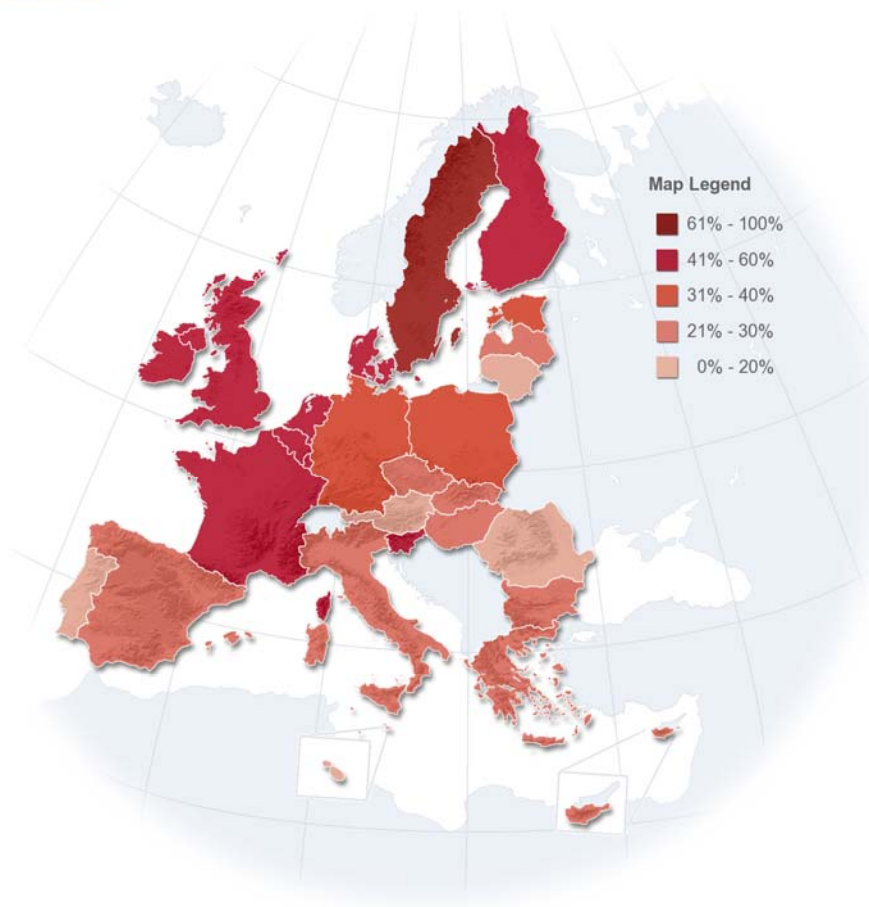
Conversely, the majority of the countries where respondents are the most likely to know that antibiotics are ineffective against viruses tend (once again) to be in the north of the European Union: Sweden (73%), Finland and France (58%), Belgium (56%), the Netherlands and Denmark (52% each) and Great Britain (50%).

 SE	73%
 FR	58%
 FI	58%
 BE	56%
 DK	52%
 NL	52%
 UK	50%
 SI	47%
 LU	46%
 IE	45%
 EU27	36%
 PL	33%
 EE	32%
 DE	31%
 IT	29%
 SK	29%
 HU	27%
 LV	26%
 CZ	26%
 EL	24%
 ES	23%
 BG	22%
 CY	21%
 LT	20%
 MT	18%
 AT	17%
 PT	14%
 RO	14%

Question: QD2a.1. For each of the following statements, please tell me whether you think it is true or false.

Option: Antibiotics kill viruses

Answers: **False.**








A socio-demographic analysis of the results reveals the following:

- Firstly, **women seem to be better informed than men**: 39% of them rightly said that the statement "antibiotics kill viruses" is false, whereas only 34% of men gave the right answer.
- Age also plays a role as regards knowledge of antibiotics: there is a difference of 10 points between the 40-54 age group (42% of whom stated that QD2a.1 statement is false) and the 15-24 age group (only 32% knew it was false).
- Respondents from a more fortunate background, or who have gone on to higher education, are also more likely to have a better knowledge of the effects of antibiotics:
 - o thus, 52% of Europeans who stayed in education until at least age 20 are aware that antibiotics do not kill viruses (compared with 26% of those who left school at the age of 15);
 - o 56% of managers also gave the right answer, compared with only 32% of unemployed people and housepersons, 33% of pensioners and 34% of manual workers.
- It is also significant that **the number of wrong answers to this question is higher among those who have taken antibiotics over the last 12 months**. A possible consequence of this ignorance is that a not insignificant number of these respondents may well have taken antibiotics that they did not need.
- Finally, **the fact that respondents have been exposed to information about antibiotics during the last 12 months also plays an important role**. There is a significant 16 point difference in results between respondents who have and have not received such information (46% versus 30%): yet more evidence that citizens retain the messages about antibiotics.

QD2a.1 For each of the following statements, please tell me whether you think it is true or false.

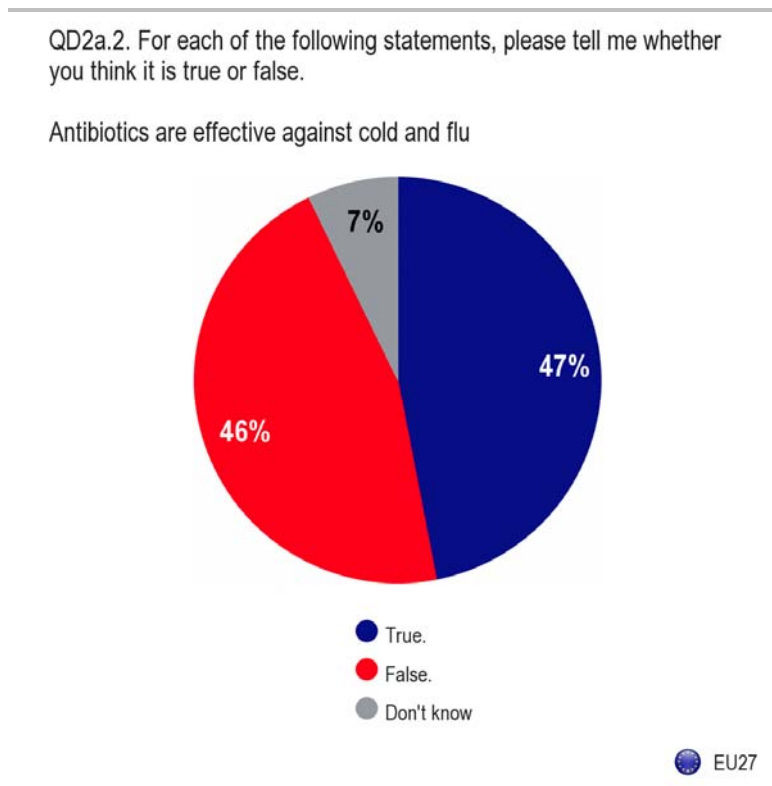
Antibiotics kill viruses

	True	False	DK
EU27	53%	36%	11%
Sex			
 Male	54%	34%	12%
 Female	52%	39%	9%
Age			
 15-24	58%	32%	10%
25-39	55%	37%	8%
40-54	48%	42%	10%
55 +	52%	34%	14%
Education (End of)			
 15-	58%	26%	16%
16-19	56%	34%	10%
20+	42%	52%	6%
Still studying	53%	37%	10%
Respondent occupation scale			
 Self-employed	53%	37%	10%
Managers	39%	56%	5%
Other white collars	55%	38%	7%
Manual workers	55%	34%	11%
House persons	56%	32%	12%
Unemployed	57%	32%	11%
Retired	53%	33%	14%
Students	53%	37%	10%
Have taken antibiotics			
Yes	57%	35%	8%
No	50%	38%	12%
Information about antibiotics			
Yes	47%	46%	7%
No	57%	30%	13%

2.2. Are antibiotics effective against colds and flu?

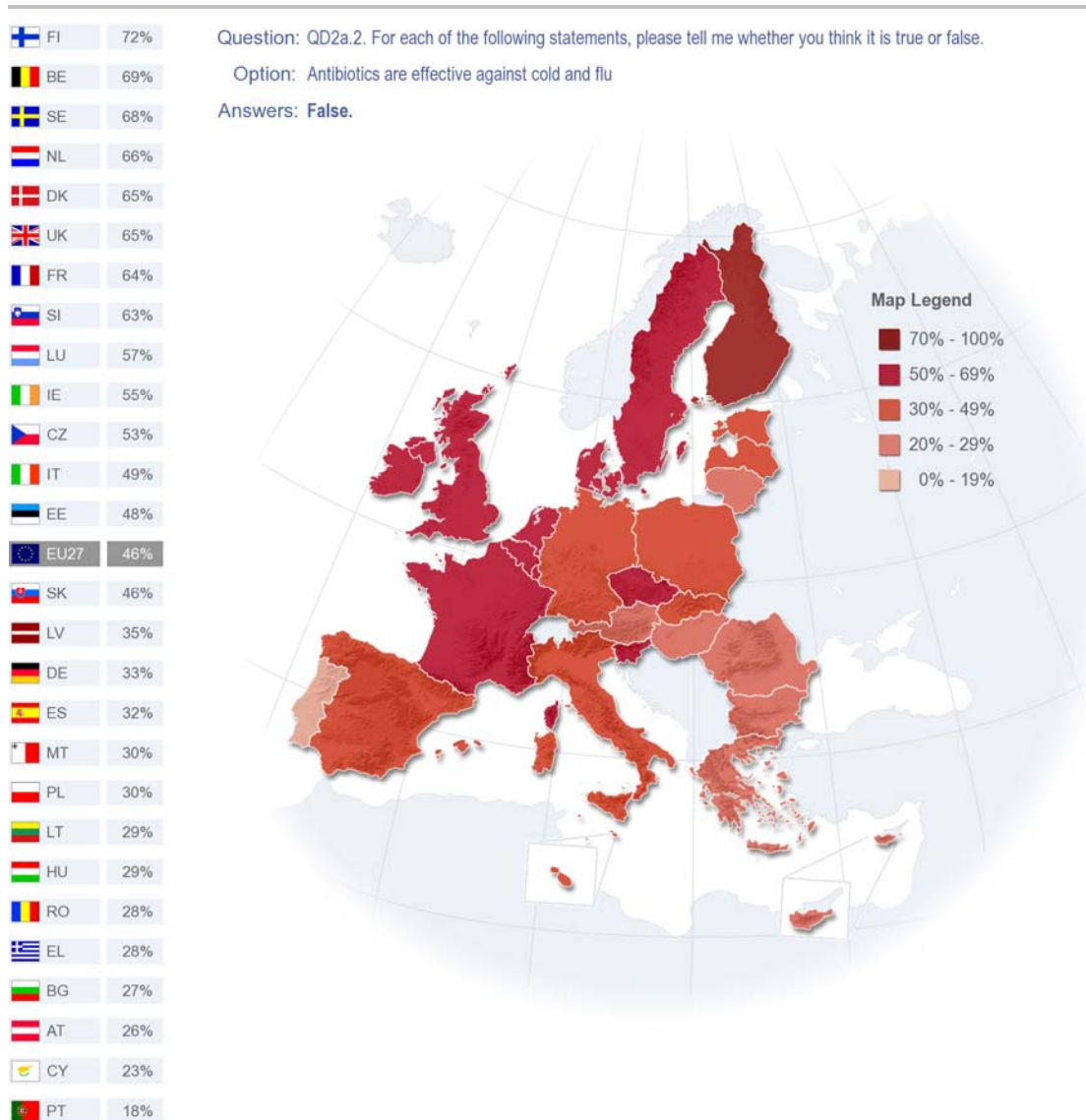
Europeans are very divided

47% of Europeans wrongly believed that "Antibiotics are effective against colds and flu", while a similar proportion (46%) rightly said that the statement was false. Only 7% did not express an opinion.



The best informed respondents - those who know that antibiotics are ineffective against colds and flu - tend to be, as for the previous statement, from more northerly European Union countries, such as Finland (72%), Belgium (69%), Sweden (68%), the Netherlands (66%), Denmark and the United Kingdom (65%), as well as in France (64%) and Slovenia (63%).

As for the previous statement, respondents who are most likely to give the wrong answer often come from more southerly European Union countries, including Portugal (18%) and Cyprus (23%); they are also found in Austria (26%), Bulgaria (27%), Greece and Romania (28%), followed by Hungary and Lithuania (29%).



A socio-demographic analysis of the results reveals, as for the previous question (QD2a.1), that women are slightly better informed than men (6 points higher): 48% of them rejected statement QD2a.2 on the impact of antibiotics on colds and flu, compared with 42% of men.

The respondent's age also seems to be an important factor, since 50% of Europeans aged between 40 and 54 do not believe that antibiotics are effective against colds and flu, compared with only 33% of those in the 15-24 age group.






As for the answers to the previous question (QD2a.1), the most well-off social categories seem to be better informed about antibiotics:

- There is a difference of 20 points between the respondents who studied beyond the age of 20 (59%) and those left school at the age of 15 (39%).
- Similarly, 64% of managers rejected the statement concerning the effectiveness of antibiotics against colds and flu, compared with only 41% of unemployed people and 43% of manual workers and housepersons.

As highlighted for the previous statement, there is a positive correlation between access to information on antibiotics and the level of right answers.

QD2a.2 For each of the following statements, please tell me whether you think it is true or false.

Antibiotics are effective against cold and flu

	True	False	DK
EU27	47%	46%	7%
Sex			
 Male	50%	42%	8%
 Female	45%	48%	7%
Age			
 15-24	59%	33%	8%
25-39	47%	47%	6%
40-54	44%	50%	6%
55 +	45%	46%	9%
Education (End of)			
 15-	52%	39%	9%
16-19	49%	44%	7%
20+	36%	59%	5%
Still studying	57%	35%	8%
Respondent occupation scale			
 Self-employed	48%	45%	7%
Managers	32%	64%	4%
Other white collars	45%	51%	4%
Manual workers	50%	43%	7%
House persons	49%	43%	8%
Unemployed	51%	41%	8%
Retired	46%	44%	10%
Students	57%	35%	8%
Have taken antibiotics			
Yes	52%	43%	5%
No	45%	47%	8%
Information about antibiotics			
Yes	38%	57%	5%
No	53%	39%	8%

2.3. Does the unnecessary use of antibiotics make them ineffective?

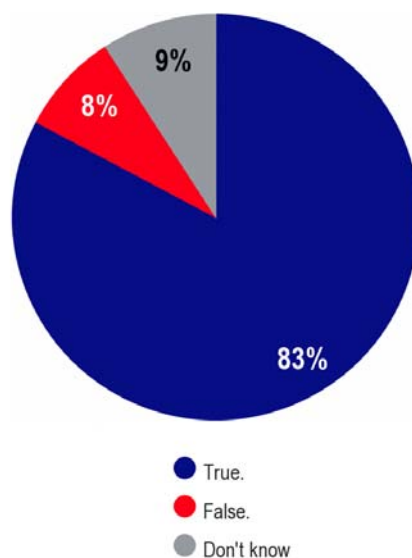
The vast majority of Europeans are aware that taking too many antibiotics makes them ineffective

Unlike the two previous statements (concerning whether or not antibiotics are effective against viruses and therefore, in particular, against colds and flu), question QD2a.3 on the unnecessary use of antibiotics received a much higher proportion of correct answers.

83% of Europeans are aware that the unnecessary use of antibiotics makes them ineffective. Only 8% think that the opposite is true and 9% did not express an opinion on the subject.

QD2a.3. For each of the following statements, please tell me whether you think it is true or false.

Unnecessary use of antibiotics make them become ineffective































EU27

In ten European Union countries, more than nine out of ten of the people interviewed replied that the unnecessary use of antibiotics makes them ineffective.

The ten countries were: Sweden (97%), Denmark (96%), Cyprus, Slovenia and Malta (94%), the Netherlands (93%), Greece and Finland (92%), the Czech Republic (91%) and Slovakia (90%).

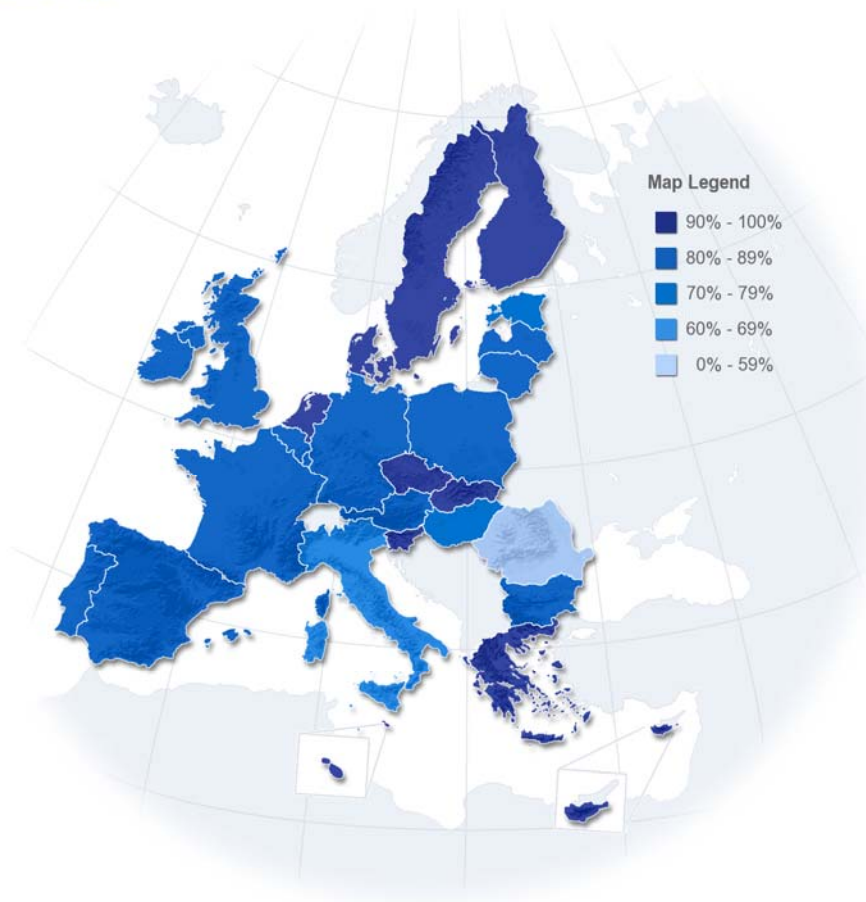
The least knowledgeable respondents on this subject were found in Romania (57%), followed by Italy (65%), Hungary (75%) and Estonia (78%).

 SE	97%
 DK	96%
 CY	94%
 SI	94%
 MT	94%
 NL	93%
 EL	92%
 FI	92%
 CZ	91%
 SK	90%
 IE	89%
 UK	89%
 ES	88%
 FR	87%
 BE	87%
 LU	85%
 PL	85%
 PT	84%
 DE	84%
 EU27	83%
 LT	82%
 BG	81%
 LV	81%
 AT	80%
 EE	78%
 HU	75%
 IT	65%
 RO	57%

Question: QD2a.3. For each of the following statements, please tell me whether you think it is true or false.

Option: Unnecessary use of antibiotics make them become ineffective



Answers: True.



The socio-demographic variables most relevant to the right answers are those linked to the respondent's level of education and socio-professional category:

- 89% of Europeans who studied up to at least the age of 20 rightly answered that the unnecessary use of antibiotics renders them less effective (compared with 78% of those who left school at the age of 15 or earlier).
- Similarly, 90% of managers gave the same answer (compared with 80% of housepersons and 82% of unemployed people).

Interesting, 87% of the respondents who consider that everyone has a role to play in ensuring that antibiotics remain effective agree with the QD2a.3 statement, compared with only 75% of those who do not believe that everyone has a role to play. They are therefore aware of the dangers of over-use of antibiotics to their own health, as well as the public health risks.

QD2a.3 For each of the following statements, please tell me whether you think it is true or false.			
Unnecessary use of antibiotics make them become ineffective			
	True	False	DK
EU27	83%	8%	9%
Education (End of)			
 15-	78%	8%	14%
16-19	83%	8%	9%
20+	89%	6%	5%
Still studying	79%	11%	10%
Respondent occupation scale			
 Self-employed	84%	7%	9%
Managers	90%	6%	4%
Other white collars	85%	7%	8%
Manual workers	83%	8%	9%
House persons	80%	10%	10%
Unemployed	82%	9%	9%
Retired	82%	7%	11%
Students	79%	11%	10%
Everyone has a role to play to ensure that antibiotics remain effective			
Agree	87%	7%	6%
Disagree	75%	15%	10%

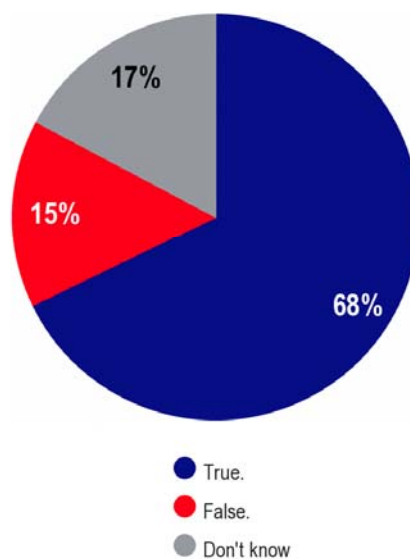
2.4. Does taking antibiotics often give rise to side-effects such as diarrhoea?

Two out of three Europeans are aware that taking antibiotics can have side-effects

More than two-thirds of respondents (68%) gave the right answer concerning the fourth statement, though 15% of respondents were unaware that taking antibiotics could have side-effects such as diarrhoea. It should be noted that almost one in five respondents did not express an opinion, which reflects an underlying lack of knowledge.





























QD2a.4. For each of the following statements, please tell me whether you think it is true or false.

Taking antibiotics often has side-effects such as diarrhoea



 EU27

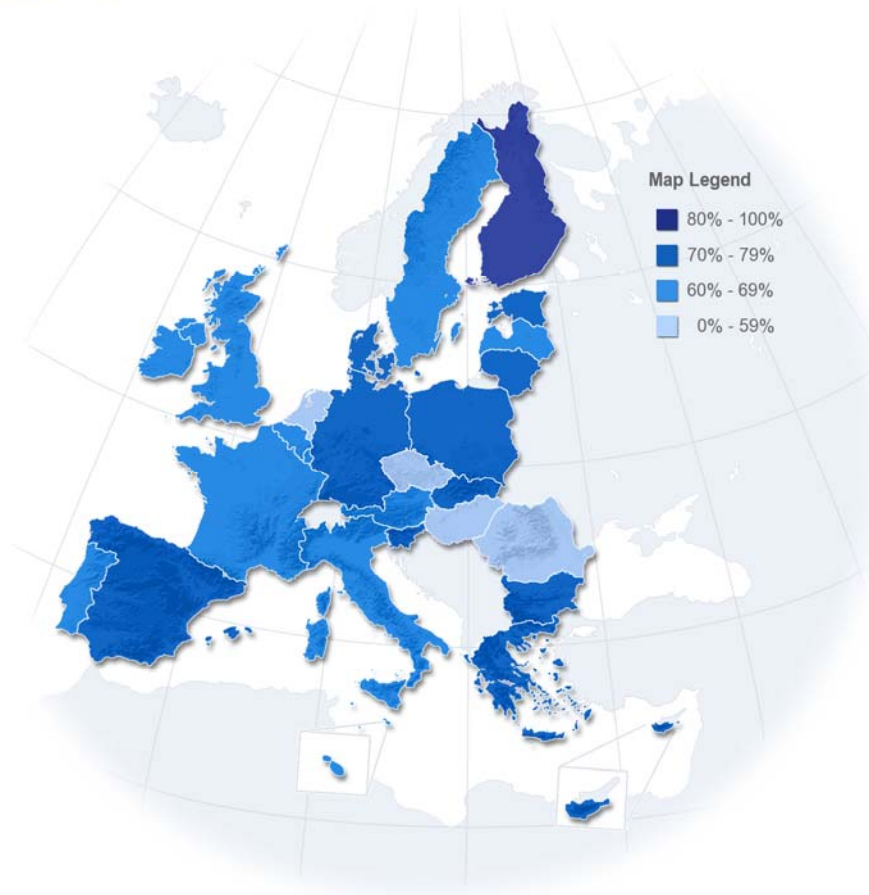
Respondents in Finland (82%), Estonia and Cyprus (78%), Lithuania, Germany, Poland and Slovakia (74% each) are the best informed about these potential side-effects, while respondents in Hungary and Romania (50%), the Netherlands (55%) and the Czech Republic (57%) seem least aware of the side-effects of antibiotics.

 FI	82%
 EE	78%
 CY	78%
 LT	74%
 DE	74%
 PL	74%
 SK	74%
 SI	73%
 DK	72%
 BG	71%
 ES	70%
 EL	70%
 IE	69%
 FR	69%
 MT	69%
 UK	69%
 EU27	68%
 LV	68%
 SE	68%
 AT	67%
 BE	66%
 IT	64%
 LU	64%
 PT	63%
 CZ	57%
 NL	55%
 RO	50%
 HU	50%

Question: QD2a.4. For each of the following statements, please tell me whether you think it is true or false.

Option: Taking antibiotics often has side-effects such as diarrhoea

Answers: True.








A socio-demographic analysis reveals some fairly significant disparities regarding knowledge of the side-effects of antibiotics such as diarrhoea:

- In particular, there is a difference of six points between men and women: 65% of the men are aware that antibiotics can have side-effects such as diarrhoea compared with 71% of women.
- As for the first three statements, respondents in the 40-54 age group are the best informed (72% compared with 62% of those aged between 15 and 24), as are the respondents from the most well-off backgrounds (72% of those who studied the longest and 73% of managers).
- The respondents who recall receiving information on antibiotics during the last 12 months are more likely to know that antibiotics can have side-effects (76% versus 63%).

QD2a.4 For each of the following statements, please tell me whether you think it is true or false.

Taking antibiotics often has side-effects such as diarrhoea

	True	False	DK
EU27	68%	15%	17%
Sex			
 Male	65%	15%	20%
 Female	71%	14%	15%
Age			
 15-24	62%	18%	20%
25-39	67%	16%	17%
40-54	72%	13%	15%
55 +	68%	13%	19%
Education (End of)			
 15-	65%	14%	21%
16-19	68%	15%	17%
20+	72%	13%	15%
Still studying	63%	19%	18%
Respondent occupation scale			
 Self-employed	68%	13%	19%
Managers	73%	14%	13%
Other white collars	68%	17%	15%
Manual workers	68%	14%	18%
House persons	71%	14%	15%
Unemployed	66%	14%	20%
Retired	67%	13%	20%
Students	63%	19%	18%
Information about antibiotics			
Yes	76%	12%	12%
No	63%	16%	21%

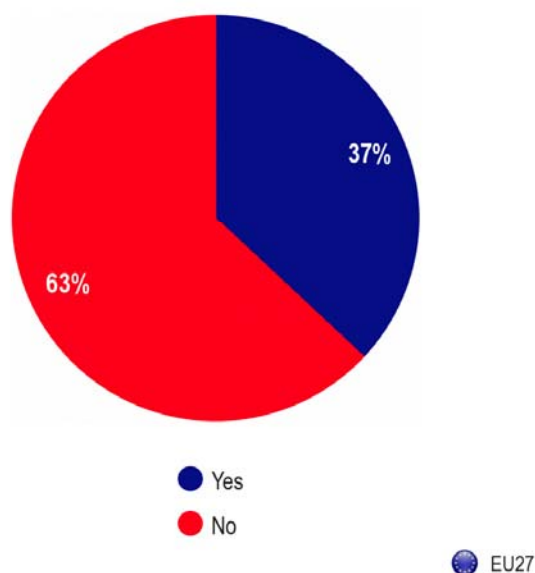
3. THE ANTIBIOTIC AWARENESS CAMPAIGN

3.1. Taking information on board

More than one in three Europeans remembers receiving information on antibiotics

37% of Europeans remember receiving information advising them not to take antibiotics unnecessarily⁹. Almost two-thirds of respondents said that they had not received any such information during the past year.

QD3a. In the last 12 months, do you remember getting any information about not taking any antibiotics unnecessarily, for example, messages about not taking antibiotics in case of cold or flu?

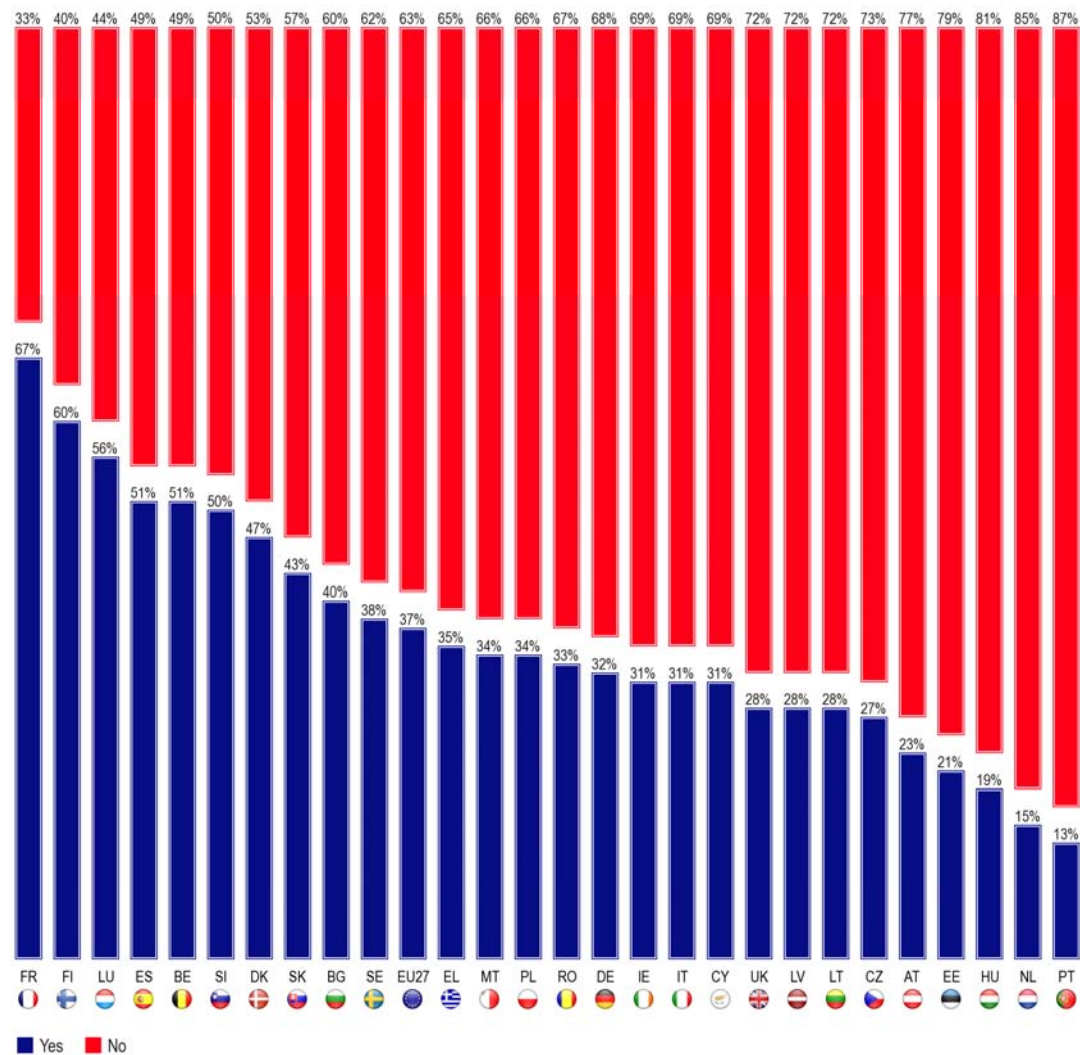


Respondents in France (67%), Finland (60%), Luxembourg (56%), Spain and Belgium (51%) and Slovenia (50%) are the most likely to remember receiving such information.

Respondents in Portugal (13%), the Netherlands (15%), Hungary (19%), Estonia (21%) and Austria (23%) are the least likely to remember receiving this type of information.

⁹ QD3a In the last 12 months, do you remember getting any information about not taking any antibiotics unnecessarily, for example, messages about not taking antibiotics in case of a cold or flu?

QD3a. In the last 12 months, do you remember getting any information about not taking any antibiotics unnecessarily, for example, messages about not taking antibiotics in case of cold or flu?



An analysis of the socio-demographic variables reveals that women are slightly more likely than men to remember receiving this type of information (39% and 35% respectively).

Similarly, Europeans aged between 40 and 54 are slightly more likely than the other age categories to respond positively (40%).






In line with the answers noted for the previous questions, respondents who studied the longest (50% of those who studied beyond the age of 20) and those in the most

privileged position on the social scale social categories (48% of managers) were most likely to reply in the affirmative.

In addition, 53% of Europeans with a good objective knowledge of antibiotics remember receiving information about the risks of taking antibiotics unnecessarily, compared with only 21% of respondents whose objective knowledge of antibiotics is poor.

The inescapable conclusion, therefore, is that such information has a positive impact on the perception of the role of antibiotics, and therefore on their use. This result confirms that noted for question QD1a.

QD3a In the last 12 months, do you remember getting any information about not taking any antibiotics unnecessarily, for example, messages about not taking antibiotics in case of cold or flu?

	Yes	No
EU27	37%	63%
Sex		
 Male	35%	65%
 Female	39%	61%
Age		
 15-24	33%	67%
25-39	37%	63%
40-54	40%	60%
55 +	37%	63%
Education (End of)		
 15-	29%	71%
16-19	34%	66%
20+	50%	50%
Still studying	35%	65%
Respondent occupation scale		
 Self-employed	36%	64%
Managers	48%	52%
Other white collars	41%	59%
Manual workers	36%	64%
House persons	35%	65%
Unemployed	34%	66%
Retired	35%	65%
Students	35%	65%
Level of knowledge about antibiotics		
Poor	21%	79%
Average	38%	62%
Good	53%	47%

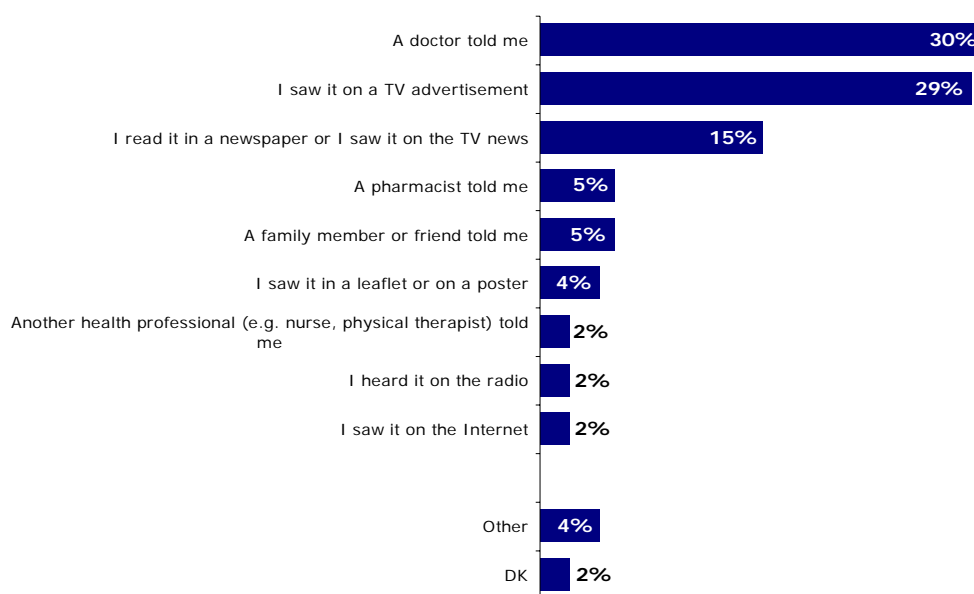
3.2. Means of conveying information

Doctors and TV advertisements are the principal sources of information for almost two-thirds of Europeans.

When asked to identify their sources of information about not taking antibiotics unnecessarily, almost a third of Europeans (30%) replied that they had been advised by their doctor. An almost identical proportion of respondents (29%) mentioned a TV advertisement, while 15% said that their source was a newspaper article or the TV news.

In contrast, only a very small minority of respondents mentioned a pharmacist (5%), a family member or friend (5%) or a brochure or poster (4%) as their source of information.

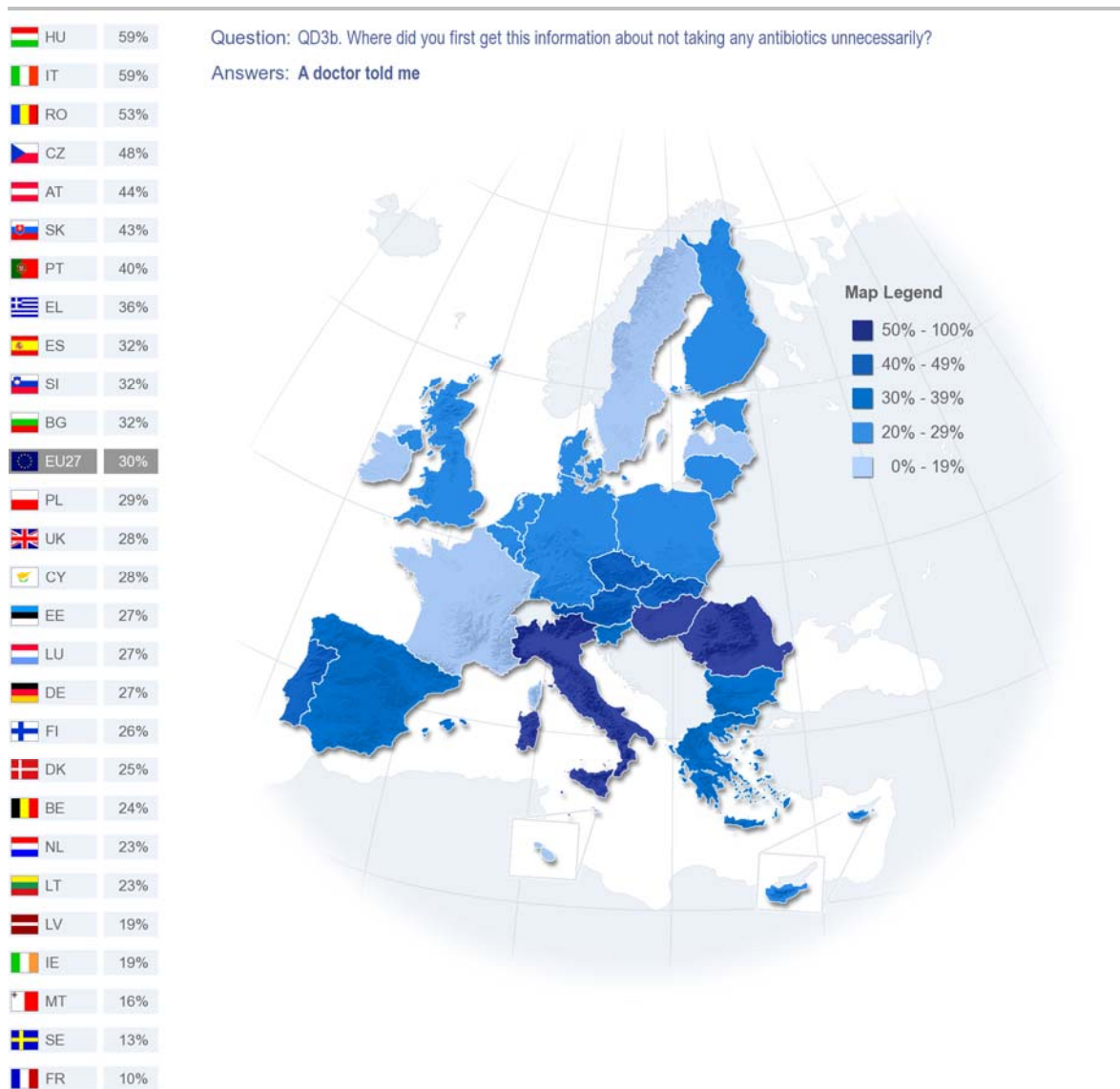
QD3b Where did you first get this information about not taking any antibiotics unnecessarily? - EU
(Asked to respondents saying that they have got any information about not taking any antibiotics unnecessarily in the last 12 months - base = 9975)



The role played by doctors is particularly important in Hungary and Italy (59% each), Romania (53%), the Czech Republic (48%), Austria (44%), Slovakia (43%) and Portugal (40%)¹⁰.

¹⁰ The results for this question must be analysed with caution given the weakness of some bases in some countries

However, respondents in France (10%), Sweden (13%), Malta (16%), Ireland and Latvia (19%) were the least likely to mention a doctor as a source of information.



Question asked to the respondents who declared that they had received information about not taking antibiotics unnecessarily in the last 12 months - base = 9975

Respondents in France (71% compared with a European average of 29%) are by far the most likely to have seen a TV advertisement on the subject, followed by those in Belgium (51%), Luxembourg (40%), Spain (33%), Greece (32%) and Malta (30%). The media awareness raising campaigns organised in France since 2001 (with the slogan "Antibiotics, not automatically") seem therefore to have had a particularly strong impact, even if 42% of respondents in France still stated in this survey that they had taken antibiotics during the past year.

Respondents in Sweden (47%), Finland (35%), Germany and Cyprus (34% each), Denmark (32%), Latvia (27%), Slovenia and Bulgaria (24% each), and Austria (23%) are the most likely to have obtained the information from a newspaper or the TV news (compared with a European average of 15%).

However, the other media have had little impact, only 4% of Europeans saying that that they had received information on antibiotics from a brochure or a poster, while only 2% cited the radio and the Internet.

QD3b Where did you first get this information about not taking any antibiotics unnecessarily? (DO NOT READ OUT) - EU
(Asked to respondents saying that they have got any information about not taking any antibiotics unnecessarily in the last 12 months - base = 9975)

		A doctor told me	I saw it on a TV advertisement	I read it in a newspaper or I saw it on the TV news	A pharmacist told me	A family member or friend told me	I saw it in a leaflet or on a poster	Another health professional (e.g. nurse, physical therapist) told me	I heard it on the radio	I saw it on the Internet	Other	DK
EU27		30%	29%	15%	5%	5%	4%	2%	2%	2%	4%	2%
BE		24%	51%	9%	3%	2%	3%	1%	4%	0%	3%	0%
BG		32%	28%	24%	2%	2%	2%	3%	1%	2%	1%	3%
CZ		48%	2%	21%	3%	12%	3%	1%	3%	4%	2%	1%
DK		25%	9%	32%	5%	7%	2%	3%	4%	1%	8%	4%
DE		27%	5%	34%	6%	9%	2%	4%	2%	2%	5%	4%
EE		27%	15%	14%	3%	13%	1%	1%	5%	10%	9%	2%
IE		19%	22%	16%	11%	3%	11%	3%	9%	1%	3%	2%
EL		36%	32%	12%	5%	5%	5%	3%	0%	1%	1%	0%
ES		32%	33%	12%	7%	6%	3%	2%	1%	1%	3%	0%
FR		10%	71%	5%	2%	1%	1%	1%	4%	1%	4%	0%
IT		59%	17%	7%	7%	2%	2%	1%	1%	1%	3%	0%
CY		28%	13%	34%	2%	10%	4%	2%	2%	1%	4%	0%
LV		19%	15%	27%	3%	9%	4%	5%	4%	7%	5%	2%
LT		23%	24%	14%	5%	7%	3%	1%	9%	7%	7%	0%
LU		27%	40%	13%	1%	3%	5%	2%	5%	1%	2%	1%
HU		59%	10%	13%	4%	4%	1%	2%	0%	4%	3%	0%
MT		16%	30%	10%	2%	4%	18%	6%	5%	1%	7%	1%
NL		23%	8%	22%	12%	4%	11%	1%	2%	6%	11%	0%
AT		44%	3%	23%	10%	6%	3%	6%	1%	1%	3%	0%
PL		29%	24%	18%	4%	9%	3%	1%	3%	2%	3%	4%
PT		40%	11%	9%	10%	5%	5%	10%	2%	1%	3%	4%
RO		53%	24%	2%	10%	3%	1%	2%	1%	1%	2%	1%
SI		32%	12%	24%	4%	10%	3%	2%	3%	4%	4%	2%
SK		43%	11%	19%	6%	10%	3%	2%	2%	1%	2%	1%
FI		26%	3%	35%	2%	8%	4%	11%	2%	2%	5%	2%
SE		13%	4%	47%	1%	7%	4%	7%	6%	2%	7%	2%
UK		28%	13%	15%	2%	4%	20%	5%	2%	3%	5%	3%
Highest percentage per country												
Highest percentage per item												
Lowest percentage per country												
Lowest percentage per item												

A socio-demographic analysis of the results provides some additional information.




Overall, two major profiles emerge, depending on whether the respondents received information on antibiotics from a doctor (30% on average) or from a TV advertisement (29%):

1. The respondents who are most likely to obtain this information from their doctor are those who studied the least (37% of those who studied up to the age of 15), and are mainly women, housepersons and employees. They tend to live in urban areas (32% of the people who live in small or medium-sized towns compared with 26% of those who live in rural areas). We also note that 35% of the respondents who never use the Internet obtained information about antibiotics from their doctor.
2. On the other hand, the people interviewed who obtained information on antibiotics from a TV advertisement tend to be unemployed people (35%), people looking after the home and manual workers (32%). They live in rural areas (37% of respondents living in a village compared 23% of those who live in a large town) and place themselves at the bottom of the social scale (36%, compared with 20% of those who place themselves at the top).

Finally, 39% of the respondents who have changed their views on antibiotics obtained information from their doctor (compared with only 24% who saw a TV advertisement).

This result seems to indicate that the power of persuasion is considerably stronger when the message is conveyed by a doctor (whom in all likelihood the respondents know fairly well) than by the media.

QD3b Where did you first get this information about not taking any antibiotics unnecessarily? (DO NOT READ OUT)
(Asked to respondents saying that they have got any information about not taking any antibiotics unnecessarily in the last 12 months - base = 9975)

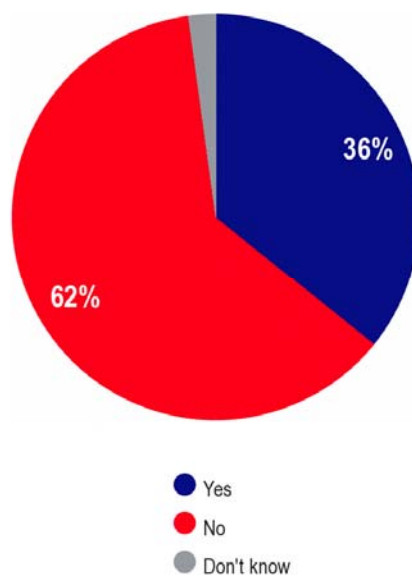
	A doctor told me	I saw it on a TV advertisement	I read it in a newspaper or I saw it on the TV news
EU27	30%	29%	15%
Education (End of)			
 15-	37%	28%	14%
16-19	30%	30%	16%
20+	25%	31%	18%
Still studying	26%	27%	9%
Respondent occupation scale			
 Self-employed	28%	26%	17%
Managers	27%	29%	15%
Other white collars	33%	27%	18%
Manual workers	29%	32%	14%
House persons	32%	32%	13%
Unemployed	30%	35%	14%
Retired	31%	29%	19%
Students	26%	27%	9%
Subjective urbanisation			
 Rural village	26%	37%	15%
Small/mid size town	32%	28%	16%
Large town	31%	23%	16%
Self-positioning on the social staircase			
Low(1-4)	27%	36%	14%
Medium(5-6)	28%	32%	15%
High(7-10)	35%	20%	16%
Use of the Internet			
Everyday	25%	31%	16%
Often/ Some-times	31%	26%	16%
Never	35%	29%	15%
Have taken antibiotics			
Yes	34%	29%	12%
No	25%	30%	19%
Changed views on antibiotics			
Yes	39%	24%	12%
No	24%	33%	17%

3.3. The influence of information on opinions on antibiotics

Almost two-thirds of Europeans said that the information they received in the last twelve months had not changed their views on antibiotics

For 62% of Europeans, the information they have received has not changed their views¹¹. This result does not mean that the information received was not convincing enough; their views may already have been shaped by information received in the past.

QD3c. Did the information that you received change your views on antibiotics?



EU27





























Question asked to the respondents who declared that they had received information about not taking antibiotics unnecessarily in the last 12 months - base = 9975

Respondents in Slovakia (57%), Ireland (54%), Spain and Romania (53%), Cyprus (51%) and Lithuania (50%)¹² seem to have been the most impacted by the information they received.

¹¹ QD3c Did the information that you received change your views on antibiotics?

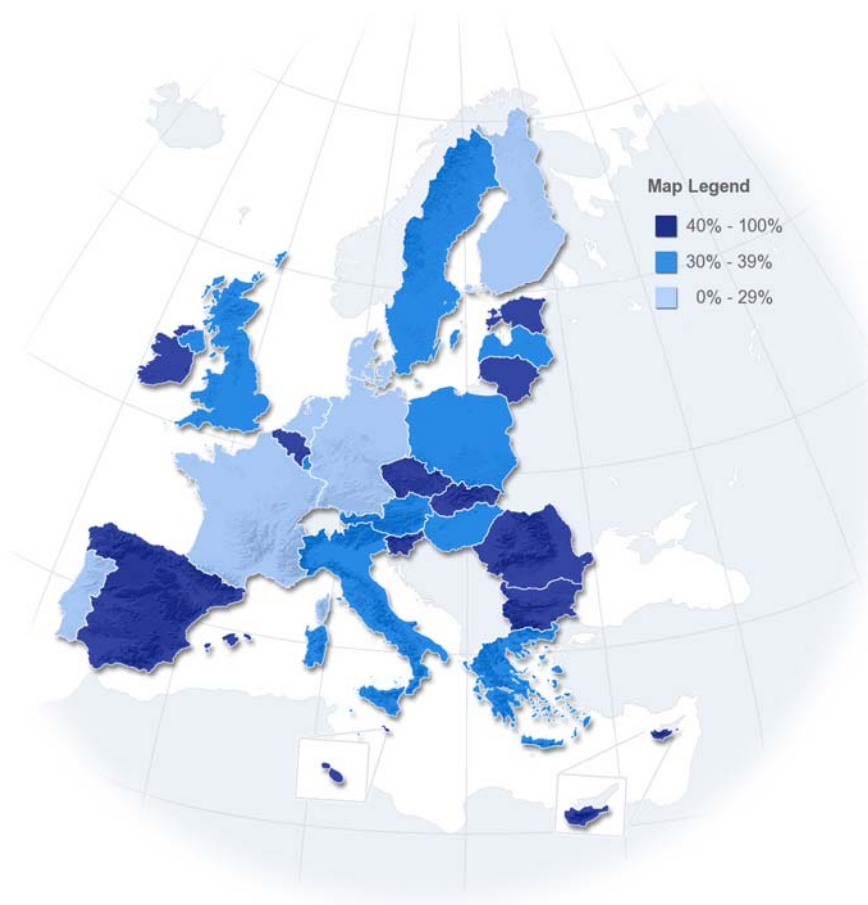
¹² The results for this question must be analysed with caution given the weakness of some bases in some countries

However, respondents in the Netherlands (19%), Denmark (22%), Finland (24%), Portugal and Germany (27% each) were the least likely to be influenced. The rates of antibiotic use in this last group of countries are among the lowest in the European Union, suggesting that their citizens were already aware of the harmful effects of the injudicious use of antibiotics.

	SK	57%
	IE	54%
	ES	53%
	RO	53%
	CY	51%
	LT	50%
	MT	47%
	BG	46%
	EE	45%
	CZ	44%
	SI	43%
	BE	40%
	AT	39%
	PL	39%
	LV	38%
	EL	38%
	IT	37%
	LU	36%
	EU27	36%
	HU	35%
	SE	32%
	UK	31%
	FR	29%
	DE	27%
	PT	27%
	FI	24%
	DK	22%
	NL	19%

Question: QD3c. Did the information that you received change your views on antibiotics?

Answers: Yes





Question asked to the respondents who declared that they had received information about not taking antibiotics unnecessarily in the last 12 months - base = 9975

A socio-demographic analysis helps us to draw up a profile of the respondents who have changed their views on antibiotics after receiving information about not taking antibiotics unnecessarily:

- The respondent's age clearly plays an important role. Young people seem to be the most likely to have been influenced by such information: 42% of respondents aged between 15 and 24 (compared with a European average of 36%) said that they had changed their views, compared with 33% of those aged 55 or over. 43% of respondents who were still studying had also changed their views, compared with 34% of respondents who had studied beyond the age of 20. Now, **as noted above, the younger the respondents are the more likely they are to take antibiotics ...**
- Housepersons (41%) and unemployed people (42%) are also far more likely than the other socio-professional categories to have changed their views.
- Finally, 40% of the people interviewed who have taken antibiotics during the last twelve months have changed their views about these drugs (while 32% of those who have not taken antibiotics have also changed their views). We can therefore make two assumptions:
 - o **the information received has undoubtedly helped to reduce the use of antibiotics by the first group of respondents;**
 - o the fact that respondents in the second group are less likely to have changed their views does not mean that they have never received this type of information or that they were not already aware of the effects of antibiotics.
- If we cross-tabulate the results to this question with objective knowledge levels, we note that **it is the respondents who are the least knowledgeable about the effects and role of antibiotics who are the most likely to have changed their views.** Two important lessons can be learned from these results:

- o first, the results noted for the respondents who have a good objective knowledge of antibiotics confirm that this knowledge had been acquired previously;
- o secondly, it would appear that the information received has a greater impact on the respondents who are the least aware of the issue.

QD3c Did the information that you received change your views on antibiotics? (Asked to respondents saying that they have got any information about not taking any antibiotics unnecessarily in the last 12 months - base = 9975)			
	Yes	No	DK
EU27	36%	62%	2%
Age			
 15-24	42%	56%	2%
25-39	39%	59%	2%
40-54	34%	64%	2%
55 +	33%	64%	3%
Respondent occupation scale			
 Self-employed	33%	64%	3%
Managers	31%	67%	2%
Other white collars	38%	60%	2%
Manual workers	37%	62%	1%
House persons	41%	56%	3%
Unemployed	42%	54%	4%
Retired	33%	65%	2%
Students	43%	55%	2%
Have taken antibiotics			
Yes	40%	58%	2%
No	32%	65%	3%
Level of knowledge about antibiotics			
Poor	35%	59%	6%
Average	39%	59%	2%
Good	30%	69%	1%

3.4. The impact of the campaign on behaviour

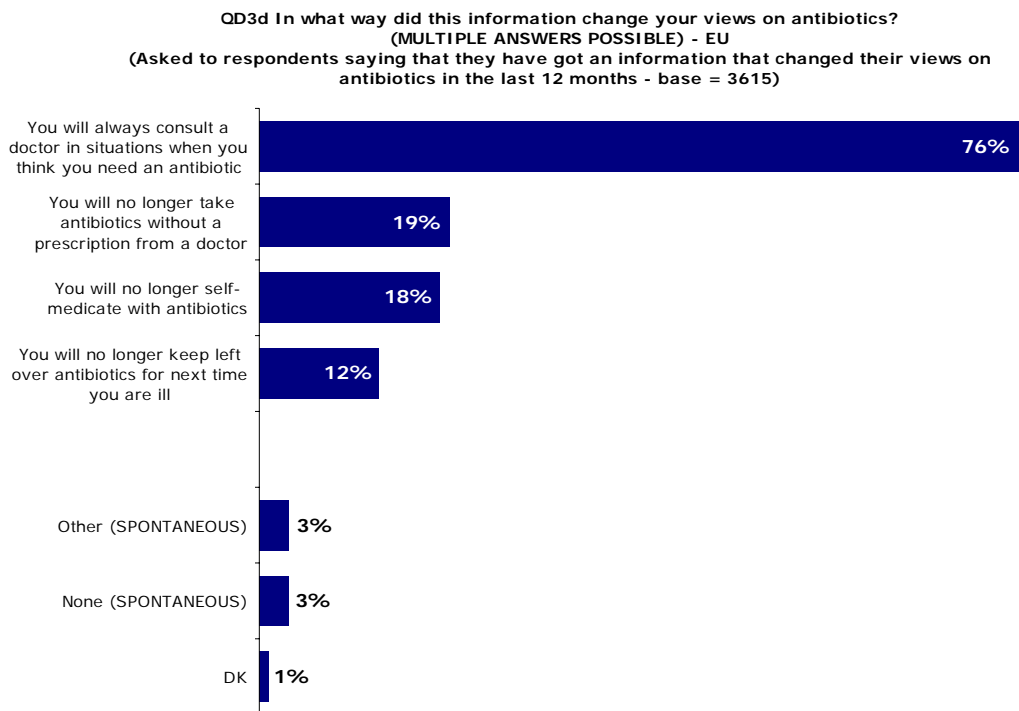
The vast majority of European will consult a doctor if they think they need an antibiotic

As noted above, more than a third of Europeans who had received information on antibiotics in the last twelve months (exactly 36%) said that they had changed their views after being advised not to take antibiotics unnecessarily¹³.

A very large majority (76%) explained that in the future they would always consult a doctor if they thought they needed an antibiotic.

Almost two out of ten people interviewed (19%) said that they would no longer take antibiotics without a doctor's prescription.

Almost one in five respondents (18%) said that they would no longer self-medicate with antibiotics and 12% that they would no longer keep left-over antibiotics for the next time they are ill.



¹³ QD3d In what way did this information change your views on antibiotics? (MULTIPLE ANSWERS POSSIBLE)

Respondents in Cyprus (90%), Malta (88%), Greece (86%), Bulgaria and Romania (84%)¹⁴ are the most likely to say that in future they will always consult a doctor if they think they need an antibiotic. The next highest scores were recorded in Spain (83%), Belgium and the Czech Republic (81% each).

Respondents in Denmark (56%), Cyprus (41%), Estonia (40%), Malta, the Netherlands, Romania and Sweden (35%) are the most likely to say that they will no longer take antibiotics without a doctor's prescription.

The highest scores for stopping self-medication were recorded in Romania (39%), Bulgaria (34%), Latvia (30%) and Denmark (27%).

Finally, respondents in Slovenia (32%), Denmark (27%), Luxembourg (25%), the Czech Republic and Cyprus (21% each) are the most likely to stop keeping left-over antibiotics for future use.

¹⁴ The results for this question must be analysed with caution given the weakness of some bases in some countries

QD3d In what way did this information change your views on antibiotics?
(MULTIPLE ANSWERS POSSIBLE) - EU
(Asked to respondents saying that they have got an information that changed their views on antibiotics in the last 12 months - base = 3615)






	You will always consult a doctor in situations when you think you need an antibiotic	You will no longer take antibiotics without a prescription from a doctor	You will no longer self-medicate with antibiotics	You will no longer keep left over antibiotics for next time you are ill	Other (SPONTANEOUS)	None (SPONTANEOUS)	DK
EU27	76%	19%	18%	12%	3%	3%	1%
BE	81%	20%	18%	12%	1%	3%	0%
BG	84%	25%	34%	13%	1%	0%	0%
CZ	81%	19%	20%	21%	1%	0%	2%
DK	67%	56%	27%	27%	3%	0%	0%
DE	72%	23%	18%	20%	8%	3%	0%
EE	69%	40%	15%	18%	1%	1%	1%
IE	77%	15%	9%	11%	3%	2%	0%
EL	86%	13%	7%	6%	0%	2%	0%
ES	83%	12%	23%	7%	3%	1%	0%
FR	70%	15%	20%	16%	2%	7%	1%
IT	79%	16%	9%	2%	2%	1%	1%
CY	90%	41%	23%	21%	4%	0%	0%
LV	49%	26%	30%	14%	5%	4%	0%
LT	57%	32%	18%	8%	6%	1%	1%
LU	79%	33%	19%	25%	4%	1%	0%
HU	79%	23%	6%	6%	1%	0%	2%
MT	88%	35%	18%	16%	0%	2%	0%
NL	42%	35%	6%	8%	12%	13%	6%
AT	78%	17%	18%	18%	1%	0%	0%
PL	73%	17%	15%	3%	1%	1%	1%
PT	66%	8%	22%	6%	0%	3%	3%
RO	84%	35%	39%	17%	0%	0%	2%
SI	77%	31%	22%	32%	3%	1%	0%
SK	79%	17%	13%	13%	1%	0%	0%
FI	75%	8%	5%	9%	7%	7%	0%
SE	73%	35%	18%	20%	8%	5%	1%
UK	65%	22%	7%	15%	4%	5%	0%
Highest percentage per country				Lowest percentage per country			
Highest percentage per item				Lowest percentage per item			

The answers to this question must be treated with a certain degree of caution from a socio-demographic point of view, because the respondent bases per sub-category are, all things considered, fairly small. It should be borne in mind that we are interested here in the respondents who remember receiving information about not taking antibiotics unnecessarily AND who have also changed their views on antibiotics, i.e. just over **13% of the total number of people interviewed**.

If we correlate several socio-demographic variables with the majority reaction (76%), namely that the respondents in question would always consult a doctor in future if they thought they needed an antibiotic, we note the following:

- First, women are more likely than men to react in this way (78% versus 73%).
- Age seems to play an important role because the older the respondents are the more likely they are to say that they intend to consult a doctor in the future: 82% of those aged 55 or over compared with 69% of the 15 to 24 age group.
- The people interviewed who now say they will always consult a doctor are more likely to live in rural areas (78%) than in large towns (71%).
- Moreover, the respondents whose objective knowledge is poor are now more likely to rely on a doctor (79%) than those whose objective knowledge is good (73%).

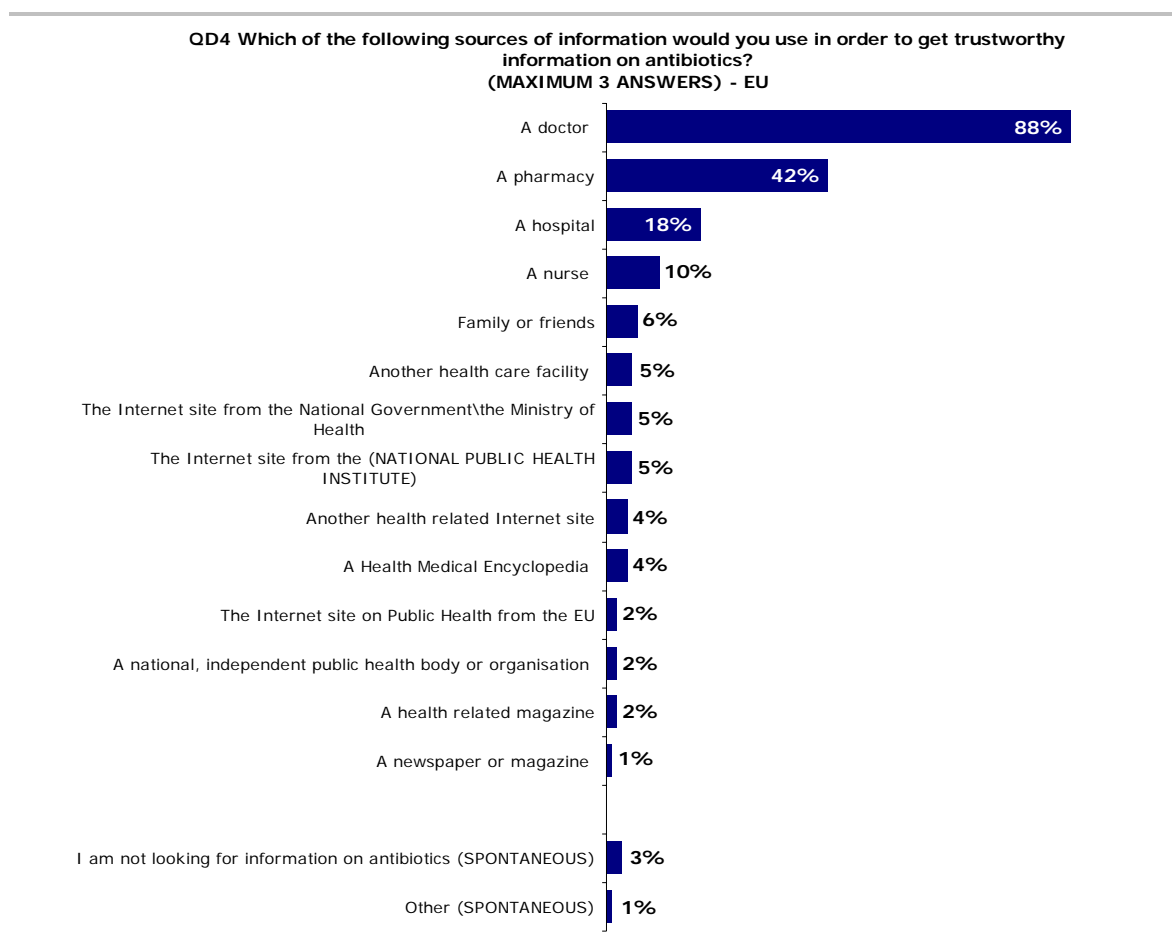
QD3d In what way did this information change your views on antibiotics?
(MULTIPLE ANSWERS POSSIBLE)
(Asked to respondents saying that they have got an information that changed their views on antibiotics in the last 12 months - base = 3615)

	You will always consult a doctor in situations when you think you need an antibiotic
EU27	76%
Sex	
 Male	73%
 Female	78%
Age	
 15-24	69%
25-39	72%
40-54	76%
55 +	82%
Respondent occupation scale	
 Self-employed	64%
Managers	71%
Other white collars	81%
Manual workers	78%
House persons	80%
Unemployed	72%
Retired	81%
Students	66%
Subjective urbanisation	
 Rural village	78%
Small/mid size town	77%
Large town	71%
Level of knowledge about antibiotics	
Poor	79%
Average	76%
Good	73%

3.5. The most trustworthy sources of information

Doctors inspire the most confidence

The vote of confidence in doctors noted in the answers to QD1b and QD3d is confirmed here; when asked which source of information they would use to obtain trustworthy information about antibiotics, a very large majority of Europeans said that they would choose a doctor (88% on average)¹⁵.



As many as nine out of ten respondents made this choice in Cyprus (96%), the Czech Republic, Luxembourg and Malta (95% each), Spain and Austria (93% each), Slovakia and Germany (91% each), followed by Greece, Portugal, Romania and Great Britain (90% each).

¹⁵ QD4 Which of the following sources of information would you use in order to get trustworthy information on antibiotics? (MAX. 3 ANSWERS)

The second most frequently mentioned source was a pharmacy, with an average score of 42%. The highest scores for this choice were recorded in Ireland (62%), the Netherlands (61%) and Sweden (59%).

Fewer respondents mentioned a hospital (18% on average); the highest scores for this option were recorded in Cyprus (36%), Greece (29%), Portugal (27%) and Spain (26%).

In comparison with the scores for these three sources of information, only a very small minority of Europeans mentioned the other sources: a nurse (10% on average); family or friends (6%); another health care facility (5%); a medical encyclopaedia (4%); a national independent public health body or organisation (2%).

Furthermore, only a very small minority of Europeans mentioned the media themselves: the web site of the national government/Ministry of Health (5%), the national public health institute web site in each country (5%), another health-related web site (4%), the European Union's public health web site (2%), a health magazine (2%) and a general newspaper or magazine (1%).

QD4 Which of the following sources of information would you use in order to get trustworthy information on antibiotics?
(MAXIMUM 3 ANSWERS)

		A doctor	A pharmacy	A hospital	A nurse	Family or friends	Another health care facility	The Internet site from the National Government\the Ministry of Health	The Internet site from the (NATIONAL PUBLIC HEALTH INSTITUTE)	Another health related Internet site	A Health Medical Encyclopedia	The Internet site on Public Health from the EU	A national, independent public health body or organisation	A health related magazine	A newspaper or magazine	I am not looking for information on antibiotics (SPONTANEOUS)
EU27		88%	42%	18%	10%	6%	5%	5%	5%	4%	4%	2%	2%	2%	1%	3%
BE		88%	47%	23%	6%	4%	3%	4%	3%	3%	3%	2%	2%	3%	2%	7%
BG		88%	40%	21%	11%	10%	6%	4%	3%	3%	3%	2%	1%	5%	4%	4%
CZ		95%	47%	20%	17%	9%	5%	2%	3%	3%	5%	1%	3%	3%	2%	0%
DK		87%	52%	20%	10%	8%	1%	19%	25%	10%	11%	3%	2%	2%	2%	1%
DE		91%	48%	8%	6%	6%	3%	5%	5%	6%	3%	3%	1%	3%	2%	1%
EE		84%	41%	13%	12%	9%	3%	8%	2%	5%	4%	1%	1%	6%	3%	4%
IE		89%	62%	21%	31%	8%	6%	5%	6%	2%	3%	2%	3%	1%	2%	2%
EL		90%	30%	29%	8%	7%	5%	1%	1%	2%	1%	1%	2%	3%	3%	2%
ES		93%	28%	26%	7%	4%	16%	1%	0%	1%	1%	0%	1%	0%	1%	0%
FR		88%	48%	18%	9%	6%	3%	8%	3%	3%	6%	4%	2%	3%	1%	4%
IT		89%	25%	17%	4%	6%	6%	4%	3%	1%	3%	2%	1%	2%	1%	1%
CY		96%	33%	36%	9%	4%	12%	8%	5%	4%	5%	6%	2%	2%	1%	0%
LV		83%	28%	10%	5%	12%	4%	3%	0%	3%	7%	2%	2%	4%	6%	4%
LT		84%	48%	11%	2%	11%	7%	4%	2%	4%	6%	2%	2%	6%	5%	1%
LU		95%	38%	16%	8%	5%	3%	9%	2%	5%	6%	3%	3%	3%	3%	0%
HU		88%	46%	16%	12%	7%	6%	1%	2%	2%	2%	1%	3%	4%	2%	6%
MT		95%	26%	20%	3%	8%	14%	3%	0%	3%	1%	1%	0%	3%	2%	0%
NL		83%	61%	23%	5%	5%	4%	17%	11%	11%	8%	3%	5%	3%	3%	1%
AT		93%	57%	25%	9%	11%	8%	4%	1%	5%	3%	2%	2%	3%	2%	2%
PL		77%	29%	10%	11%	8%	5%	2%	2%	4%	4%	1%	1%	3%	2%	15%
PT		90%	29%	27%	7%	2%	8%	2%	1%	1%	1%	1%	3%	1%	2%	2%
RO		90%	47%	20%	10%	10%	6%	2%	2%	2%	2%	1%	1%	2%	0%	0%
SI		85%	50%	11%	11%	7%	3%	4%	5%	2%	4%	2%	3%	4%	4%	6%
SK		91%	50%	12%	19%	18%	5%	3%	3%	5%	5%	2%	2%	9%	4%	0%
FI		81%	53%	13%	26%	7%	5%	8%	4%	8%	4%	3%	2%	4%	2%	1%
SE		75%	59%	22%	28%	8%	9%	8%	18%	12%	10%	3%	8%	3%	3%	0%
UK		90%	47%	24%	17%	6%	2%	5%	17%	3%	3%	4%	2%	1%	1%	1%
Highest percentage per country		Lowest percentage per country														
Highest percentage per item							Lowest percentage per item									

The scores recorded for doctors as the preferred source of information on antibiotics are so high that the socio-demographic differences are insignificant.

The second most frequently mentioned source of information, a pharmacy, was the source for only 5% of Europeans who had received information about not taking antibiotics. We can therefore deduce that there is a gap between the role that pharmacies play and the role that they should play in publicising information on antibiotics.

Unlike doctors, who were mentioned by a majority of the respondents who had studied the least, pharmacies were cited by only 37% of those who had not studied beyond the age of 15 (compared with a European average of 42%).

It should also be noted that the respondents who have a poor objective knowledge of antibiotics are more likely to consult a doctor to obtain reliable information on antibiotics. Doctors are therefore central to all awareness-raising campaigns on this subject. **In other words, doctors can (or already do) act as real "ambassadors", who are both credible and legitimate, when it comes to raising awareness in this area.**

3.6. The fact that everyone has a role to play to ensure that antibiotics remain effective

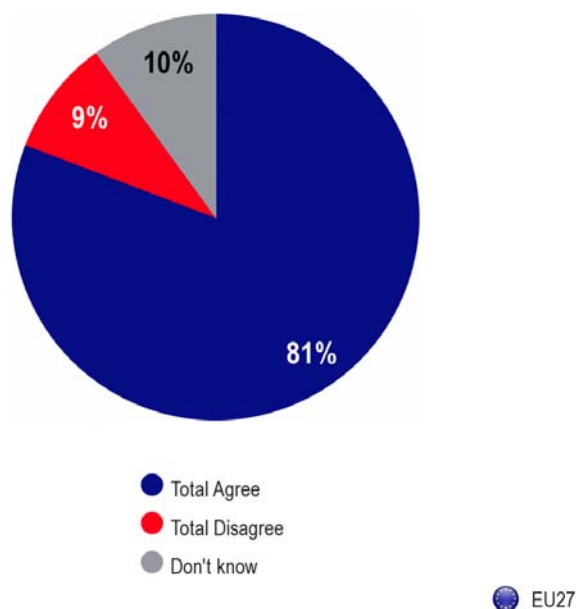
More than eight out of ten Europeans agree that everyone has a role to play in ensuring that antibiotics remain effective

Eight out of ten Europeans (exactly 81%) share the view that "Everyone has a role to play to ensure that antibiotics remain effective"¹⁶ and as many as 42% "totally agree" (39% "tend to agree") with this statement.

9% disagree, while a slightly higher percentage of respondents (10%) did not express an opinion.

It seems therefore that the message that the effectiveness of antibiotics concerns everyone has been absorbed by the general public.

QD2b. Please tell me to what extent you agree or disagree with the following statement: Everyone has a role to play to ensure that antibiotics remain effective.

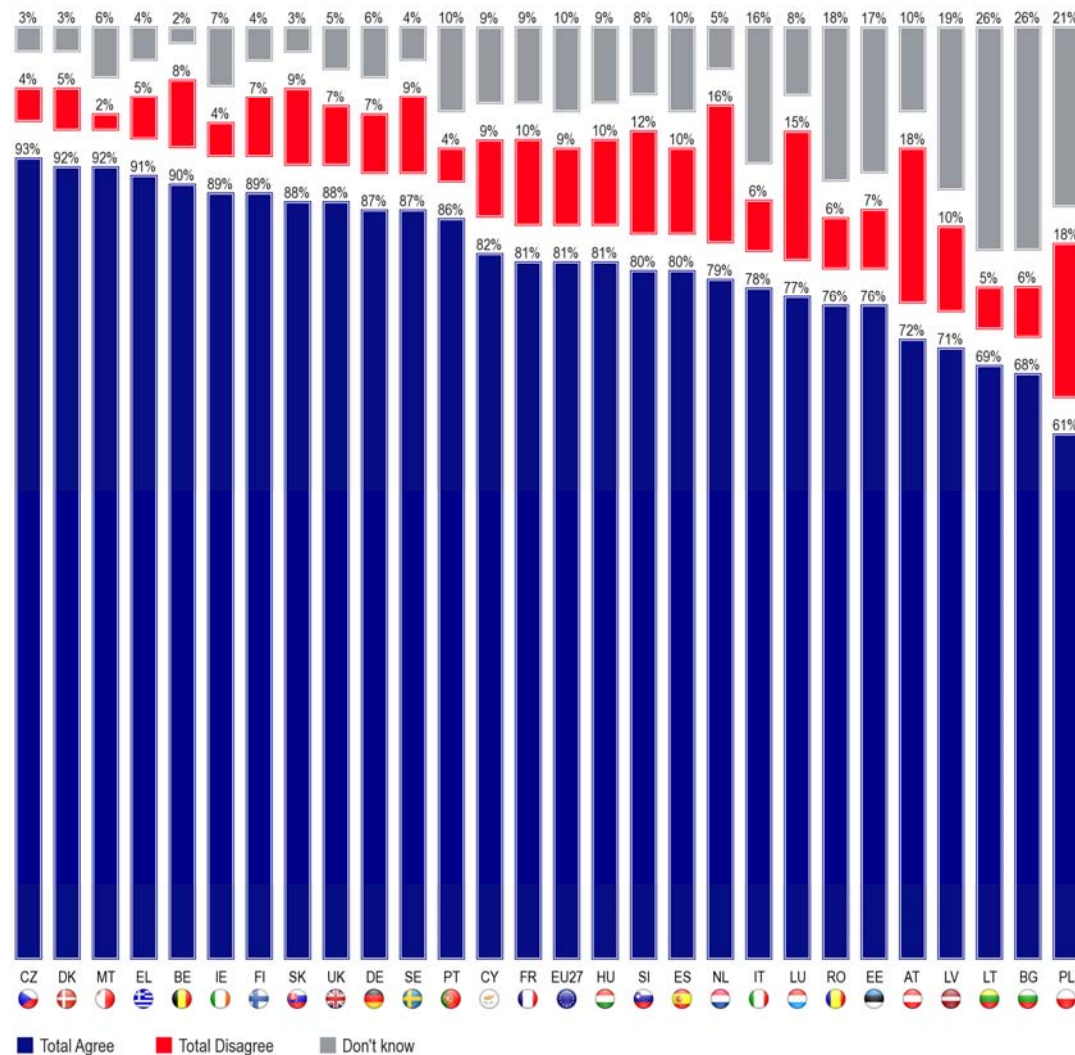


This view is shared by more than nine out of ten respondents in the Czech Republic (93%), Malta and Denmark (92% each), Greece (91%) and Belgium (90%).

¹⁶ QD2b Please tell me to what extent you agree or disagree with the following statement: Everyone has a role to play to ensure that antibiotics remain effective.

Respondents in Poland (61%), Bulgaria (68%), the Baltic States (around 70%), Austria (72%) and Romania and Estonia (76%) tend to be the least convinced. However, these lower scores can be explained to some extent by the levels of DK answers in some of these countries.

QD2b. Please tell me to what extent you agree or disagree with the following statement: Everyone has a role to play to ensure that antibiotics remain effective.



This consensus applies to all the socio-demographic and socio-professional categories considered in this survey, with few exceptions, though young people aged between 15 and 24 are the least likely to agree with the statement "Everyone has a role to play to ensure that antibiotics remain effective" (76% versus 81% for the European average and for respondents aged 55 or over).

It should also be noted that 88% of respondents who have changed their views on antibiotics agree with the QD2b statement (compared with 85% of those who have not changed their mind).

In addition, 88% of interviewees with a good objective knowledge of antibiotics agree with the statement that everyone has a role to play to ensure the effectiveness of antibiotics, compared with only 69% of those whose objective knowledge is poor.

In conclusion, we can say that the better informed respondents are about antibiotics, the more convinced they are that everyone has a role to play to ensure that this type of drug is used effectively.

QD2b Please tell me to what extent you agree or disagree with the following statement: Everyone has a role to play to ensure that antibiotics remain effective.			
	Total "Agree"	Total "Disagree"	DK
EU27	81%	9%	10%
Age			
15-24	76%	12%	12%
25-39	81%	10%	9%
40-54	84%	8%	8%
55 +	81%	7%	12%
Changed views on antibiotics			
Yes	88%	8%	4%
No	85%	8%	7%
Level of knowledge about antibiotics			
Bad	69%	10%	21%
Average	83%	9%	8%
Good	88%	8%	4%

CONCLUSION

This survey, carried out in the 27 European Union Member States, shows that the ideas and behaviour of Europeans concerning antibiotics vary considerably, not only from one country (or group of countries) to another, but also from one socio-demographic profile to another. The main lessons of this survey include:

- First, 40% of Europeans have taken antibiotics during the last twelve months. Among these users of antibiotics, 5% obtained them without medical supervision: 3% bought them from a pharmacy without prescription and 2% used antibiotics left over from a previous course of treatment. Nevertheless, this European average conceals fairly wide differences between the Member States. Antibiotic use is the highest in southern European Union countries. Contrary to expectations, the youngest respondents are the most likely to take antibiotics.
- Secondly, there is a negative correlation between the use of antibiotics and the respondent's level of objective knowledge of antibiotics since **the respondents whose objective knowledge is the poorest are more likely to use antibiotics** (42% compared with 38% of those who gave the most right answers to the questions on antibiotics). The respondents who are the most knowledgeable about antibiotics seem to behave more responsibly.
- Although the vast majority of Europeans are aware that taking too many antibiotics makes them ineffective (83%), their knowledge of antibiotics could be improved. **Moreover, the main reason given by Europeans for taking antibiotics is to treat flu (20%)**. In addition, 14% of Europeans take antibiotics for a cold, although it is a known fact that antibiotics do not kill viruses.

When tested on their knowledge of the effects of antibiotics via four statements, only 20% of Europeans gave four right answers. **Respondents in the northern European Union countries are obviously the best informed about these effects.**

- In addition, the respondents who gave the fewest wrong answers are those who said that they had received information advising against taking antibiotics

unnecessarily. This result suggests that **the information seems to have been absorbed by the people exposed to it**. The respondents who are the least familiar with the effects and role of antibiotics are also the most likely to have changed their views on antibiotics.

In order for **antibiotic awareness campaigns to achieve their goal, it is necessary therefore not only to prove the public health benefits but also to demonstrate that antibiotics are totally ineffective against viruses** (contrary to certain preconceived ideas which are still widely held by the general public, in particular by young people). They must also reflect local conditions. This survey has shown that there are significant differences between Member States.

General practitioners seem to be best placed to convey this type of message and must be involved in these campaigns. They seem to have most legitimacy, although awareness campaigns via TV advertisements targeting the general public remain pertinent as a way of reaching the widest possible audience. A mix of media and sources of information should therefore be used in order to raise awareness and have as broad and lasting an impact as possible.

It is important to emphasise to the public the risks entailed in taking antibiotics unnecessarily, since if we do not change our behaviour, future generations will be the main victims. They would willingly forgo such an inheritance.

ANNEXES

**MEMO ON THE SURVEYS CARRIED OUT
BEFORE/AFTER THE EUROPEAN
ANTIBIOTIC AWARENESS DAY
ON 18 NOVEMBER 2009**

**Antimicrobial resistance:
Memo on the surveys carried out before/after the
European Antibiotic Awareness Day on 18 November 2009**

INTRODUCTION

The aim of the second European Antibiotic Awareness Day on 18 November 2009, which was coordinated by the European Centre for Disease Prevention and Control (ECDC), was to warn Europeans of the public health threat of antimicrobial resistance and, accordingly, to call for a more responsible use of antibiotics.

It should be borne in mind that the interviews for this survey were conducted between 13 November and 9 December 2009, that is to say before and after the European Antibiotic Awareness Day. Thus, of the 26,761 interviews, 4,033 were conducted before the campaign was launched and 22,728 were conducted after 18 November.

As far as possible, and whenever relevant, we will analyse the results by interview date to establish whether there is a difference in the answers which might be due to the influence of the second European Antibiotic Awareness Day. We will also examine the statistical interval for each result, which will enable us to determine the validity of the differences in results recorded.

1. THE USE OF ANTIBIOTICS

◆ There is a very small difference between the responses of the two groups to the question on the use of antibiotics: 43% of the respondents interviewed before 18 November said that they had taken them compared with 40% of those interviewed after that date. As the statistical confidence level is higher than 95%, we can therefore consider that there is a significant difference on this point between the two groups in the sample. Nevertheless, this difference is only 3 points.

◆ The proportion of respondents who had obtained antibiotics on prescription or had had them administered by a medical practitioner is similar: 95% of those who had taken antibiotics in both groups. 4% of the respondents interviewed before the campaign obtained them from a pharmacy without prescription compared with only 2% of those interviewed after the launch of the campaign.

¹ The European Antibiotic Awareness Day web site can be consulted at:
<http://ecdc.europa.eu/en/EAAD/Pages/Home.aspx>

2. KNOWLEDGE ABOUT ANTIBIOTICS

◆ The average number of right answers recorded in interviews conducted before 18 November is very close to the post-18 November average (2.2 for the first group compared with 2.3 for the second group).

◆ However, a more detailed analysis reveals a slightly higher proportion of right answers for the four objective knowledge questions among the respondents who were interviewed after the information campaign:

	Before the 18 of november		After the 18 of november	
	TRUE	FALSE	TRUE	FALSE
Antibiotics kill viruses	55%	33%	52%	37%
Antibiotics are effective against cold and flu	50%	43%	47%	46%
Unnecessary use of antibiotics make them become ineffective	80%	9%	83%	8%
Taking antibiotics often has side-effects such as diarrhoea	66%	15%	68%	15%

The right answers are in bold.

◆ Here the statistical confidence level is higher than 95% which means that the results obtained for the two parts of the sample are indeed different. We note therefore that the people interviewed after the European Antibiotic Awareness Day are slightly more knowledgeable about antibiotics.

3. THE ANTIBIOTIC AWARENESS CAMPAIGN

◆ The proportion of respondents who remember receiving this information is identical among those who were interviewed before the European Antibiotic Awareness Day on 18 November and those who were interviewed afterwards (exactly 37%). The first possibility is that the people interviewed before 18 November are referring to older information which had a sufficient impact on them that they still remember it today. The second is that the people interviewed after 18 November have not yet been exposed, or have been insufficiently exposed, to the newly launched campaign to remember the information². Everything suggests therefore that only the repetition of messages over a long period of time can really change ideas and ultimately behaviour.

◆ Finally, the people interviewed before the launch of the second European Antibiotic Awareness Day seem less likely to consider that everyone has a role to play (77% versus 82% of the respondents interviewed after 18 November).

In this instance, the confidence interval higher than 95% emphasises the difference in the results obtained for the two sample groups.

² Moreover, this seems to be confirmed by the media plans envisaged by the European Union Member States which differ considerably from one Member State to another.

CONCLUSION

- ◆ The statistical confidence levels calculated for the various results often show a statistical difference between the sample interviewed before the European Antibiotic Awareness day and the sample interviewed afterwards. However, these differences are slight.
- ◆ It is therefore difficult to judge, on the basis of this survey, the impact of the second European Antibiotic Awareness Day on the behaviour of Europeans as regards antibiotics.
- ◆ It is also too soon to judge what impact the European Day has had since it was first held in 2008. Only the repetition of messages over a long period of time can really change the attitudes and ultimately the behaviour of Europeans with regard to antibiotics.

TECHNICAL SPECIFICATIONS

SPECIAL EUROBAROMETER N° 338

"Anti-microbial resistance"

TECHNICAL SPECIFICATIONS

Between the 13th of November and the 9th of December 2009, TNS Opinion & Social, a consortium created between TNS plc and TNS opinion, carried out wave 72.5 of the EUROBAROMETER, on request of the EUROPEAN COMMISSION, Directorate-General for Communication, "Research and Political Analysis".

The SPECIAL EUROBAROMETER N°338 is part of wave 72.5 and covers the population of the respective nationalities of the European Union Member States, resident in each of the Member States and aged 15 years and over. The basic sample design applied in all states is a multi-stage, random (probability) one. In each country, a number of sampling points was drawn with probability proportional to population size (for a total coverage of the country) and to population density.

In order to do so, the sampling points were drawn systematically from each of the "administrative regional units", after stratification by individual unit and type of area. They thus represent the whole territory of the countries surveyed according to the EUROSTAT NUTS II (or equivalent) and according to the distribution of the resident population of the respective nationalities in terms of metropolitan, urban and rural areas. In each of the selected sampling points, a starting address was drawn, at random. Further addresses (every Nth address) were selected by standard "random route" procedures, from the initial address. In each household, the respondent was drawn, at random (following the "closest birthday rule"). All interviews were conducted face-to-face in people's homes and in the appropriate national language. As far as the data capture is concerned, CAPI (*Computer Assisted Personal Interview*) was used in those countries where this technique was available.



EUROBAROMETER



European
Commission

ABBREVIATIONS	COUNTRIES	INSTITUTES	N° INTERVIEWS	FIELDWORK DATES		POPULATION 15+
BE	Belgium	TNS Dimarso	1.003	19/11/2009	07/12/2009	8.866.411
BG	Bulgaria	TNS BBSS	1.007	13/11/2009	23/11/2009	6.584.957
CZ	Czech Rep.	TNS Aisa	1.096	14/11/2009	27/11/2009	8.987.535
DK	Denmark	TNS Gallup DK	1.008	14/11/2009	09/12/2009	4.503.365
DE	Germany	TNS Infratest	1.522	13/11/2009	02/12/2009	64.545.601
EE	Estonia	Emor	1.000	13/11/2009	06/12/2009	916.000
IE	Ireland	TNS MRBI	1.014	13/11/2009	29/11/2009	3.375.399
EL	Greece	TNS ICAP	1.000	14/11/2009	03/12/2009	8.693.566
ES	Spain	TNS Demoscopia	1.023	13/11/2009	06/12/2009	39.059.211
FR	France	TNS Sofres	1.005	13/11/2009	08/12/2009	47.620.942
IT	Italy	TNS Infratest	1.039	13/11/2009	29/11/2009	51.252.247
CY	Rep. of Cyprus	Synovate	502	13/11/2009	04/12/2009	651.400
LV	Latvia	TNS Latvia	1.004	13/11/2009	30/11/2009	1.448.719
LT	Lithuania	TNS Gallup Lithuania	1.027	13/11/2009	29/11/2009	2.849.359
LU	Luxembourg	TNS ILReS	502	13/11/2009	05/12/2009	404.907
HU	Hungary	TNS Hungary	1.017	13/11/2009	30/11/2009	8.320.614
MT	Malta	MISCO	500	13/11/2009	04/12/2009	335.476
NL	Netherlands	TNS NIPO	1.004	13/11/2009	06/12/2009	13.288.200
AT	Austria	Österreichisches Gallup-Institut	1.001	13/11/2009	01/12/2009	6.973.277
PL	Poland	TNS OBOP	1.000	14/11/2009	02/12/2009	32.306.436
PT	Portugal	TNS EUROTESTE	1.038	17/11/2009	08/12/2009	8.080.915
RO	Romania	TNS CSOP	1.008	14/11/2009	27/11/2009	18.246.731
SI	Slovenia	RM PLUS	1.017	13/11/2009	06/12/2009	1.748.308
SK	Slovakia	TNS AISA SK	1.047	14/11/2009	27/11/2009	4.549.954
FI	Finland	TNS Gallup Oy	1.041	17/11/2009	08/12/2009	4.412.321
SE	Sweden	TNS GALLUP	1.014	13/11/2009	06/12/2009	7.723.931
UK	United Kingdom	TNS UK	1.322	13/11/2009	03/12/2009	51.081.866
TOTAL			26.761	13/11/2009	09/12/2009	406.827.648

For each country a comparison between the sample and the universe was carried out. The Universe description was derived from Eurostat population data or from national statistics offices. For all countries surveyed, a national weighting procedure, using marginal and intercellular weighting, was carried out based on this Universe description. In all countries, gender, age, region and size of locality were introduced in the iteration procedure. For international weighting (i.e. EU averages), TNS Opinion & Social applies the official population figures as provided by EUROSTAT or national statistic offices. The total population figures for input in this post-weighting procedure are listed above.

Readers are reminded that survey results are estimations, the accuracy of which, everything being equal, rests upon the sample size and upon the observed percentage. With samples of about 1,000 interviews, the real percentages vary within the following confidence limits:

Observed percentages	10% or 90%	20% or 80%	30% or 70%	40% or 60%	50%
Confidence limits	± 1.9 points	± 2.5 points	± 2.7 points	± 3.0 points	± 3.1 points

QUESTIONNAIRE

Now let's talk about another topic.

QD1a Have you taken any antibiotics orally such as tablets, powder or syrup in the last 12 months?

Yes	1
No	2

NEW

ASK QD1b AND QD1c IF "YES", CODE 1 IN QD1a – OTHERS GO TO QD2a

QD1b How did you obtain the last course of antibiotics that you used?

(READ OUT – ONE ANSWER ONLY)

From a medical prescription	1
Administered by a medical practitioner	2
You had some left over from a previous course	3
Without prescription from a pharmacy	4
Without prescription from elsewhere	5
Don't remember (SPONTANEOUS)	6
DK	7

NEW

Parlons maintenant d'un autre sujet.

QD1a Avez-vous pris des antibiotiques par voie orale, tels que des comprimés, de la poudre ou du sirop au cours des 12 derniers mois ?

Oui	1
Non	2

NEW

POSER QD1b ET QD1c SI "OUI", CODE 1 EN QD1a - LES AUTRES ALLER EN QD2a

QD1b Comment avez-vous obtenu le dernier traitement antibiotique que vous avez pris ?

(LIRE – UNE SEULE REPONSE POSSIBLE)

Sur prescription médicale	1
Administré par une personne du corps médical	2
Il vous en restait un peu d'un précédent traitement	3
Sans prescription, dans une pharmacie	4
Sans prescription, ailleurs	5
Ne se souvient pas (SPONTANE)	6
NSP	7

NEW

--

QD1c	What was the reason for last taking antibiotics that you used?
------	--

(SHOW CARD – READ OUT – MULTIPLE ANSWERS POSSIBLE)
--

Pneumonia (an infection causing an inflammation of one or both lungs)	1,
Bronchitis (Inflammation and swelling of the bronchi, the airways that carry airflow from the trachea into the lungs)	2,
Rhinopharyngitis (inflammation of the mucous membrane of the nose and pharynx)	3,
Flu	4,
Cold	5,
Sore throat	6,
Cough	7,
Fever	8,
Headache	9,
Diarrhoea	10,
Urinary tract infection	11,
Skin or wound infection	12,
Other (SPONTANEOUS)	13,
DK	14,

NEW

--

QD1c	Quelle est la raison pour laquelle vous avez pris dernièrement des antibiotiques ?
------	--

(MONTRER CARTE – LIRE – PLUSIEURS REPONSES POSSIBLES)

Une pneumonie (une infection qui cause une inflammation d'un ou des poumons)	1,
Une bronchite (une inflammation et un encombrement des bronches, les voies respiratoires qui acheminent le flux d'air de la trachée dans les poumons)	2,
Une rhinopharyngite (une inflammation de la muqueuse du nez et du pharynx)	3,
La grippe	4,
Un rhume	5,
Un mal de gorge	6,
De la toux	7,
De la fièvre	8,
Un mal de tête	9,
De la diarrhée	10,
Une infection urinaire	11,
Une infection de la peau ou d'une blessure	12,
Autre (SPONTANE)	13,
NSP	14,

NEW

ASK ALL

QD2a For each of the following statements, please tell me whether you think it is true or false.

(ONE ANSWER PER LINE)

	(READ OUT)	True.	False.	DK
--	------------	-------	--------	----

1	Antibiotics kill viruses	1	2	3
2	Antibiotics are effective against cold and flu	1	2	3
3	Unnecessary use of antibiotics make them become ineffective	1	2	3
4	Taking antibiotics often has side-effects such as diarrhoea	1	2	3

NEW (ITEM 1 FROM EB63.1 QA10)

QD2b Please tell me to what extent you agree or disagree with the following statement: Everyone has a role to play to ensure that antibiotics remain effective.

(READ OUT – ONE ANSWER ONLY)

Totally agree	1
Tend to agree	2
Tend to disagree	3
Totally disagree	4
DK	5

NEW

A TOUS

QD2a Pour chacune des propositions suivantes, veuillez me dire si vous pensez qu'elle est vraie ou fausse.

(UNE REPONSE PAR LIGNE)

	(LIRE)	VRAIE.	FAUSSE.	NSP
--	--------	--------	---------	-----

1	Les antibiotiques tuent les virus	1	2	3
2	Les antibiotiques sont efficaces contre le rhume et la grippe	1	2	3
3	La surconsommation d'antibiotiques les rend inefficaces	1	2	3
4	La prise d'antibiotiques a souvent des effets secondaires tels que la diarrhée	1	2	3

NEW (ITEM 1 FROM EB63.1 QA10)

QD2b Veuillez me dire dans quelle mesure vous êtes d'accord ou pas d'accord avec la proposition suivante : Tout le monde a un rôle à jouer pour garantir que les antibiotiques restent efficaces.

(LIRE – UNE SEULE REPONSE)

Tout à fait d'accord	1
Plutôt d'accord	2
Plutôt pas d'accord	3
Pas du tout d'accord	4
NSP	5

NEW

QD3a	In the last 12 months, Do you remember getting any information about not taking any antibiotics unnecessarily, for example, messages about not taking antibiotics in case of cold or flu?

--	--

Yes	1
No	2

NEW

ASK QD3b TO QD3d IF "YES", CODE 1 IN QD3a – OTHERS GO TO QD4
--

--

QD3b	Where did you first get this information about not taking any antibiotics unnecessarily?
------	--

(DO NOT READ OUT – DO NOT SHOW CARD – USE THE PRE-CODED LIST – ONE ANSWER ONLY)

A doctor told me	1
A pharmacist told me	2
Another health professional (e.g. nurse, physical therapist) told me	3
A family member or friend told me	4
I saw it on a TV advertisement	5
I saw it in a leaflet or on a poster	6
I read it in a newspaper or I saw it on the TV news	7
I heard it on the radio	8
I saw it on the Internet	9
Other	10
DK	11

NEW

QD3a	Au cours des 12 derniers mois, vous souvenez-vous avoir reçu des informations recommandant de ne pas prendre des antibiotiques quand cela n'est pas nécessaire, par exemple, des messages à propos du fait de ne pas prendre d'antibiotiques pour un rhume ou une grippe ?

--	--

Oui	1
Non	2

NEW

POSER QD3b A QD3d SI "OUI", CODE 1 EN QD3a - LES AUTRES ALLER EN QD4
--

--

QD3b	Où avez-vous d'abord obtenu cette information recommandant de ne pas prendre des antibiotiques quand cela n'est pas nécessaire ?
------	--

(NE PAS LIRE – NE PAS MONTRER CARTE – UTILISER LA LISTE PRE-CODEE – UNE SEULE REPONSE)
--

Un médecin m'en a parlé	1
Un pharmacien m'en a parlé	2
Un autre professionnel de la santé (par exemple une infirmière, un kinésithérapeute) m'en a parlé	3
Un membre de ma famille ou un ami m'en a parlé	4
J'ai vu une annonce à la télévision	5
J'ai vu une brochure ou une affiche à ce sujet	6
J'ai lu à ce propos dans un journal de la presse écrite ou j'ai regardé un journal télévisé l'évoquant	7
J'en ai entendu parler à la radio	8
J'ai lu à ce propos sur Internet	9
Autre	10
NSP	11

NEW

QD3c	Did the information that you received change your views on antibiotics?

--	--

Yes	1
No	2
DK	3

NEW

ASK QD3d IF "YES", CODE 1 IN QD3c – OTHERS GO TO QD4
--

--

QD3d	In what way did this information change your views on antibiotics?
------	--

(READ OUT – MULTIPLE ANSWERS POSSIBLE)
--

You will always consult a doctor in situations when you think you need an antibiotic	1,
You will no longer self-medicate with antibiotics	2,
You will no longer take antibiotics without a prescription from a doctor	3,
You will no longer keep left over antibiotics for next time you are ill	4,
Other (SPONTANEOUS)	5,
None (SPONTANEOUS)	6,
DK	7,

NEW

QD3c	Est-ce que l'information que vous avez reçue vous a fait changer d'avis à l'égard des antibiotiques ?

--	--

Oui	1
Non	2
NSP	3

NEW

POSER QD3d SI "OUI", CODE 1 EN QD3c - LES AUTRES ALLER EN QD4

--

QD3d	De quelle manière cette information vous a-t-elle fait changer d'avis à l'égard des antibiotiques ?
------	---

(LIRE – PLUSIEURS REPONSES POSSIBLES)

Vous consulterez toujours un médecin lorsque vous pensez que vous avez besoin d'un antibiotique	1,
Vous ne vous auto-médicamenterez plus avec des antibiotiques	2,
Vous n'irez plus chercher des antibiotiques sans la prescription d'un médecin	3,
Vous ne conserverez plus les antibiotiques restants pour la prochaine fois où vous serez malade	4,
Autre (SPONTANE)	5,
Aucun (SPONTANE)	6,
NSP	7,

NEW

ASK ALL

QD4 Which of the following sources of information would you use in order to get trustworthy information on antibiotics?

(SHOW CARD – READ OUT - MAX. 3 ANSWERS)

A doctor	1,
A nurse	2,
A pharmacy	3,
A hospital	4,
Another health care facility	5,
Family or friends	6,
The Internet site from the National Government\the Ministry of Health	7,
The Internet site from the (NATIONAL PUBLIC HEALTH INSTITUTE - USE APPROPRIATE NAMING IN EACH COUNTRY)	8,
The Internet site on Public Health from the European Union	9,
Another health related Internet site	10,
A Health Medical Encyclopedia	11,
A national, independent public health body or organisation	12,
A newspaper or magazine	13,
A health related magazine	14,
DK	15,

NEW

A TOUS

QD4 Parmi les sources d'information suivantes, laquelle utiliseriez-vous afin d'obtenir des informations fiables sur les antibiotiques ?

(MONTRER CARTE – LIRE – MAX. 3 REPONSES)

Un médecin	1,
Un infirmier\ Une infirmière	2,
Une pharmacie	3,
Un hôpital	4,
Un autre établissement de santé	5,
La famille ou des amis	6,
Le site Internet du Gouvernement national\ Ministère de la Santé	7,
Le site Internet de (INSTITUT NATIONAL DE SANTE PUBLIQUE – UTILISER L'APPELATION APPROPRIEE DANS CHAQUE PAYS)	8,
Le site Internet sur la Santé Publique de l'Union européenne	9,
Un autre site Internet ayant trait à la santé	10,
Une encyclopédie médicale	11,
Une organisation ou un établissement indépendant de santé publique national	12,
Un journal ou un magazine général	13,
Un magazine relatif à la santé	14,
NSP	15,





























NEW

TABLES

QD1a Avez-vous pris des antibiotiques par voie orale, tels que des comprimés, de la poudre ou du sirop au cours des 12 derniers mois ?

QD1a Have you taken any antibiotics orally such as tablets, powder or syrup in the last 12 months?






























QD1a Haben Sie in den vergangenen 12 Monaten Antibiotika in oraler Form eingenommen, z.B. als Tabletten, Pulver oder Sirup?

		Oui Yes Ja	Non No Nein
%		EB 72.5	EB 72.5
	EU 27	40	60
	BE	36	64
	BG	35	65
	CZ	33	67
	DK	30	70
	D-W	30	70
	DE	28	72
	D-E	23	77
	EE	34	66
	IE	45	55
	EL	34	66
	ES	53	47
	FR	42	58
	IT	57	43
	CY	44	56
	LV	31	69
	LT	37	63
	LU	40	60
	HU	36	64
	MT	55	45
	NL	30	70
	AT	37	63
	PL	33	67
	PT	33	67
	RO	51	49
	SI	27	73
	SK	44	56
	FI	32	68
	SE	22	78
	UK	42	58

QD1b Comment avez-vous obtenu le dernier traitement antibiotique que vous avez pris ?

QD1b How did you obtain the last course of antibiotics that you used?































QD1b Wie haben Sie die letzte Antibiotikakur erhalten, die Sie durchgeführt haben?

		Sur prescription médicale / Administré par une personne du corps médical	Il vous en restait un peu d'un précédent traitement	Sans prescription, dans une pharmacie	Sans prescription, ailleurs	Ne se souvient pas (SPONTANE)	NSP
		From a medical prescription / Administered by a medical practitioner	You had some left over from a previous course	Without prescription from a pharmacy	Without prescription from elsewhere	Don't remember (SPONTANEOUS)	DK
		Per ärztlicher Verschreibung (Rezept) / Wurde vom Arzt verabreicht	Sie hatten noch welche von der letzten Antibiotikakur übrig	Aus einer Apotheke, ohne Rezept	Von einer anderen Stelle, ohne Rezept	Spontan: Kann mich nicht erinnern	Weiß nicht / Keine Angabe
%		EB 72.5	EB 72.5	EB 72.5	EB 72.5	EB 72.5	EB 72.5
	EU 27	95	2	3	0	0	0
	BE	95	2	2	0	1	0
	BG	91	1	5	1	0	2
	CZ	98	1	1	0	0	0
	DK	97	1	0	2	0	0
	D-W	98	2	0	0	0	0
	DE	98	1	1	0	0	0
	D-E	96	0	4	0	0	0
	EE	88	4	5	3	0	0
	IE	96	0	1	1	0	2
	EL	89	3	7	1	0	0
	ES	92	3	4	1	0	0
	FR	97	1	1	1	0	0
	IT	95	3	1	1	0	0
	CY	94	0	6	0	0	0
	LV	88	5	6	1	0	0
	LT	86	5	7	1	1	0
	LU	98	1	0	1	0	0
	HU	92	2	5	0	1	0
	MT	94	1	4	0	0	1
	NL	97	1	1	1	0	0
	AT	93	2	4	1	0	0
	PL	96	1	1	0	2	0
	PT	98	1	1	0	0	0
	RO	79	3	16	0	1	1
	SI	97	0	2	0	0	1
	SK	96	2	2	0	0	0
	FI	99	0	1	0	0	0
	SE	98	1	1	0	0	0
	UK	97	0	2	1	0	0

QD1c.1 Quelle est la raison pour laquelle vous avez pris dernièrement des antibiotiques ? (PLUSIEURS REPONSES POSSIBLES)

QD1c.1 What was the reason for last taking antibiotics that you used? (MULTIPLE ANSWERS POSSIBLE)































QD1c.1 Aus welchem Grund haben Sie zuletzt Antibiotika eingenommen? (MEHRFACHNENNUNGEN MÖGLICH)

1/2		Une pneumonie (une infection qui cause une inflammation d'un ou des poumons)	Une bronchite (une inflammation et un engorgement des bronches, les voies respiratoires qui acheminent le flux d'air de la trachée dans les poumons)	Une rhinopharyngite (une inflammation de la muqueuse du nez et du pharynx)	La grippe	Un rhume	Un mal de gorge	De la toux
		Pneumonia (an infection causing an inflammation of one or both lungs)	Bronchitis (Inflammation and swelling of the bronchi, the airways that carry airflow from the trachea into the lungs)	Rhinopharyngitis (inflammation of the mucous membrane of the nose and pharynx)	Flu	Cold	Sore throat	Cough
		Lungenentzündung (Infekt, der eine Entzündung einer oder beider Lungenflügel hervorruft)	Bronchitis (Entzündung und Schwellung der Bronchien, d.h. der Atemwege, über die die Luft von der Luftröhre in die Lunge gelangt)	Rhinopharyngitis (Entzündung der Nasenschleimhaut und des Rachens)	Grippe	Erkältung	Halsschmerzen	Husten
%		EB 72.5	EB 72.5	EB 72.5	EB 72.5	EB 72.5	EB 72.5	EB 72.5
	EU 27	4	17	8	20	14	15	9
	BE	5	24	14	18	12	14	6
	BG	7	16	3	26	32	18	15
	CZ	6	27	10	19	8	14	7
	DK	15	7	13	10	3	10	2
	D-W	5	21	3	25	10	7	5
	DE	4	20	4	23	11	8	5
	D-E	2	19	8	18	12	11	6
	EE	6	12	5	13	15	7	6
	IE	5	22	6	15	5	15	3
	EL	5	8	4	25	27	17	13
	ES	3	8	6	32	24	25	17
	FR	3	20	12	8	7	14	5
	IT	3	24	16	23	7	19	8
	CY	2	9	6	28	27	9	7
	LV	4	14	4	11	30	13	6
	LT	6	16	4	19	19	10	8
	LU	3	13	11	19	4	8	1
	HU	9	12	5	22	23	31	15
	MT	3	7	3	26	17	31	7
	NL	11	14	12	4	4	4	4
	AT	11	23	4	31	23	23	20
	PL	3	24	4	19	22	14	5
	PT	2	9	1	22	8	21	4
	RO	6	10	6	20	40	10	13
	SI	11	10	5	5	7	20	5
	SK	7	25	5	24	7	27	18
	FI	5	19	21	7	1	3	1
	SE	7	6	11	6	3	8	1
	UK	2	14	2	12	7	10	6

QD1c.1 Quelle est la raison pour laquelle vous avez pris dernièrement des antibiotiques ? (PLUSIEURS REPONSES POSSIBLES)

QD1c.1 What was the reason for last taking antibiotics that you used? (MULTIPLE ANSWERS POSSIBLE)































QD1c.1 Aus welchem Grund haben Sie zuletzt Antibiotika eingenommen? (MEHRFACHNENNUNGEN MÖGLICH)

2/2		De la fièvre	Un mal de tête	De la diarrhée	Une infection urinaire	Une infection de la peau ou d'une blessure	Autre (SPONTANE)	NSP
		Fever	Headache	Diarrhoea	Urinary tract infection	Skin or wound infection	Other (SPONTANEOUS)	DK
		Fieber	Kopfschmerzen	Diarrhöe /Durchfall	Harnwegsinfekt	Haut- oder Wundinfektion	Spontan: Andere	Weiß nicht / Keine Angabe
%		EB 72.5	EB 72.5	EB 72.5	EB 72.5	EB 72.5	EB 72.5	EB 72.5
	EU 27	9	5	1	7	6	20	2
	BE	4	5	1	5	6	18	2
	BG	14	6	0	5	2	6	1
	CZ	12	6	3	14	3	8	1
	DK	3	1	2	14	18	24	1
	D-W	3	3	2	9	7	17	3
	DE	4	3	2	9	9	17	3
	D-E	7	7	3	8	16	17	2
	EE	8	9	2	4	2	33	2
	IE	2	2	0	10	5	19	2
	EL	10	6	0	4	5	18	0
	ES	18	12	2	4	3	18	1
	FR	6	4	1	7	7	26	0
	IT	10	1	1	7	4	14	0
	CY	4	8	3	5	5	26	0
	LV	2	4	0	3	5	25	1
	LT	8	3	0	4	5	25	2
	LU	1	1	0	8	6	24	1
	HU	19	9	2	3	1	6	1
	MT	9	3	0	3	7	12	3
	NL	2	2	2	15	11	31	2
	AT	21	10	3	8	4	6	0
	PL	7	3	1	4	2	14	4
	PT	7	2	0	5	5	21	3
	RO	14	11	1	8	3	14	4
	SI	8	7	1	11	8	29	0
	SK	22	10	1	9	2	8	1
	FI	2	1	1	10	14	24	0
	SE	3	2	2	23	16	27	0
	UK	3	3	1	7	10	35	2

QD1c.2 Quelle est la raison pour laquelle vous avez pris dernièrement des antibiotiques ? (PLUSIEURS REPONSES POSSIBLES)

QD1c.2 What was the reason for last taking antibiotics that you used? (MULTIPLE ANSWERS POSSIBLE)































QD1c.2 Aus welchem Grund haben Sie zuletzt Antibiotika eingenommen? (MEHRFACHNENNUNGEN MÖGLICH)

		Maladie seulement Illness only Nur Krankheit	Symptôme seulement Symptom only Nur Symptom	Maladie et symptôme Illness and symptom Krankheit und Symptom	NSP DK Weiß nicht / Keine Angabe
%		EB 72.5	EB 72.5	EB 72.5	EB 72.5
	EU 27	42	25	13	20
	BE	50	19	12	19
	BG	59	18	17	6
	CZ	48	29	14	9
	DK	33	37	6	24
	D-W	50	21	9	20
	DE	48	23	9	20
	D-E	38	32	11	19
	EE	37	18	10	35
	IE	46	29	5	20
	EL	43	24	15	18
	ES	36	23	23	18
	FR	38	28	8	26
	IT	46	26	15	13
	CY	45	16	14	25
	LV	46	20	9	25
	LT	46	17	12	25
	LU	50	25	0	25
	HU	41	32	21	6
	MT	34	37	15	14
	NL	34	29	7	30
	AT	49	19	26	6
	PL	55	17	10	18
	PT	36	37	4	23
	RO	43	18	22	17
	SI	26	36	9	29
	SK	39	30	23	8
	FI	45	27	5	23
	SE	24	43	5	28
	UK	29	30	5	36

QD2a.1 Pour chacune des propositions suivantes, veuillez me dire si vous pensez qu'elle est vraie ou fausse.
Les antibiotiques tuent les virus

QD2a.1 For each of the following statements, please tell me whether you think it is true or false.
Antibiotics kill viruses































QD2a.1 Sagen Sie mir bitte für jede der folgenden Aussagen, ob sie Ihrer Meinung nach richtig oder falsch ist.
Antibiotika zerstören Viren

		VRAIE	FAUSSE	NSP
		TRUE	FALSE	DK
		RICHTIG	FALSCH	WN
%		EB 72.5	EB 72.5	EB 72.5
	EU 27	53	36	11
	BE	39	56	5
	BG	62	22	16
	CZ	69	26	5
	DK	43	52	5
	D-W	51	32	17
	DE	53	31	16
	D-E	61	27	12
	EE	57	32	11
	IE	46	45	9
	EL	73	24	3
	ES	63	23	14
	FR	31	58	11
	IT	62	29	9
	CY	63	21	16
	LV	60	26	14
	LT	67	20	13
	LU	44	46	10
	HU	65	27	8
	MT	75	18	7
	NL	43	52	5
	AT	73	17	10
	PL	55	33	12
	PT	78	14	8
	RO	71	14	15
	SI	44	47	9
	SK	66	29	5
	FI	36	58	6
	SE	24	73	3
	UK	42	50	8

QD2a.2 Pour chacune des propositions suivantes, veuillez me dire si vous pensez qu'elle est vraie ou fausse.
Les antibiotiques sont efficaces contre le rhume et la grippe

QD2a.2 For each of the following statements, please tell me whether you think it is true or false.
Antibiotics are effective against cold and flu































QD2a.2 Sagen Sie mir bitte für jede der folgenden Aussagen, ob sie Ihrer Meinung nach richtig oder falsch ist.
Antibiotika sind ein effektives Mittel gegen Grippe und Erkältungen

		VRAIE	FAUSSE	NSP
		TRUE	FALSE	DK
		RICHTIG	FALSCH	WN
		EB 72.5	EB 72.5	EB 72.5
	EU 27	47	46	7
	BE	28	69	3
	BG	60	27	13
	CZ	44	53	3
	DK	31	65	4
	D-W	57	32	11
	DE	57	33	10
	D-E	59	35	6
	EE	43	48	9
	IE	38	55	7
	EL	70	28	2
	ES	61	32	7
	FR	30	64	6
	IT	44	49	7
	CY	68	23	9
	LV	52	35	13
	LT	60	29	11
	LU	36	57	7
	HU	66	29	5
	MT	65	30	5
	NL	30	66	4
	AT	70	26	4
	PL	61	30	9
	PT	73	18	9
	RO	59	28	13
	SI	30	63	7
	SK	51	46	3
	FI	22	72	6
	SE	28	68	4
	UK	29	65	6

QD2a.3 Pour chacune des propositions suivantes, veuillez me dire si vous pensez qu'elle est vraie ou fausse.
La surconsommation d'antibiotiques les rend inefficaces

QD2a.3 For each of the following statements, please tell me whether you think it is true or false.
Unnecessary use of antibiotics make them become ineffective































QD2a.3 Sagen Sie mir bitte für jede der folgenden Aussagen, ob sie Ihrer Meinung nach richtig oder falsch ist.
Die unnötige Einnahme von Antibiotika verringert deren Wirksamkeit

		VRAIE	FAUSSE	NSP
		TRUE	FALSE	DK
		RICHTIG	FALSCH	WN
%		EB 72.5	EB 72.5	EB 72.5
	EU 27	83	8	9
	BE	87	10	3
	BG	81	4	15
	CZ	91	6	3
	DK	96	2	2
	D-W	83	6	11
	DE	84	6	10
	D-E	88	5	7
	EE	78	10	12
	IE	89	5	6
	EL	92	5	3
	ES	88	4	8
	FR	87	6	7
	IT	65	19	16
	CY	94	1	5
	LV	81	7	12
	LT	82	8	10
	LU	85	9	6
	HU	75	13	12
	MT	94	2	4
	NL	93	4	3
	AT	80	9	11
	PL	85	6	9
	PT	84	6	10
	RO	57	14	29
	SI	94	3	3
	SK	90	8	2
	FI	92	4	4
	SE	97	3	0
	UK	89	6	5

QD2a.4 Pour chacune des propositions suivantes, veuillez me dire si vous pensez qu'elle est vraie ou fausse.
La prise d'antibiotiques a souvent des effets secondaires tels que la diarrhée

QD2a.4 For each of the following statements, please tell me whether you think it is true or false.
Taking antibiotics often has side-effects such as diarrhoea

QD2a.4 Sagen Sie mir bitte für jede der folgenden Aussagen, ob sie Ihrer Meinung nach richtig oder falsch ist.
Mit der Einnahme von Antibiotika gehen Nebenwirkungen einher, z.B. Diarrhöe/Durchfall

		VRAIE	FAUSSE	NSP
		TRUE	FALSE	DK
		RICHTIG	FALSCH	WN
%		EB 72.5	EB 72.5	EB 72.5
	EU 27	68	15	17
	BE	66	25	9
	BG	71	3	26
	CZ	57	33	10
	DK	72	9	19
	D-W	76	8	16
	DE	74	9	17
	D-E	70	11	19
	EE	78	9	13
	IE	69	13	18
	EL	70	12	18
	ES	70	11	19
	FR	69	15	16
	IT	64	20	16
	CY	78	3	19
	LV	68	14	18
	LT	74	10	16
	LU	64	15	21
	HU	50	20	30
	MT	69	9	22
	NL	55	28	17
	AT	67	14	19
	PL	74	12	14
	PT	63	12	25
	RO	50	13	37
	SI	73	16	11
	SK	74	16	10
	FI	82	12	6
	SE	68	13	19
	UK	69	16	15

QD2a.5 Pour chacune des propositions suivantes, veuillez me dire si vous pensez qu'elle est vraie ou fausse.































Moyenne

QD2a.5 For each of the following statements, please tell me whether you think it is true or false.

Average

QD2a.5 Sagen Sie mir bitte für jede der folgenden Aussagen, ob sie Ihrer Meinung nach richtig oder falsch ist.































Durchschnitt

		Moyenne des bonnes réponses Average of correct answers Durchschnitt der richtigen Antworten	Moyenne des mauvaises réponses Average of wrong answers Durchschnittlich falsche Antworten	NSP DK WN
%		EB 72.5	EB 72.5	EB 72.5
	EU 27	58	31	11
	BE	69	25	6
	BG	50	32	18
	CZ	57	38	5
	DK	71	21	8
	D-W	56	30	14
	DE	56	31	13
	D-E	55	34	11
	EE	59	30	11
	IE	64	26	10
	EL	54	40	6
	ES	53	35	12
	FR	69	21	10
	IT	52	36	12
	CY	54	34	12
	LV	53	33	14
	LT	51	36	13
	LU	63	26	11
	HU	45	41	14
	MT	53	38	9
	NL	66	26	8
	AT	47	42	11
	PL	55	34	11
	PT	45	42	13
	RO	37	39	24
	SI	69	23	8
	SK	60	35	5
	FI	76	18	6
	SE	76	17	7
	UK	68	23	9

QD2a.6 Pour chacune des propositions suivantes, veuillez me dire si vous pensez qu'elle est vraie ou fausse.

QD2a.6 For each of the following statements, please tell me whether you think it is true or false.































QD2a.6 Sagen Sie mir bitte für jede der folgenden Aussagen, ob sie Ihrer Meinung nach richtig oder falsch ist.

		Au moins une bonne réponse	1 bonne réponse	2 bonnes réponses	3 bonnes réponses	4 bonnes réponses	Au moins une mauvaise réponse	Au moins une réponse NSP
		At least one correct answer	1 correct answer	2 correct answers	3 correct answers	4 correct answers	At least one wrong answer	At least one answer DK
		Mindestens ein richtige Antwort	1 richtige Antwort	2 richtige Antworten	3 richtige Antworten	4 richtige Antworten	Mindestens ein falsche Ant	Mindestens ein Antwort WN
%		EB 72.5	EB 72.5	EB 72.5	EB 72.5	EB 72.5	EB 72.5	EB 72.5
	EU 27	93	16	34	23	20	70	28
	BE	97	11	24	29	33	61	15
	BG	88	15	45	14	13	74	37
	CZ	97	19	37	29	12	82	15
	DK	98	10	25	26	37	54	22
	D-W	93	17	36	25	15	74	33
	DE	93	18	36	24	15	74	32
	D-E	93	20	36	22	16	78	29
	EE	92	13	33	28	18	71	26
	IE	95	10	31	28	25	62	25
	EL	96	19	49	16	13	84	20
	ES	95	19	46	18	12	79	32
	FR	97	11	24	30	33	52	28
	IT	88	19	32	23	14	77	30
	CY	96	15	52	19	10	80	31
	LV	91	18	40	20	13	75	33
	LT	92	18	45	18	11	79	30
	LU	95	14	28	30	23	66	32
	HU	87	27	36	15	9	82	38
	MT	97	21	47	19	10	85	29
	NL	98	13	28	30	27	64	23
	AT	90	21	47	14	8	88	29
	PL	93	17	40	20	16	75	28
	PT	91	23	53	11	5	88	29
	RO	75	22	38	11	4	83	48
	SI	98	10	29	25	33	57	20
	SK	95	14	38	23	20	75	14
	FI	98	5	22	27	44	49	13
	SE	100	6	21	34	39	48	22
	UK	96	10	26	30	31	58	23

QD2b Veuillez me dire dans quelle mesure vous êtes d'accord ou pas d'accord avec la proposition suivante : Tout le monde a un rôle à jouer pour garantir que les antibiotiques restent efficaces.

QD2b Please tell me to what extent you agree or disagree with the following statement: Everyone has a role to play to ensure that antibiotics remain effective.





























QD2b Bitte sagen Sie mir, inwieweit Sie der folgenden Aussage zustimmen bzw. nicht zustimmen: "Jeder muss dazu beitragen, dass Antibiotika wirksam bleiben".

		Tout à fait d'accord	Plutôt d'accord	Plutôt pas d'accord	Pas du tout d'accord	NSP	D'accord	Pas d'accord
		Totally agree	Tend to agree	Tend to disagree	Totally disagree	DK	Agree	Disagree
		Stimme voll und ganz zu	Stimme eher zu	Stimme eher nicht zu	Stimme überhaupt nicht zu	Weiß nicht / Keine Angabe	Stimme zu	Stimme nicht zu
%		EB 72.5	EB 72.5	EB 72.5	EB 72.5	EB 72.5	EB 72.5	EB 72.5
	EU 27	42	39	6	3	10	81	9
	BE	56	34	6	2	2	90	8
	BG	28	40	5	1	26	68	6
	CZ	57	36	3	1	3	93	4
	DK	75	17	3	2	3	92	5
	D-W	62	25	5	2	6	87	7
	DE	61	26	5	2	6	87	7
	D-E	57	29	6	1	7	86	7
	EE	45	31	5	2	17	76	7
	IE	58	31	3	1	7	89	4
	EL	46	45	4	1	4	91	5
	ES	32	48	6	4	10	80	10
	FR	40	41	7	3	9	81	10
	IT	28	50	4	2	16	78	6
	CY	57	25	5	4	9	82	9
	LV	30	41	8	2	19	71	10
	LT	34	35	4	1	26	69	5
	LU	41	36	11	4	8	77	15
	HU	41	40	7	3	9	81	10
	MT	67	25	1	1	6	92	2
	NL	49	30	9	7	5	79	16
	AT	32	40	13	5	10	72	18
	PL	15	46	13	5	21	61	18
	PT	31	55	3	1	10	86	4
	RO	42	34	4	2	18	76	6
	SI	50	30	8	4	8	80	12
	SK	43	45	7	2	3	88	9
	FI	52	37	6	1	4	89	7
	SE	62	25	6	3	4	87	9
	UK	51	37	5	2	5	88	7

QD3a Au cours des 12 derniers mois, vous souvenez-vous avoir reçu des informations recommandant de ne pas prendre des antibiotiques quand cela n'est pas nécessaire, par exemple, des messages à propos du fait de ne pas prendre d'antibiotiques pour un rhume ou une grippe ?

QD3a In the last 12 months, Do you remember getting any information about not taking any antibiotics unnecessarily, for example, messages about not taking antibiotics in case of cold or flu?































QD3a Können Sie sich daran erinnern, in den vergangenen 12 Monaten Informationen gelesen oder gehört zu haben, die von der unnötigen Einnahme von Antibiotika abraten, z.B. Nachrichten darüber, dass Antibiotika bei Erkältungen und grippalen Infekten nicht eingenommen werden sollten?

		Oui Yes Ja	Non No Nein
%		EB 72.5	EB 72.5
	EU 27	37	63
	BE	51	49
	BG	40	60
	CZ	27	73
	DK	47	53
	D-W	32	68
	DE	32	68
	D-E	31	69
	EE	21	79
	IE	31	69
	EL	35	65
	ES	51	49
	FR	67	33
	IT	31	69
	CY	31	69
	LV	28	72
	LT	28	72
	LU	56	44
	HU	19	81
	MT	34	66
	NL	15	85
	AT	23	77
	PL	34	66
	PT	13	87
	RO	33	67
	SI	50	50
	SK	43	57
	FI	60	40
	SE	38	62
	UK	28	72

QD3b Où avez-vous d'abord obtenu cette information recommandant de ne pas prendre des antibiotiques quand cela n'est pas nécessaire ? (NE PAS LIRE)

QD3b Where did you first get this information about not taking any antibiotics unnecessarily? (DO NOT READ OUT)































QD3b Wo oder von wem haben Sie zuerst gelesen oder gehört, dass Antibiotika nicht unnötigerweise eingenommen werden sollten? (NICHT VORLESEN)

		1/2	Un médecin m'en a parlé	Un pharmacien m'en a parlé	Un autre professionnel de la santé (par exemple une infirmière, un kinésithérapeute) m'en a parlé	Un membre de ma famille ou un ami m'en a parlé	J'ai vu une annonce à la télévision	J'ai vu une brochure ou une affiche à ce sujet	J'ai lu à ce propos dans un journal de la presse écrite ou j'ai regardé un journal télévisé l'évoquant
			A doctor told me	A pharmacist told me	Another health professional (e.g. nurse, physical therapist) told me	A family member or friend told me	I saw it on a TV advertisement	I saw it in a leaflet or on a poster	I read it in a newspaper or I saw it on the TV news
			Ein Arzt hat mich darüber informiert	Ein Apotheker hat mich darüber informiert	Eine andere Person, die im Gesundheitswesen tätig ist, hat mich darüber informiert (Krankenschwester, Physiotherapeut)	Ein Familienmitglied oder Freund hat mich darüber informiert	Ich habe davon in einem Werbespot im Fernsehen erfahren	Ich habe davon in einer Broschüre oder auf einem Poster gelesen	Ich habe davon in der Zeitung gelesen oder in den Fernsehnachrichten gehört
		%	EB 72.5	EB 72.5	EB 72.5	EB 72.5	EB 72.5	EB 72.5	EB 72.5
	EU 27		30	5	2	5	29	4	15
	BE		24	3	1	2	51	3	9
	BG		32	2	3	2	28	2	24
	CZ		48	3	1	12	2	3	21
	DK		25	5	3	7	9	2	32
	D-W		27	5	4	10	4	3	35
	DE		27	6	4	9	5	2	34
	D-E		27	8	4	7	8	2	29
	EE		27	3	1	13	15	1	14
	IE		19	11	3	3	22	11	16
	EL		36	5	3	5	32	5	12
	ES		32	7	2	6	33	3	12
	FR		10	2	1	1	71	1	5
	IT		59	7	1	2	17	2	7
	CY		28	2	2	10	13	4	34
	LV		19	3	5	9	15	4	27
	LT		23	5	1	7	24	3	14
	LU		27	1	2	3	40	5	13
	HU		59	4	2	4	10	1	13
	MT		16	2	6	4	30	18	10
	NL		23	12	1	4	8	11	22
	AT		44	10	6	6	3	3	23
	PL		29	4	1	9	24	3	18
	PT		40	10	10	5	11	5	9
	RO		53	10	2	3	24	1	2
	SI		32	4	2	10	12	3	24
	SK		43	6	2	10	11	3	19
	FI		26	2	11	8	3	4	35
	SE		13	1	7	7	4	4	47
	UK		28	2	5	4	13	20	15

QD3b Où avez-vous d'abord obtenu cette information recommandant de ne pas prendre des antibiotiques quand cela n'est pas nécessaire ? (NE PAS LIRE)

QD3b Where did you first get this information about not taking any antibiotics unnecessarily? (DO NOT READ OUT)































QD3b Wo oder von wem haben Sie zuerst gelesen oder gehört, dass Antibiotika nicht unnötigerweise eingenommen werden sollten? (NICHT VORLESEN - KARTE NICHT ZEIGEN - VORKODIERTE LISTE VERWENDEN)

	2/2		Je l'ai entendu à la radio	J'ai lu à ce propos sur Internet	Autre	NSP
			I heard it on the radio	I saw it on the Internet	Other	DK
%			Ich habe davon im Radio gehört	Ich habe davon im Internet gelesen	Sonstige	Weiß nicht / Keine Angabe
			EB 72.5	EB 72.5	EB 72.5	EB 72.5
	EU 27		2	2	4	2
	BE		4	0	3	0
	BG		1	2	1	3
	CZ		3	4	2	1
	DK		4	1	8	4
	D-W		1	2	4	5
	DE		2	2	5	4
	D-E		3	2	8	2
	EE		5	10	9	2
	IE		9	1	3	2
	EL		0	1	1	0
	ES		1	1	3	0
	FR		4	1	4	0
	IT		1	1	3	0
	CY		2	1	4	0
	LV		4	7	5	2
	LT		9	7	7	0
	LU		5	1	2	1
	HU		0	4	3	0
	MT		5	1	7	1
	NL		2	6	11	0
	AT		1	1	3	0
	PL		3	2	3	4
	PT		2	1	3	4
	RO		1	1	2	1
	SI		3	4	4	2
	SK		2	1	2	1
	FI		2	2	5	2
	SE		6	2	7	2
	UK		2	3	5	3

QD3c Est-ce que l'information que vous avez reçue vous a fait changer d'avis à l'égard des antibiotiques ?

QD3c Did the information that you received change your views on antibiotics?































QD3c Hat sich durch diese Informationen Ihre Einstellung zu Antibiotika geändert?

		Oui	Non	NSP
		Yes	No	DK
		Ja	Nein	Weiß nicht / Keine Angabe
%		EB 72.5	EB 72.5	EB 72.5
	EU 27	36	62	2
	BE	40	59	1
	BG	46	50	4
	CZ	44	55	1
	DK	22	76	2
	D-W	27	70	3
	DE	27	71	2
	D-E	24	75	1
	EE	45	54	1
	IE	54	41	5
	EL	38	62	0
	ES	53	46	1
	FR	29	70	1
	IT	37	59	4
	CY	51	49	0
	LV	38	56	6
	LT	50	45	5
	LU	36	60	4
	HU	35	63	2
	MT	47	52	1
	NL	19	81	0
	AT	39	60	1
	PL	39	53	8
	PT	27	72	1
	RO	53	43	4
	SI	43	56	1
	SK	57	42	1
	FI	24	74	2
	SE	32	66	2
	UK	31	68	1

QD3d De quelle manière cette information vous a-t-elle fait changer d'avis à l'égard des antibiotiques ? (PLUSIEURS REPONSES POSSIBLES)

QD3d In what way did this information change your views on antibiotics? (MULTIPLE ANSWERS POSSIBLE)































QD3d Inwiefern haben diese Informationen Ihre Einstellung zu Antibiotika verändert? (MEHRFACHNENNUNGEN MÖGLICH)

		Vous consulterez toujours un médecin lorsque vous pensez que vous avez besoin d'un antibiotique	Vous ne vous auto-médicamenterez plus avec des antibiotiques	Vous n'irez plus chercher des antibiotiques sans la prescription d'un médecin	Vous ne conserverez plus les antibiotiques restants pour la prochaine fois où vous serez malade	Autre (SPONTANE)	Aucun (SPONTANE)	NSP
		You will always consult a doctor in situations when you think you need an antibiotic	You will no longer self-medicate with antibiotics	You will no longer take antibiotics without a prescription from a doctor	You will no longer keep left over antibiotics for next time you are ill	Other (SPONTANEOUS)	None (SPONTANEOUS)	DK
		Sie werden immer einen Arzt konsultieren, wenn Sie das Gefühl haben, dass Sie Antibiotika benötigen	Sie werden nie wieder Selbstmedikation mit Antibiotika betreiben	Sie werden nie wieder Antibiotika einnehmen, wenn diese nicht vom Arzt verschrieben wurden	Sie werden keine ungebrauchten Antibiotika mehr aufbewahren, um diese bei der nächsten Erkrankung einzunehmen	Spontan: Andere	Spontan: Nichts davon	Weiß nicht / Keine Angabe
%		EB 72.5	EB 72.5	EB 72.5	EB 72.5	EB 72.5	EB 72.5	EB 72.5
	EU 27	76	18	19	12	3	3	1
	BE	81	18	20	12	1	3	0
	BG	84	34	25	13	1	0	0
	CZ	81	20	19	21	1	0	2
	DK	67	27	56	27	3	0	0
	D-W	70	18	25	22	9	2	1
	DE	72	18	23	20	8	3	0
	D-E	76	20	18	11	4	9	0
	EE	69	15	40	18	1	1	1
	IE	77	9	15	11	3	2	0
	EL	86	7	13	6	0	2	0
	ES	83	23	12	7	3	1	0
	FR	70	20	15	16	2	7	1
	IT	79	9	16	2	2	1	1
	CY	90	23	41	21	4	0	0
	LV	49	30	26	14	5	4	0
	LT	57	18	32	8	6	1	1
	LU	79	19	33	25	4	1	0
	HU	79	6	23	6	1	0	2
	MT	88	18	35	16	0	2	0
	NL	42	6	35	8	12	13	6
	AT	78	18	17	18	1	0	0
	PL	73	15	17	3	1	1	1
	PT	66	22	8	6	0	3	3
	RO	84	39	35	17	0	0	2
	SI	77	22	31	32	3	1	0
	SK	79	13	17	13	1	0	0
	FI	75	5	8	9	7	7	0
	SE	73	18	35	20	8	5	1
	UK	65	7	22	15	4	5	0

QD4 Parmi les sources d'information suivantes, laquelle utiliseriez-vous afin d'obtenir des informations fiables sur les antibiotiques ? (MAX. 3 REPONSES)

QD4 Which of the following sources of information would you use in order to get trustworthy information on antibiotics? (MAX. 3 ANSWERS)































QD4 Welche der folgenden Quellen würden Sie konsultieren, um sich zuverlässige Informationen über Antibiotika einzuholen? (BIS ZU DREI NENNUNGEN ERLAUBT)

1/3		Un médecin	Un infirmier\ Une infirmière	Une pharmacie	Un hôpital	Un autre établissement de santé	La famille ou des amis	Le site Internet du Gouvernement national\ Ministère de la Santé
		A doctor	A nurse	A pharmacy	A hospital	Another health care facility	Family or friends	The Internet site from the National Government\the Ministry of Health
		Einen Arzt	Eine Krankenschwester	Einen Apotheker	Ein Krankenhaus	Eine andere Gesundheitseinrichtung	Familie oder Freunde	Internetseiten der Regierung/des Gesundheitsministeriums
%		EB 72.5	EB 72.5	EB 72.5	EB 72.5	EB 72.5	EB 72.5	EB 72.5
	EU 27	88	10	42	18	5	6	5
	BE	88	6	47	23	3	4	4
	BG	88	11	40	21	6	10	4
	CZ	95	17	47	20	5	9	2
	DK	87	10	52	20	1	8	19
	D-W	92	6	49	9	4	6	5
	DE	91	6	48	8	3	6	5
	D-E	90	7	44	7	3	7	3
	EE	84	12	41	13	3	9	8
	IE	89	31	62	21	6	8	5
	EL	90	8	30	29	5	7	1
	ES	93	7	28	26	16	4	1
	FR	88	9	48	18	3	6	8
	IT	89	4	25	17	6	6	4
	CY	96	9	33	36	12	4	8
	LV	83	5	28	10	4	12	3
	LT	84	2	48	11	7	11	4
	LU	95	8	38	16	3	5	9
	HU	88	12	46	16	6	7	1
	MT	95	3	26	20	14	8	3
	NL	83	5	61	23	4	5	17
	AT	93	9	57	25	8	11	4
	PL	77	11	29	10	5	8	2
	PT	90	7	29	27	8	2	2
	RO	90	10	47	20	6	10	2
	SI	85	11	50	11	3	7	4
	SK	91	19	50	12	5	18	3
	FI	81	26	53	13	5	7	8
	SE	75	28	59	22	9	8	8
	UK	90	17	47	24	2	6	5

QD4 Parmi les sources d'information suivantes, laquelle utiliseriez-vous afin d'obtenir des informations fiables sur les antibiotiques ? (MAX. 3 REPONSES)

QD4 Which of the following sources of information would you use in order to get trustworthy information on antibiotics? (MAX. 3 ANSWERS)






























QD4 Welche der folgenden Quellen würden Sie konsultieren, um sich zuverlässige Informationen über Antibiotika einzuholen? (BIS ZU DREI NENNUNGEN ERLAUBT)

2/3		Le site Internet de (INSTITUT NATIONAL DE SANTE PUBLIQUE)	Le site Internet sur la Santé Publique de l'UE	Un autre site Internet ayant trait à la santé	Une encyclopédie médicale	Une organisation ou un établissement indépendant de santé publique national	Un journal ou un magazine général	Un magazine relatif à la santé
		The Internet site from the (NATIONAL PUBLIC HEALTH INSTITUTE)	The Internet site on Public Health from the EU	Another health related Internet site	A Health Medical Encyclopedia	A national, independent public health body or organisation	A newspaper or magazine	A health related magazine
		Internetseite des (NATIONALEN GESUNDHEITSI NSTITUTS)	Die Internetseiten über Öffentliche Gesundheit der Europäischen Union	Andere Internetseiten zum Thema Gesundheit	Eine Enzyklopädie zum Thema Medizin und Gesundheit	Eine nationale, öffentliche Gesundheitsein richtung oder - organisation	Eine Zeitung oder Zeitschrift	Eine Zeitschrift zum Thema Gesundheit
%		EB 72.5	EB 72.5	EB 72.5	EB 72.5	EB 72.5	EB 72.5	EB 72.5
	EU 27	5	2	4	4	2	1	2
	BE	3	2	3	3	2	2	3
	BG	3	2	3	3	1	4	5
	CZ	3	1	3	5	3	2	3
	DK	25	3	10	11	2	2	2
	D-W	5	3	6	3	1	2	2
	DE	5	3	6	3	1	2	3
	D-E	5	4	5	5	1	2	4
	EE	2	1	5	4	1	3	6
	IE	6	2	2	3	3	2	1
	EL	1	1	2	1	2	3	3
	ES	0	0	1	1	1	1	0
	FR	3	4	3	6	2	1	3
	IT	3	2	1	3	1	1	2
	CY	5	6	4	5	2	1	2
	LV	0	2	3	7	2	6	4
	LT	2	2	4	6	2	5	6
	LU	2	3	5	6	3	3	3
	HU	2	1	2	2	3	2	4
	MT	0	1	3	1	0	2	3
	NL	11	3	11	8	5	3	3
	AT	1	2	5	3	2	2	3
	PL	2	1	4	4	1	2	3
	PT	1	1	1	1	3	2	1
	RO	2	1	2	2	1	0	2
	SI	5	2	2	4	3	4	4
	SK	3	2	5	5	2	4	9
	FI	4	3	8	4	2	2	4
	SE	18	3	12	10	8	3	3
	UK	17	4	3	3	2	1	1

QD4 Parmi les sources d'information suivantes, laquelle utiliseriez-vous afin d'obtenir des informations fiables sur les antibiotiques ? (MAX. 3 REPONSES)

QD4 Which of the following sources of information would you use in order to get trustworthy information on antibiotics? (MAX. 3 ANSWERS)

QD4 Welche der folgenden Quellen würden Sie konsultieren, um sich zuverlässige Informationen über Antibiotika einzuholen? (BIS ZU DREI NENNUNGEN ERLAUBT)

3/3		Autre (SPONTANE)	Je ne cherche pas d'information sur les antibiotiques (SPONTANE)	NSP
		Other (SPONTANEOUS)	I am not looking for information on antibiotics (SPONTANEOUS)	DK
		Spontan: Sonstige	Spontan: Ich suche nie nach Informationen über Antibiotika	Weiß nicht / Keine Angabe
%		EB 72.5	EB 72.5	EB 72.5
	EU 27	1	3	0
	BE	1	7	1
	BG	1	4	0
	CZ	0	0	0
	DK	1	1	0
	D-W	1	1	0
	DE	0	1	0
	D-E	0	3	0
	EE	1	4	3
	IE	0	2	2
	EL	0	2	0
	ES	0	0	0
	FR	0	4	0
	IT	1	1	1
	CY	2	0	1
	LV	1	4	0
	LT	2	1	2
	LU	1	0	1
	HU	0	6	0
	MT	1	0	0
	NL	1	1	0
	AT	0	2	0
	PL	1	15	0
	PT	0	2	1
	RO	1	0	2
	SI	3	6	0
	SK	1	0	0
	FI	2	1	0
	SE	1	0	0
	UK	1	1	1