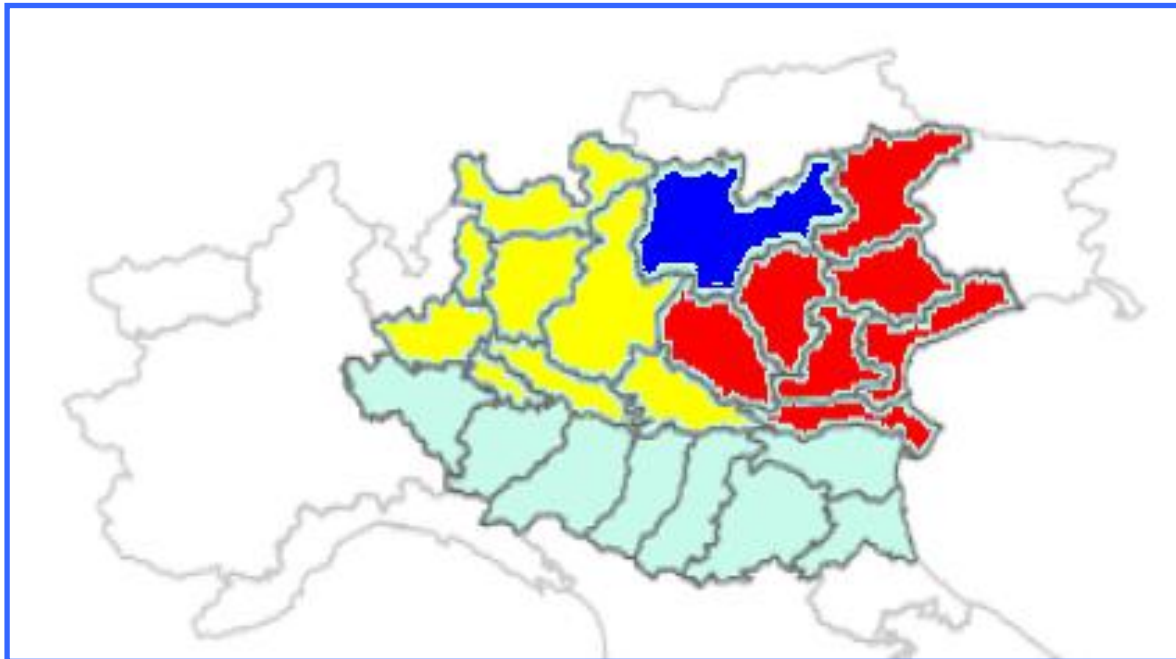


BLUETONGUE SITUATION IN ITALY

30th of May 2008

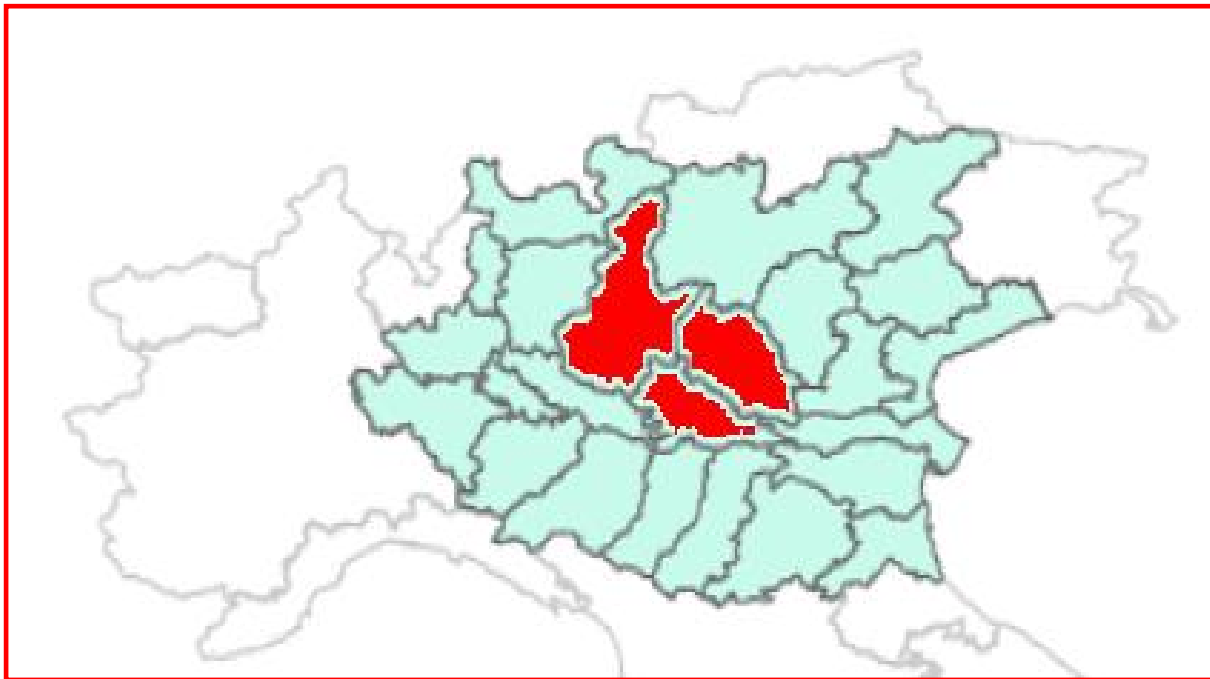
BTV 8 RESTRICTION ZONE:

On the 20th of March 2008, the 150 km restriction ZONE included the regions of **Veneto**, **Lombardia** (Como and Varese provinces excluded), **Emilia Romagna** (Provinces of Forlì-Cesena and Rimini excluded) and the autonomous province of **Trento**.



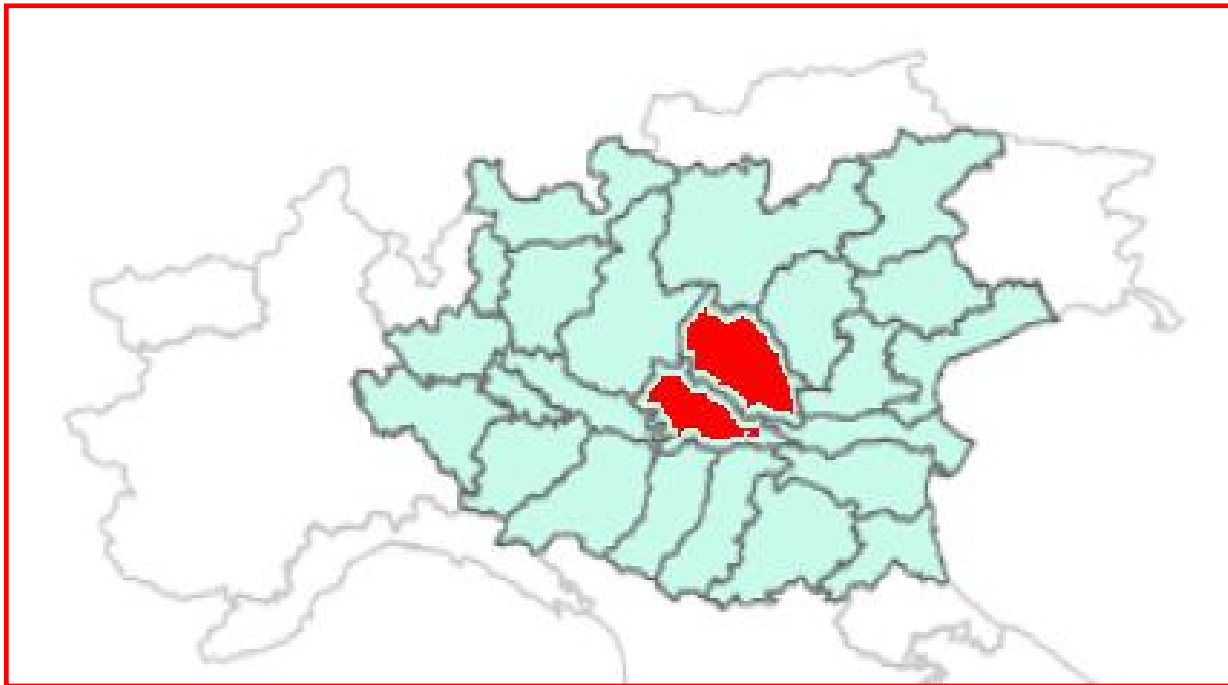
BTV 8 RESTRICTION ZONE:

On the 23rd of April 2008 the Restriction Zone included the provinces of Verona, Brescia and Mantova



BTV 8 RESTRICTION ZONE:

Following the serological surveillance results, on the **30th of May 2008** it has been proposed to limit the Restriction Zone to the provinces of **Verona and Mantova**



Serological surveillance

The Italian sentinel network



- 400 km² each cell
- 58 sentinel animals
- 8-10 herds
- Period of sampling
 - ✓ Every 30 dd in January and February
 - ✓ Every 15 dd from March to December

SEROLOGICAL SURVEILLANCE

1. All provinces included in the BTV8 restriction zone carried out the serological surveillance according to the National Surveillance program
2. In the Verona province, **423** sentinel animals have been tested and **485 tests have been performed in the last 60 days** (from 20.03.08 to 21.05.08)
3. In the Lombardia Region **more than 6000** sentinel animals were tested from 01.01.08 - 29.05.08

In all test performed, no evidence of virus circulation was recorded in the provinces under restriction

SEROLOGICAL SURVEILLANCE IN SENTINEL ANIMALS OF THE VENETO REGION (from 20.03.08 to 21.05.08)

SEROLOGICAL SURVEILLANCE ON SENTINEL ANIMALS

(in the last 60 days)

NO. OF FARMS WITH SEROCONVERSION IN SENTINEL ANIMALS

VENETO	Farms examined	sentinel animals examined	ELISA Results	Total	BT V 1	BT V 2	BT V 4	BT V 8	BT V 9	BT V 16
BELLUNO	72	459	548	-	-	-	-	-	-	-
PADOVA	138	643	823	-	-	-	-	-	-	-
ROVIGO	21	320	432	-	-	-	-	-	-	-
TREVISO	148	1.625	1.925	-	-	-	-	-	-	-
VENEZIA	56	476	769	-	-	-	-	-	-	-
VERONA	86	423	485	-	-	-	-	-	-	-
VICENZA	114	554	665	-	-	-	-	-	-	-
TOTAL VENETO	635	4.500	5.647	-	-	-	-	-	-	-

NO SEROCONVERSION

SURVEILLANCE ON SENTINEL ANIMALS IN LOMBARDIA REGION (from 01.01.08 to 29.05.08)

SEROLOGICAL SURVEILLANCE BASED ON SENTINEL ANIMALS

(from 01/01/2008 to 29/05/2008)

NO. OF FARMS WITH SEROCONVERSION IN SENTINEL ANIMALS

LOMBARDIA

	Farms Examined	Sentinel examined	test (ELISA)	Seroconversions	BTV1	BTV2	BTV4	BTV8	BTV9	BTV16
BERGAMO	55	412	326	-						
BRESCIA	247	1.808	2.627	-						
COMO	13	424	770	-						
CREMONA	140	683	1.347	-						
LECCO	11	239	662	-						
LODI	49	292	531	-						
MANTOVA	117	700	1.469	-						
MILANO	65	361	660	-						
PAVIA	50	434	721	-						
SONDRIO	22	396	1.309	-						
VARESE	15	328	643	-						
TOT. LOMBARDIA	784	6.077	11.265	-	-	-	-	-	-	-

NO SEROCONVERSIONS

ADDITIONAL SURVEILLANCE CARRIED OUT AFTER EVIDENCING BTV IN THE VERONA PROVINCE (FOUR FARMS)

Tests carried out in the areas neighbouring BTV positive farms were NEGATIVE

Region	Province	No. animals tested by ELISA	No. farms tested by milk ELISA (herd)
LOMBARDIA	BRESCIA	25	-
	MANTOVA	204	138
VENETO	VERONA	2.313	183
TOTAL		2.542	321

NUMBER OF ANIMALS AND FARMS TESTED BY MILK-ELISA (HERD SAMPLE).

TRACE BACK OF ANIMALS IMPORTED FROM BTV8 RISK AREAS

Region	No. of cattle Imported from BTV8 risk zones (from 01/08/2007 to 14/02/2008)	No. of animals examined	%	PCR positive	%	Viruswith isolamento BTV8	%
ABRUZZO	1.262	289	22,9%	0	0,0%	0	0,00%
BASILICATA	181	70	38,7%	0	0,0%	0	0,00%
BOLZANO	2.231		0,0%	0	0,0%	0	0,00%
CALABRIA	1.858	177	9,5%	0	0,0%	0	0,00%
CAMPANIA	1.939	718	37,0%	3	0,4%	0	0,00%
EMILIA ROMAGNA	34.241	13.588	39,7%	67	0,5%	10	0,07%
FRIULI VENEZIA GIULIA	5.550	1.404	25,3%	0	0,0%	0	0,00%
LAZIO	1.190	54	4,5%	5	9,3%	0	0,00%
LIGURIA	304	51	16,8%	0	0,0%	0	0,00%
LOMBARDIA	100.663	24.957	24,8%	94	0,4%	14	0,06%
MARCHE	3.160	1.180	37,3%	1	0,1%	0	0,00%
MOLISE	293	24	8,2%	0	0,0%	0	0,00%
PIEMONTE	108.112	13.988	12,9%	57	0,4%	4	0,03%
PUGLIA	1.346	372	27,6%	0	0,0%	0	0,00%
SARDEGNA	255	9	3,5%	0	0,0%	0	0,00%
SICILIA	4.330	581	13,4%	0	0,0%	0	0,00%
TOSCANA	7.693	2.386	31,0%	2	0,1%	0	0,00%
TRENTO	2.079	447	21,5%	0	0,0%	0	0,00%
UMBRIA	1.772	504	28,4%	2	0,4%	0	0,00%
VALLE D'AOSTA	66	25	37,9%	0	0,0%	0	0,00%
VENETO	260.148	35.465	13,6%	50	0,1%	4	0,01%
Total	538,673	96,289	17,9	281	0,3%	32	0,03

Summing up of the activity carried out on animals imported from European BTV8 risk areas from 01.08.07 to 14.02.08

CONCLUSIONS

- The surveillance system has been further implemented to give a more efficient control on virus circulation;
- The number of sentinel animals as well as the sampling frequency have been increased: *58 animals every 400 km² grid, sampling every 15 dd in the epidemic period*;
- The serological controls carried out on sentinel animals in the period from 20.03.08 to 21.05.08 in the region of Veneto and in the period between 01.01.08 – 29.05.08 in the Lombardia Region were **NEGATIVE**
- Additional controls carried out on Italian animals gave **NEGATIVE** results
- **NO EVIDENCE OF VIRUS CIRCULATION WERE REPORTED FOLLOWING THE FIRST BTV REPORT ON MARCH 2008**
- The province of Brescia was NEVER included in the 20 km infected zone instituted following the first outbreak occurring in the province of Verona on the 20th of March 2008
- In conclusion, we reckon it is possible **to exclude Brescia province from the BTV8 restricted provinces** and limit the restriction zone to the provinces of Verona and Mantova

CONCLUSIONS

AREAS IN ITALY UNDER BLUETONGUE RESTRICTION

