


Bluetongue Epidemiological situation in Italian Provinces of Mantova and Verona





Mantova & Verona



Mantova




Verona



The origin of restriction

- ❑ BTV8 infection was firstly detected on March 2008 in 5 cattle holdings in Verona province.
- ❑ Following the results of further serological and virological controls in the surrounding provinces, the Italian General Direction for Animal Health decided on the 11th of June 2008 to vaccinate livestock animals of the Verona and Mantova provinces.
- ❑ Since then no further bluetongue cases (as defined by Reg. 1266/2007) were detected.




Surveillance on sentinel animals (2008-2009)

Mantova

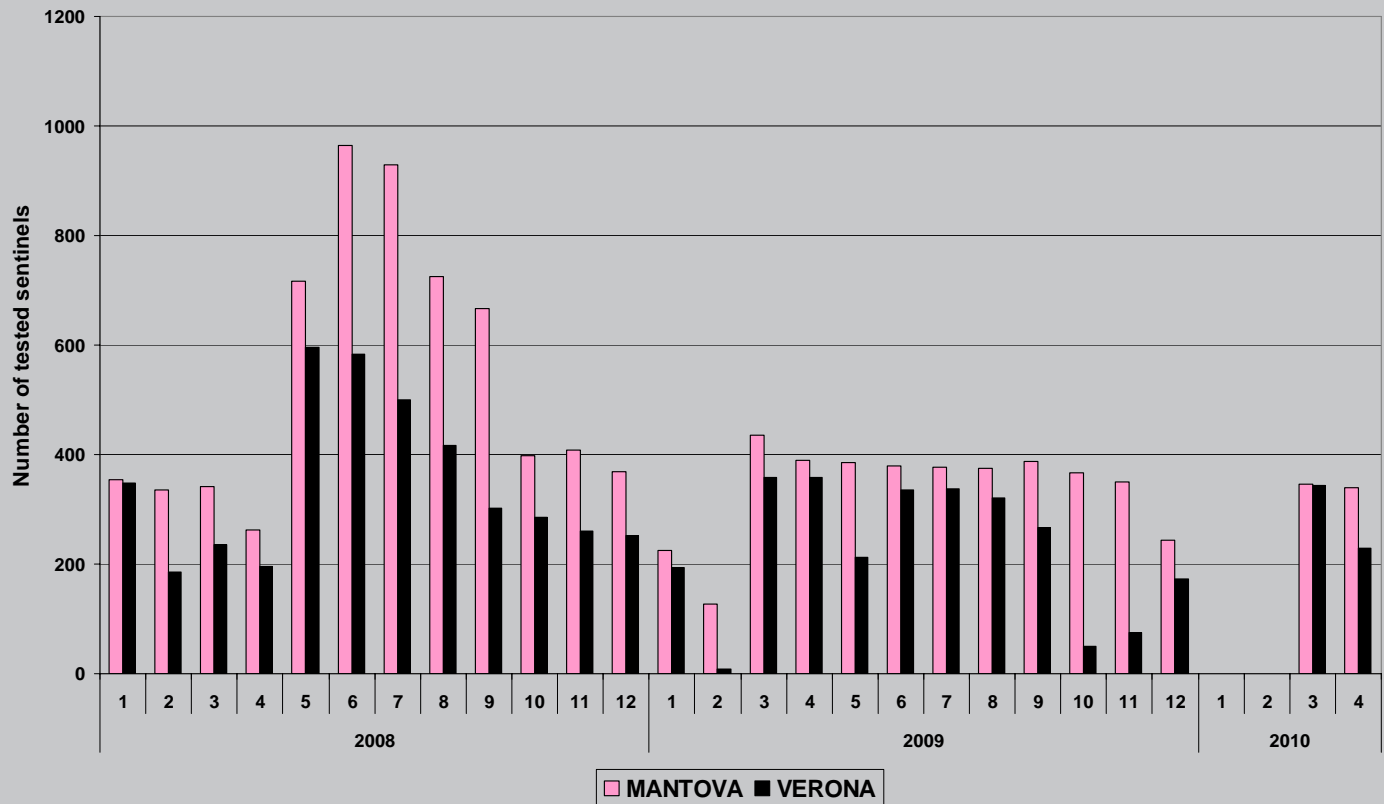
Year	Sentinel animals selected	Sentinel animals tested	% activity
2008	3 282	6 467	197.0%
2009	4 050	4 040	99.8%


Verona

Year	Sentinel animals selected	Sentinel animals tested	% activity
2008	4 326	4 157	96.1%
2009	2 128	2 683	126.1%



Temporal distribution of tested sentinels







Entomological surveillance (2008-2009)

Sites	2008		2009	
	No. of catches	No. of <i>Culicoides</i> spp.	No. of catches	No. of <i>Culicoides</i> spp.
A	6	0	-	-
B	8	27	-	-
C	49	620	-	-
D	46	253	44	128
E	48	49	34	55
F	33	159	28	8
G	-	-	38	17
H	-	-	13	5
I	-	-	16	0
L	-	-	22	0
Total	190	1108	195	213

Mantova

Verona

Sites	2008		2009	
	No. of catches	No. of <i>Culicoides</i> spp.	No. of catches	No. of <i>Culicoides</i> spp.
A	34	13	20	20
B	-	-	10	52
C	39	597	-	-
D	51	30	20	4
E	6	11	-	-
F	10	4	5	-
G	17	114	-	-
H	5	-	-	-
I	38	22 363	23	1 503
L	22	31	29	62
M	52	2 665	25	194
N	29	518	-	-
O	11	101	-	-
Total	314	26 447	132	1 835



Vaccination activities (BTV8 – inactivaed vaccine)

Vaccination campaign	No. of Cattle	No. of vaccinated cattle	%
7th campaign	184 874	182 629	98.79%
8th campaign	107 412	105 487	98.21%

Mantova

Verona

Vaccination campaign	No. of Cattle	No. sheep and goats	No. of vaccinated cattle (%)	No. of vaccinated sheep and goats (%)	Total
7a campagna vaccinale	80 970	11 037	70 235 86.74%	5 965 54.05%	76 200 82.82%
8a campagna vaccinale	80 970	11 037	13 091 16.17%	3 258 29.52%	16 349 17.77%