

Sheep and goat brucellosis in Italy

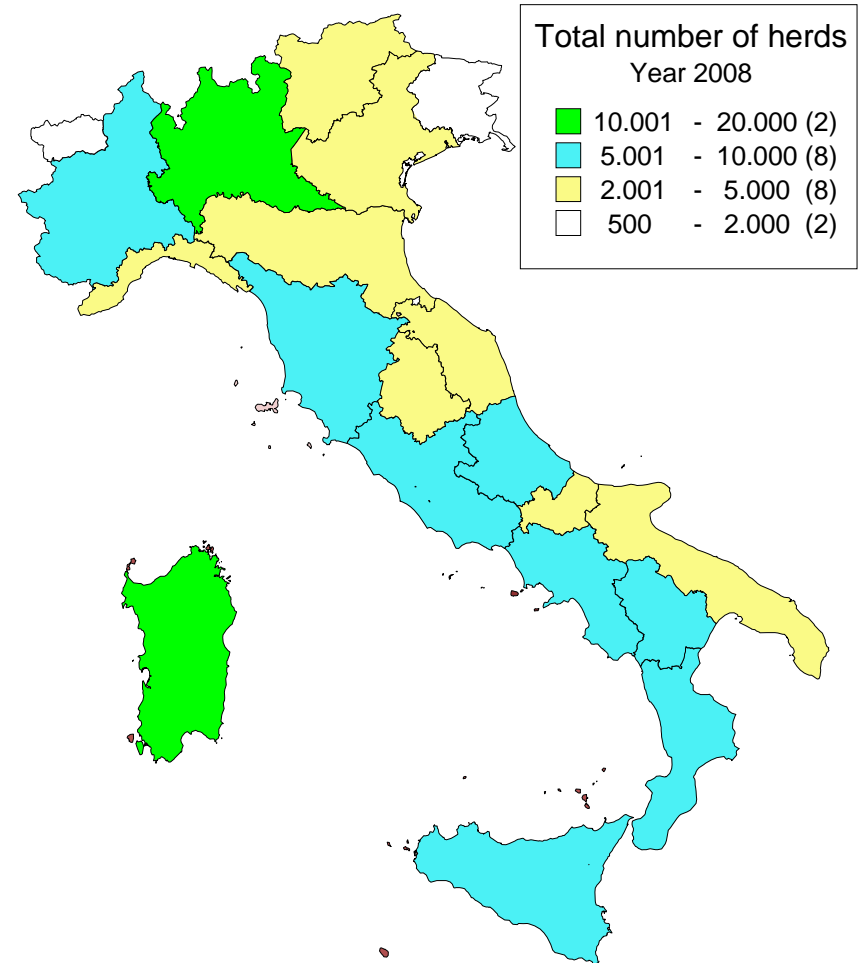


Ministry of Health – ITALY



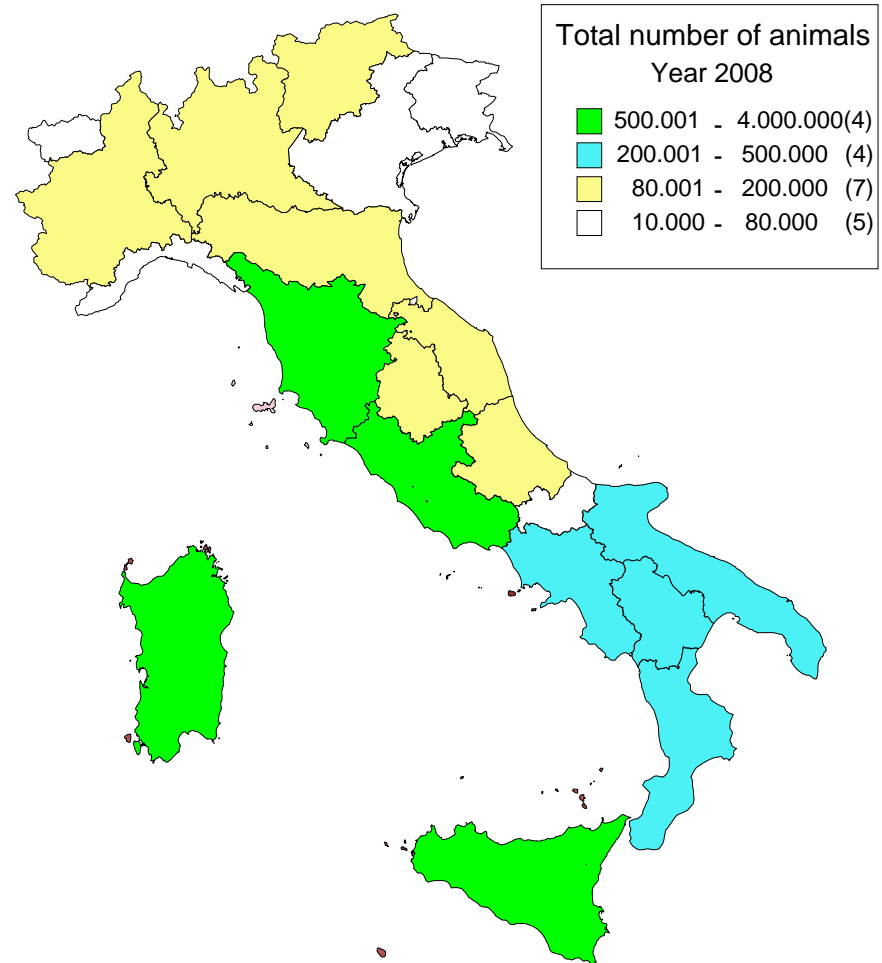
Year 2008: Sheep and goat population (herds)

Region	Total number of herds
Sardegna	15.377
Lombardia	11.641
Piemonte	9.617
Sicilia	9.161
Lazio	8.478
Campania	8.313
Calabria	7.970
Toscana	7.111
Basilicata	6.612
Abruzzo	5.735
Puglia	4.013
Marche	3.918
Bolzano	3.602
Emilia Romagna	3.391
Umbria	3.017
Liguria	2.553
Molise	2.364
Veneto	2.310
Trento	1.043
Valle d'Aosta	768
Friuli Venezia Giulia	525
Total	117.519

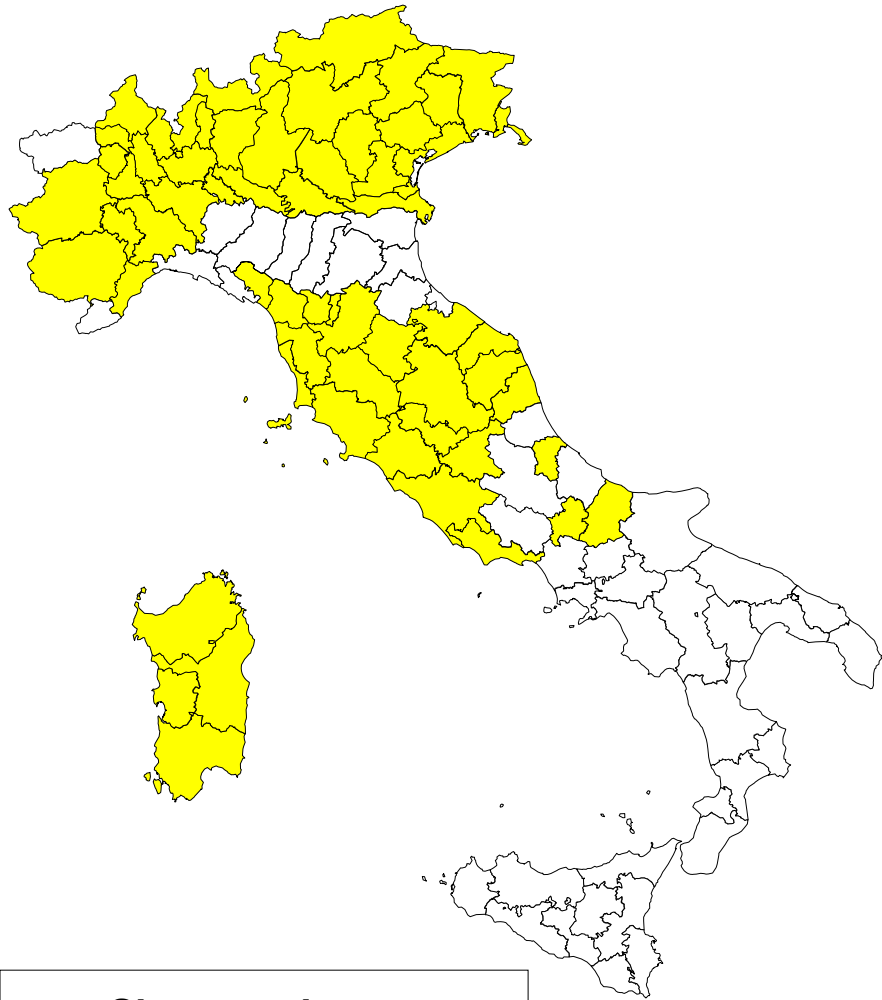


Year 2008: Sheep and goat population (animals)

Region	Total number of animals
Sardegna	3.530.931
Sicilia	946.368
Lazio	818.767
Toscana	525.243
Calabria	463.932
Puglia	411.672
Basilicata	410.616
Campania	303.109
Lombardia	189.496
Piemonte	185.062
Abruzzo	183.479
Marche	175.181
Umbria	136.788
Emilia Romagna	88.874
Bolzano	69.043
Veneto	58.063
Molise	55.309
Trento	31.059
Liguria	26.088
Friuli Venezia Giulia	15.439
Valle d'Aosta	10.319
Total	8.634.838



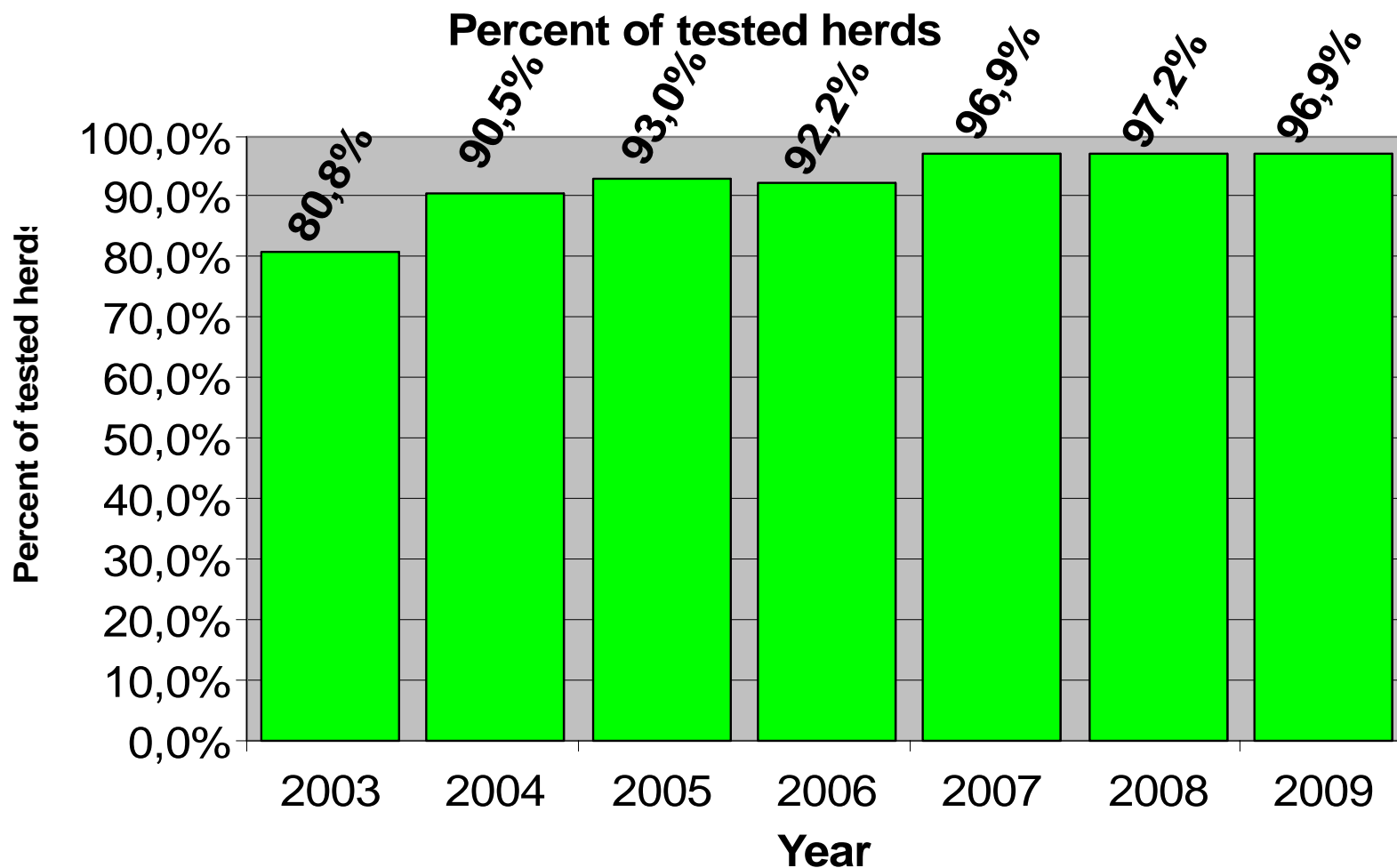
OBF Provinces at 01-07-2010



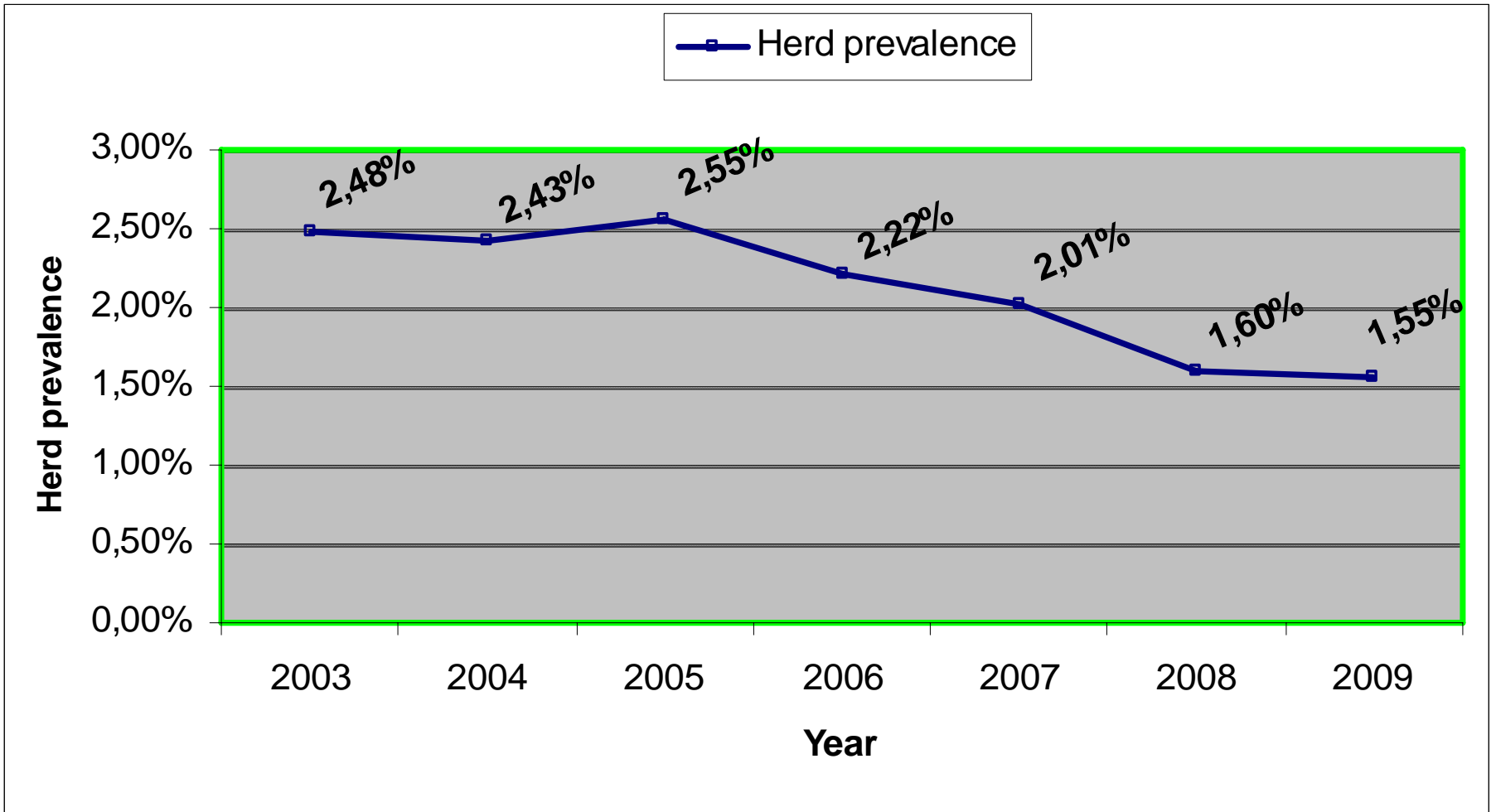
**Sheep and goat
brucellosis
OBF provinces**
 (60)

ITALIAN REGIONS	ITALIAN OBF PROVINCES
Lombardia	Bergamo, Brescia, Como, Cremona, Lecco, Lodi, Mantova, Milano, Pavia, Sondrio, Varese (whole Region)
Marche	Ascoli Piceno, Ancona, Macerata, Pesaro (whole Region)
Sardegna	Cagliari, Nuoro, Oristano, Sassari (whole Region)
Toscana	Arezzo, Grosseto, Livorno, Lucca, Pisa, Prato, Pistoia, Siena, Firenze, Massa Carrara (whole Region)
Trentino Alto Adige	Bolzano, Trento (whole Region)
Umbria	Perugia, Terni (whole Region)
Piemonte	Alessandria, Asti, Cuneo, Biella, Novara, Verbania, Vercelli, Torino (whole Region)
Friuli Venezia Giulia	Trieste, Pordenone, Udine, Gorizia (whole Region)
Liguria	Savona
Veneto	Belluno, Treviso, Vicenza, Verona, Padova, Rovigo, Venezia (whole Region)
Lazio	Latina, Rieti, Roma, Viterbo
Abruzzo	Pescara
Molise	Campobasso, Isernia (whole Region)
TOTAL	60

Sheep and goat herds tested in Italy

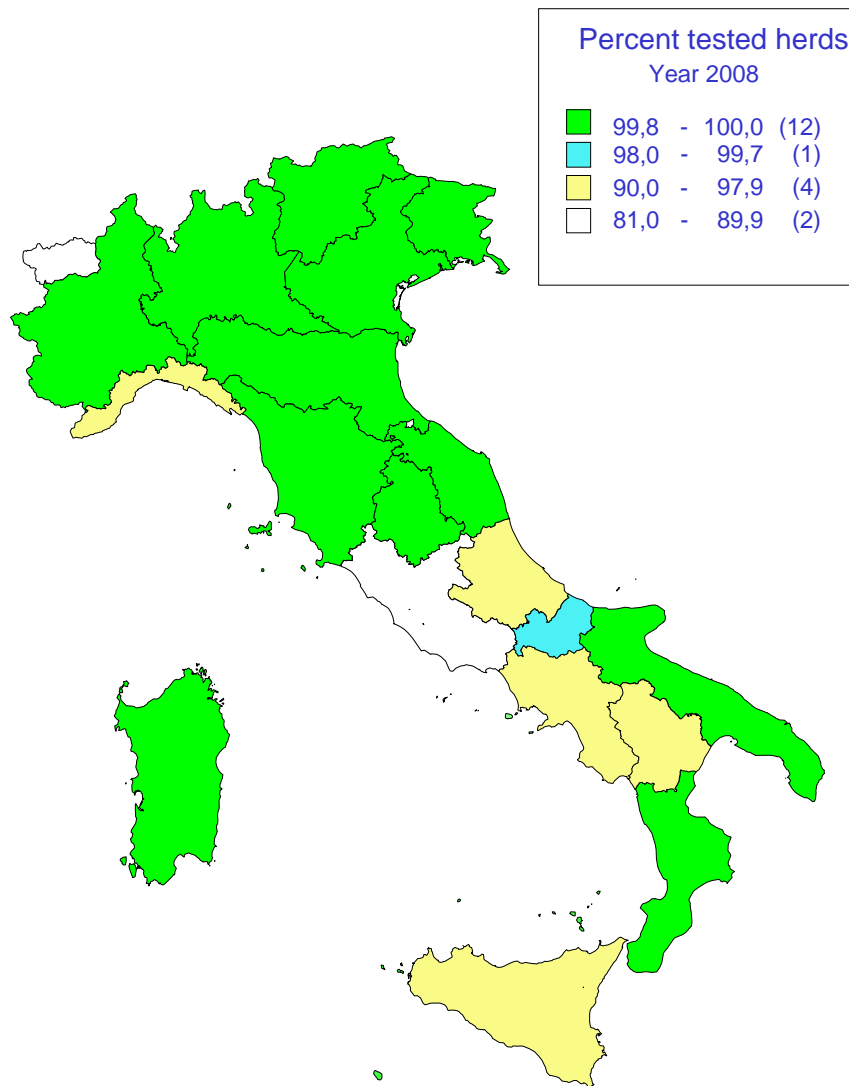


Positive herds



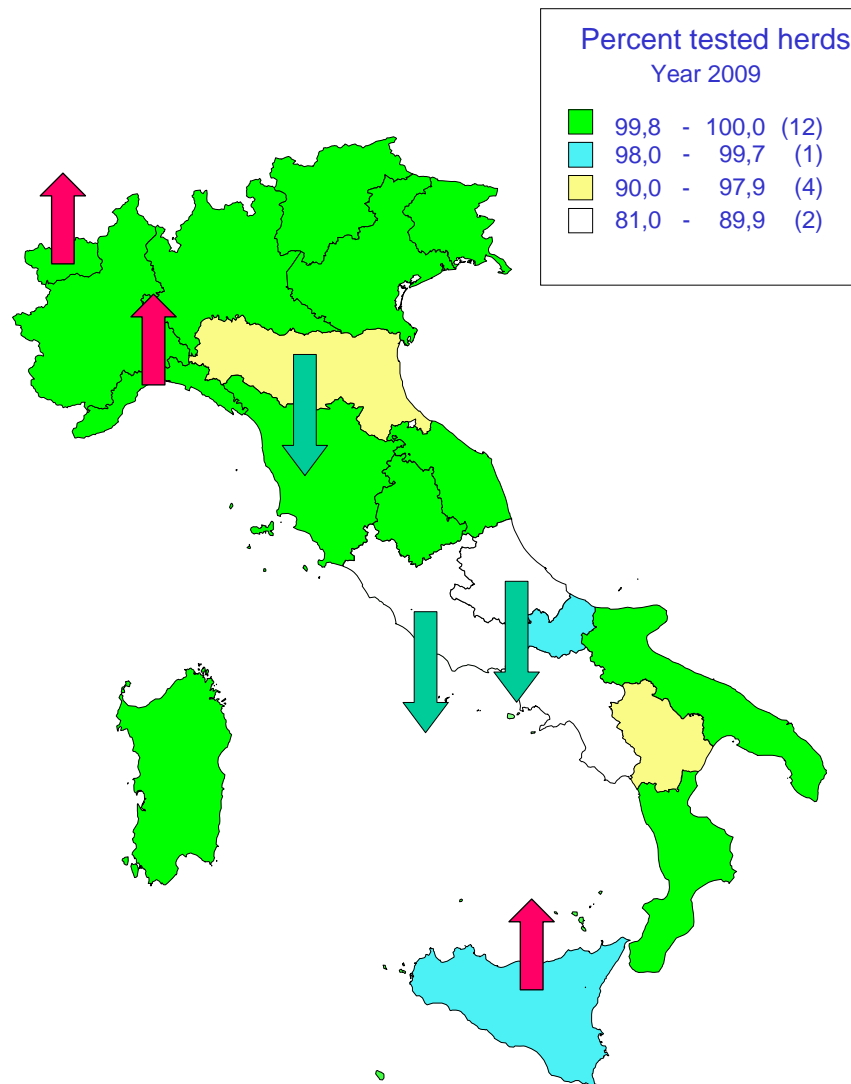
Year 2008: Tested herds

Region	Tested herds (%)
Bolzano	100,0%
Emilia Romagna	100,0%
Friuli Venezia Giulia	100,0%
Lombardia	100,0%
Marche	100,0%
Piemonte	100,0%
Sardegna	100,0%
Toscana	100,0%
Trento	100,0%
Umbria	100,0%
Veneto	100,0%
Puglia	100,0%
Calabria	100,0%
Molise	98,3%
Sicilia	97,7%
Campania	92,2%
Abruzzo	92,0%
Basilicata	92,0%
Liguria	90,5%
Lazio	88,0%
Valle d'Aosta	80,4%
Total	97,2%



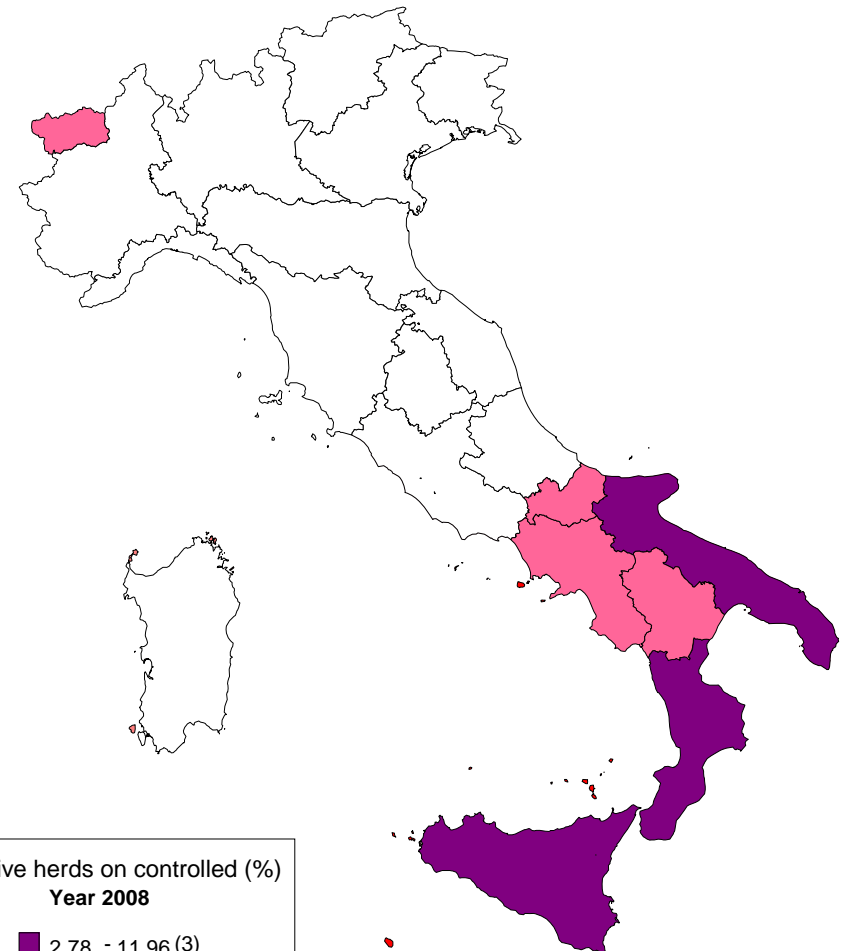
Year 2009: Tested herds

Region	Tested herds (%)
Bolzano	100,0%
Calabria	100,0%
Friuli Venezia Giulia	100,0%
Liguria	100,0%
Marche	100,0%
Molise	100,0%
Piemonte	100,0%
Toscana	100,0%
Trento	100,0%
Umbria	100,0%
Valle d'Aosta	100,0%
Veneto	100,0%
Lombardia	100,0%
Sardegna	99,9%
Sicilia	99,2%
Puglia	97,6%
Emilia Romagna	95,9%
Basilicata	90,2%
Abruzzo	89,9%
Lazio	89,7%
Campania	82,1%
Total	96,9%



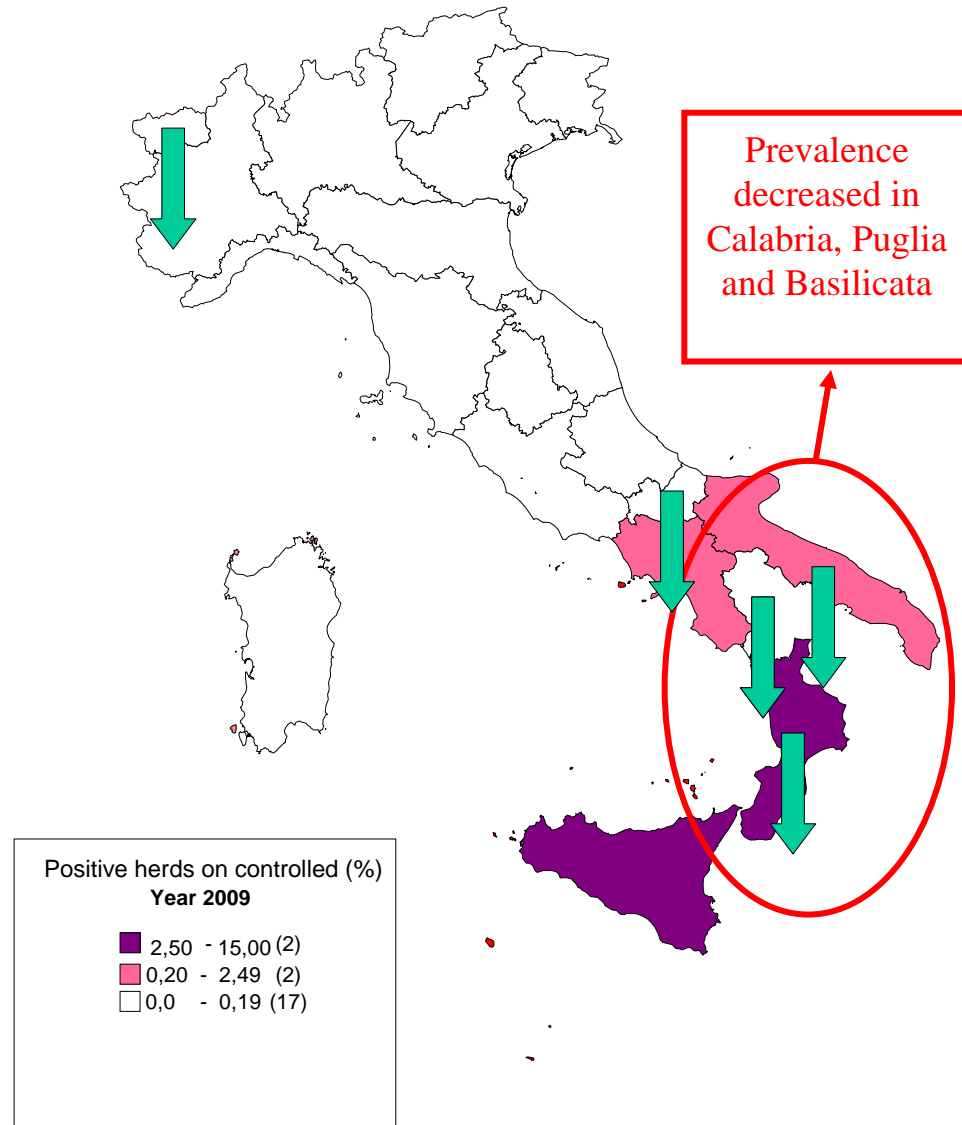
Percentage of infected flocks in 2008

Region	Percentage infected flocks
Sicilia	11,96%
Calabria	5,03%
Puglia	2,78%
Campania	1,33%
Valle d'Aosta	0,49%
Basilicata	0,32%
Molise	0,27%
Liguria	0,16%
Abruzzo	0,08%
Emilia Romagna	0,08%
Sardegna	0,06%
Bolzano	0,00%
Friuli Venezia Giulia	0,00%
Lazio	0,00%
Lombardia	0,00%
Marche	0,00%
Piemonte	0,00%
Toscana	0,00%
Trento	0,00%
Umbria	0,00%
Veneto	0,00%
Total	1,60%



Percentage of infected flocks in 2009

Region	Percentage infected flocks
Sicilia	13,19%
Calabria	2,81%
Puglia	1,87%
Campania	0,92%
Basilicata	0,19%
Emilia Romagna	0,08%
Abruzzo	0,04%
Lazio	0,03%
Lombardia	0,02%
Sardegna	0,01%
Bolzano	0,00%
Friuli Venezia Giulia	0,00%
Liguria	0,00%
Marche	0,00%
Molise	0,00%
Piemonte	0,00%
Toscana	0,00%
Trento	0,00%
Umbria	0,00%
Valle d'Aosta	0,00%
Veneto	0,00%
Total	1,55%



VACCINATION IN SICILY

YEAR 2004 - 2009

YEAR	Total number of holdings	Total number of animals	Information on young animals subjected to the programme of vaccination			
			Total number of holdings eligible for vaccination	Total number of holdings vaccinated	Total number of young animals vaccinated	Number of doses of vaccine used
2004	3.914	372.623	2.307	0	0	0
2005	9.162	1.060.611	3.389	1.177	46.277	46.277
2006	9.266	822.906	2.237	1.424	60.702	60.702
2007	9.241	1.010.667	2.475	1.316	60.247	60.247
2008	9.161	946.368	2.051	893	37.927	37.927
2009	9.009	1.015.103	4.847	388	14.138	14.138

Overall picture

- Most of the central and northern regions and provinces officially free, with almost 70% of the total Italian sheep and goat population
- Decrease in holding prevalence in Calabria, Basilicata and Puglia
- Decreased number of holdings and animals vaccinated in Sicily over the last four years (2006-2009) – cut of UE co-financing funds

Measures planned from the central level

- Renewal of O.M. 14-11-2006
- Use of SANAN in Calabria, Puglia and Sicilia, in order to check in real time the level of controls performed by the Local Veterinary Services (ASL) and apply corrective measures in case of deficiency

Thank you for your attention

Ministry of Health - ITALY

