

Bluetongue in Italy

Report:

From 01.01.2010 to 03.09.2010

Data source: <http://eubtnet.izs.it>

(outbreaks data source: ADNS; Surveillance data source:BTNIS)

BTV occurrence

from 01/01/2010 to 03/09/2010

All cases are seroconverted animals tested in the framework of the national surveillance system. No clinical signs were observed

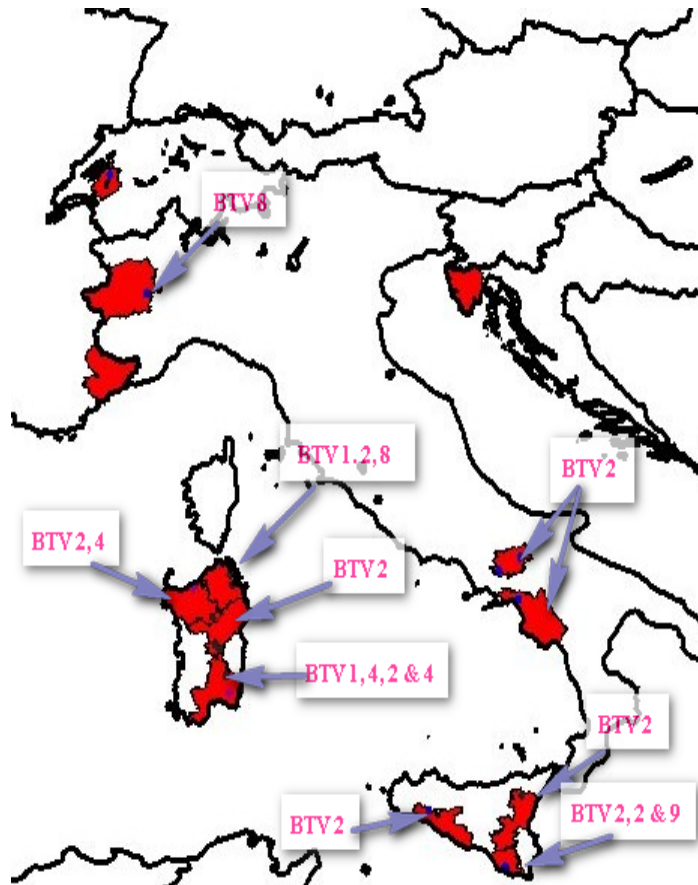
Region	Serotype	Species	N. of outbreaks
Piemonte	Serotype 8	CATTLE	1
		GOATS	1
		SHEEP	1
Campania	Serotype 2	CATTLE	3
Sicilia	Serotype 2	CATTLE	4
		SHEEP	1
	Serotype 2 & 9	CATTLE	1
Sardegna	Serotype 1	SHEEP	2
		GOATS	1
	Serotype 2	SHEEP	4
	Serotype 4	GOATS	2
	Serotype 2 & 4	SHEEP	1
	Serotype 8	SHEEP	1
GOATS		1	
Total			24

As defined in Art. 2 of COMMISSION REGULATION (EC) No 1266/2007, a case of bluetongue is an animal that meets one of the following requirements:

(i) it presents clinical signs consistent with the presence of bluetongue; (ii) it is a sentinel animal that had showed negative serological results in a previous test and has seroconverted from negative to positive for antibodies to at least one bluetongue serotype since that test; (iii) it is an animal from which the bluetongue virus has been isolated and identified as such; (iv) it is an animal which has tested positive to bluetongue serological tests or from which viral antigen or viral ribonucleic acid (RNA) specific to one or more of the bluetongue serotypes has been identified.

BTV occurrence

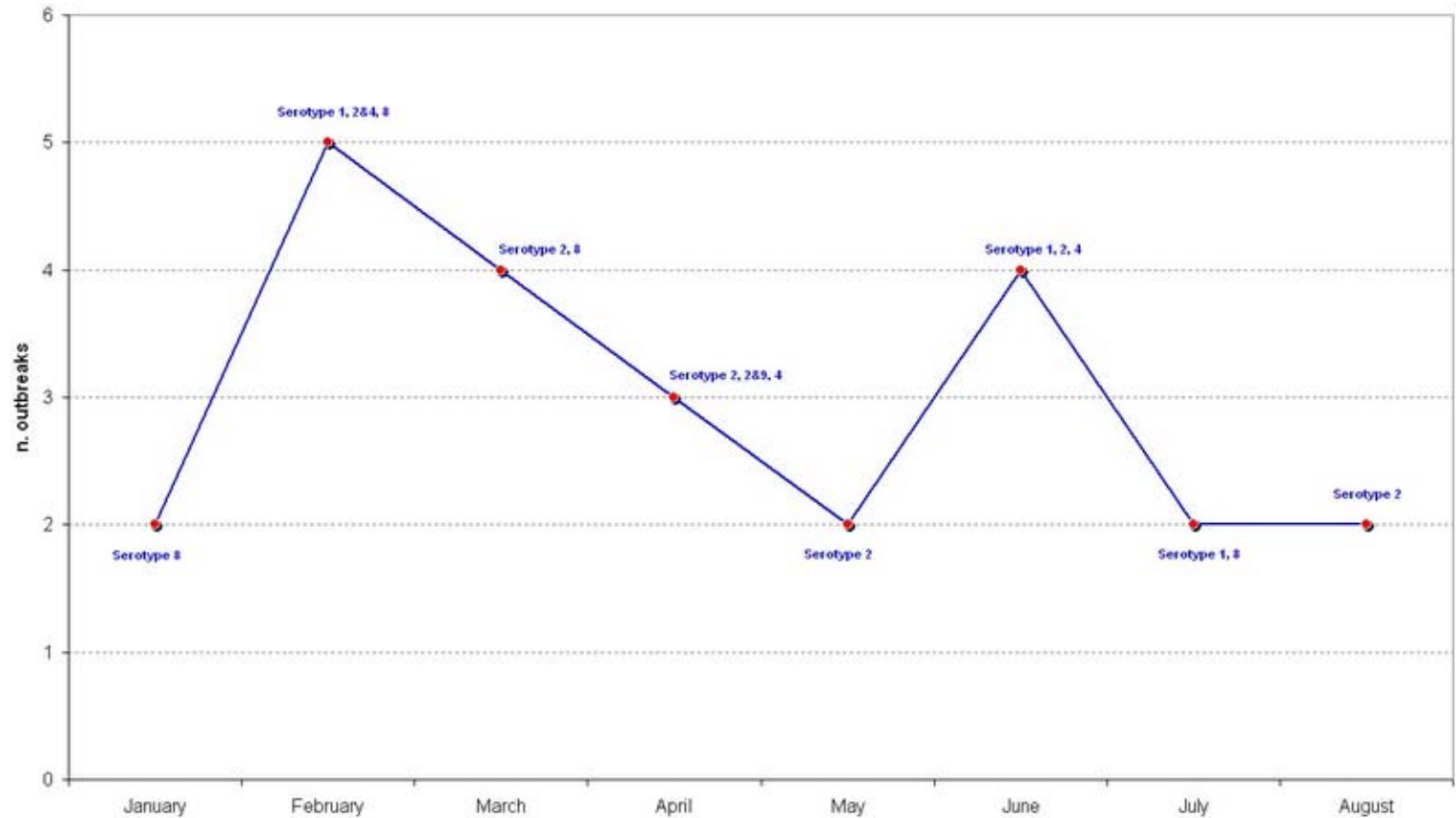
Distribution of bluetongue outbreaks
from 01/01/2010 to 03/09/2010



BT outbreaks in Italy

from 01/01/2010 to 03/09/2010

According to date of confirmation



Serological surveillance activity in Italy (01/01/2010-03/09/2010)

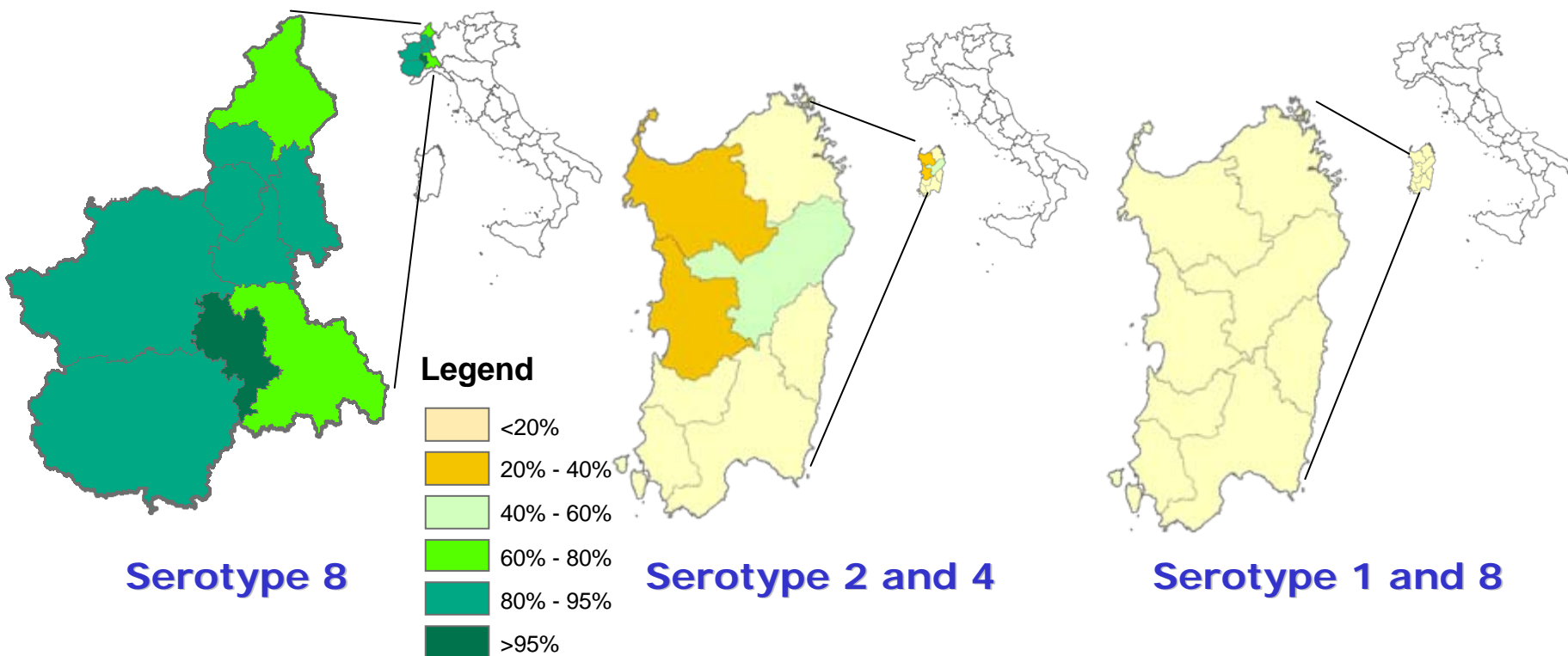
Number of tests performed on sentinel animals

Species	ELISA	PCR	Serum neutralisation
CATTLE	161555	146	7827
BUFFALOS	626		120
SHEEP	35304	36	840
GOATS	4981		144
SHEEP&GOATS	4077		
Total	206543	182	8931

Method	Jan-10	Feb-10	Mar-10	Apr-10	May-10	Jun-10	Jul-10	Total
ELISA	17427	19468	32088	31923	36038	35700	33899	206543
PCR	30	21	35	40	26	30		182
Serum neutralisation	784	1184	1408	1019	1464	1784	1288	8931
Total	18241	20673	33531	32982	37528	37514	35187	215656

Vaccination (01/01/2010-03/09/2010)

Region	Serotype	CATTLE-BUFFALOS		SHEEP-GOATS		TOTAL		
		No. of animals to be vaccinated	No. of vaccinated animals	No. of animals to be vaccinated	No. of vaccinated animals	No. of animals to be vaccinated	No. of vaccinated animals	Proportion of vaccinated animals
PIEMONTE	BTV-8	621945	579136	132427	109143	754372	688279	91.2%
SARDEGNA	BTV-2 & BTV-4	26220	10481	349171	37207	375391	47688	12.7%
	BTV-1 & BTV8	26220	10343	349171	5376	375391	15719	4.2%



THANK YOU FOR YOUR ATTENTION