


FMD situation in Bulgaria (Burgas region)

SCoFCAH, 1-2 March 2011

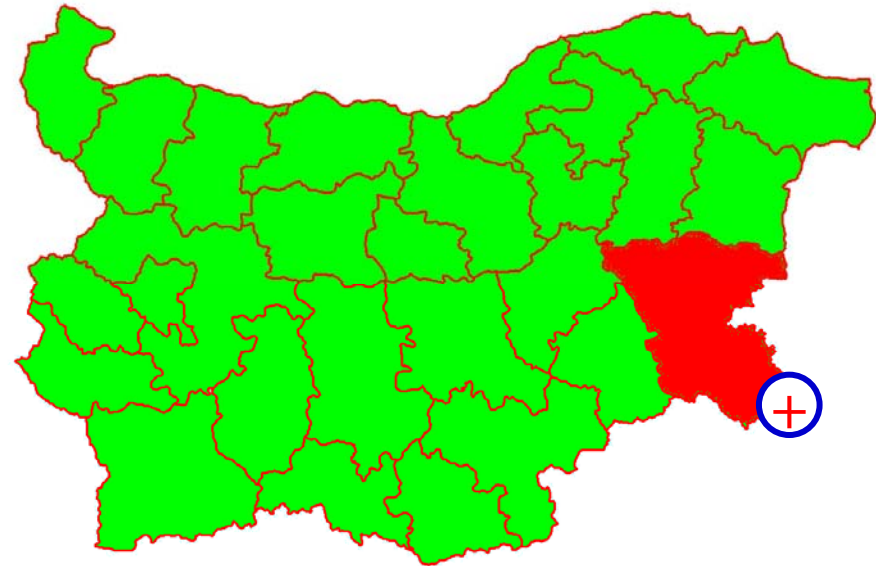




The beginning

- 4th Jan 2011, 22:00 p.m. – Wild boar positive for *FMD type O*;

The analysis made from the samples by the OIE Reference Laboratory Institute for Animal Health, Pirbright, United Kingdom, indicate this FMD virus is a serotype O, Topotype ME-SA, Strain PanAsia-2ANT-10 which has more than 99.5% affinity with samples isolated in 2010 in Iran and Turkey.



5th Jan

- Start of the measures for control and eradication of FMD according to Dir. 2003/85/EC.
- Clinical and epidemiological examinations as well as blood sampling of susceptible animals in all villages located in the risk area



1st outbreak -Kosti (09.01.2011)

- 100% Stamping out in Kosti
- Clinical examinations on daily basis in the settlements in the 10km zone
- 100% Serological surveillance in the settlements in the 10 km zone:
 - 1st sampling: ended on 11th Jan (all Neg.)
 - 2nd: 28th Jan - 2nd Feb (Gramatikovo pos.)
 - 3rd: 8-9th Feb (all Neg.)
 - 4th: 23-27th Feb (Neg. - still not all lab. results available)



Settlements	bovines		sheep		goats		pigs	
	No herds	No animals	No herds	No animals	No herds	No animals	No herds	No animals
1. Kosti outbreak	4	196	21	121	44	205	8	136
Settlements in the 10km surveillance zone								
4. Brodilovo	3	8	26	117	47	164	3	44
5. Balgari	0	0	5	39	6	12	0	0
6. Kondolovo	0	0	3	48	1	39	0	0
7. Izgrev	0	0	1	4	0	0	1	13
3. Gramatikovo	1	1	5	192	24	111	0	0
Total	8	205	61	521	122	531	12	193

2nd outbreak -Rezovo (15.01.2011)

- 100% Stamping out in Rezovo
- Clinical examinations on daily basis in the settlement in the 10km zone
- 100% Serological surveillance in the settlement in the 10 km zone:
 - 1st sampling: 28th Jan - 2nd Feb (all Negative)
 - 2nd: 8-9th Feb (all Neg.)
 - 3rd: 23-27th Feb (Neg. - still not all lab. results available)



Settlements	bovines		sheep		goats		pigs	
	№ herds	№ animals	№ herds	№ animals	№ herds	№ animals	№ herds	№ animals
1. Rezovo outbreak	6	87	2	68	2	8	1	29
Settlements in the 10km surveillance zone								
8. Sinemorets	3	14	9	220	10	79	6	9


3rd outbreak - Gramatikovo (31.01.2011)

- 100% Stamping out in Gramatikovo
- Clinical examinations on daily basis in the settlements in the 10km zone
- 100% Serological surveillance in the settlements in the 10 km zone:
 - 1st sampling: ended on 8th Feb (all Neg.)
 - 2nd: 13-16th Feb (all Neg.)
 - 3rd: 23-27th Feb (Neg. - still not all lab. results available)



Settlements	Large ruminants		sheep		goats		pigs	
	№ herds	№ animals	№ herds	№ animals	№ herds	№ animals	№ herds	№ animals
3. Gramatikovo	1	1	5	192	24	111	0	0
Settlements in the 3 km and 10km surveillance zone protection zone								
4. Kondolovo	0	0	3	48	1	39	0	0
1. Slivarovo	0	0	3	38	3	48	3	12
2. Zubernovo	3	22	3	9	12	112	8	61
3. Vizitsa	4	57	5	84	2	21	0	0
5. Balgari	0	0	5	39	6	12	0	0
6. Kostli	0	0	0	0	0	0	0	0
Total	8	80	24	410	48	343	11	73





Surveillance in East-Balkan pigs



- For surveillance purposes 434 blood samples have been taken from 11 herds of East-Balkan pigs reared in Sozopol municipality. All samples showed negative results for FMD.

Surveillance in wild life (particularly wild boar)

5 wild boar and 1 roe deer tested so far with negative results for FMD

WB shot/ Neg.
WB fallen/ Neg.
2 WB shot/ Neg.

Roe deer shot/ Neg.

WB shot/ Neg.

 Trap for WB

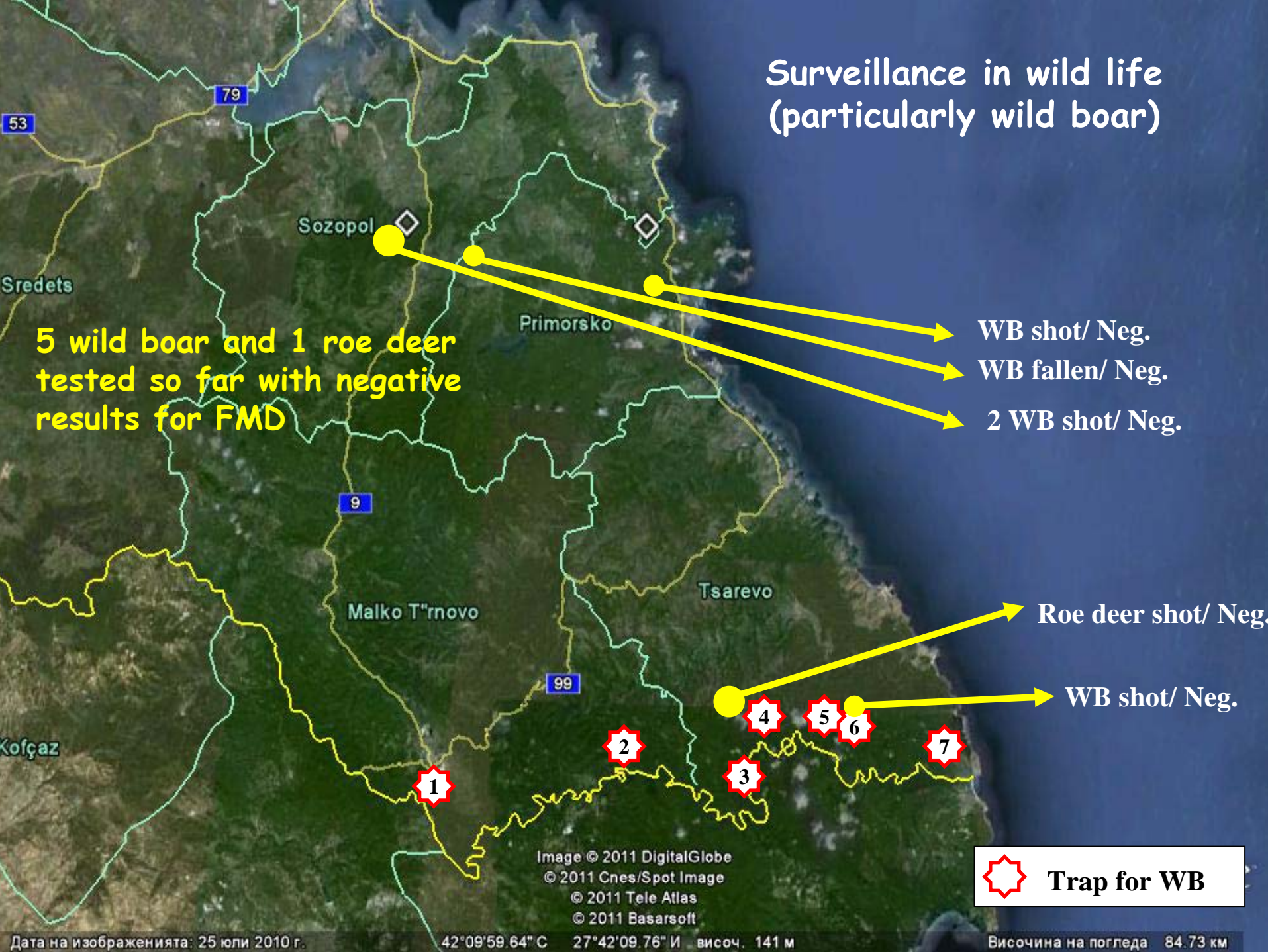



Image © 2011 DigitalGlobe
© 2011 Cnes/Spot Image
© 2011 Tele Atlas
© 2011 Basarsoft



Surveillance in wild life (particularly wild boar)

Next steps

- Finalizing the surveillance and control program in wild life (particularly for wild boar). Results of trapped and hunted wild boar from the region cloth to the Turkish border are expected.
- Biological characterisation of the Bulgarian FMD virus isolate in an animal experiment conducted with wild boar at the Friedrich-Loeffler Institute in Germany. The results of this experimental study should help understanding the biology course of the disease in wild boar. The experimental studies started last week and will last 4 weeks.




Image © 2011 DigitalGlobe
© 2010 Basarsoft
© 2010 Basarsoft
© 2010 Tele Atlas

©2010 Google

Imagery Date: Jul 25, 2010


42°02'14.62" N 27°40'59.85" E Elev. 189 m

Elev. alt. 53.25 km

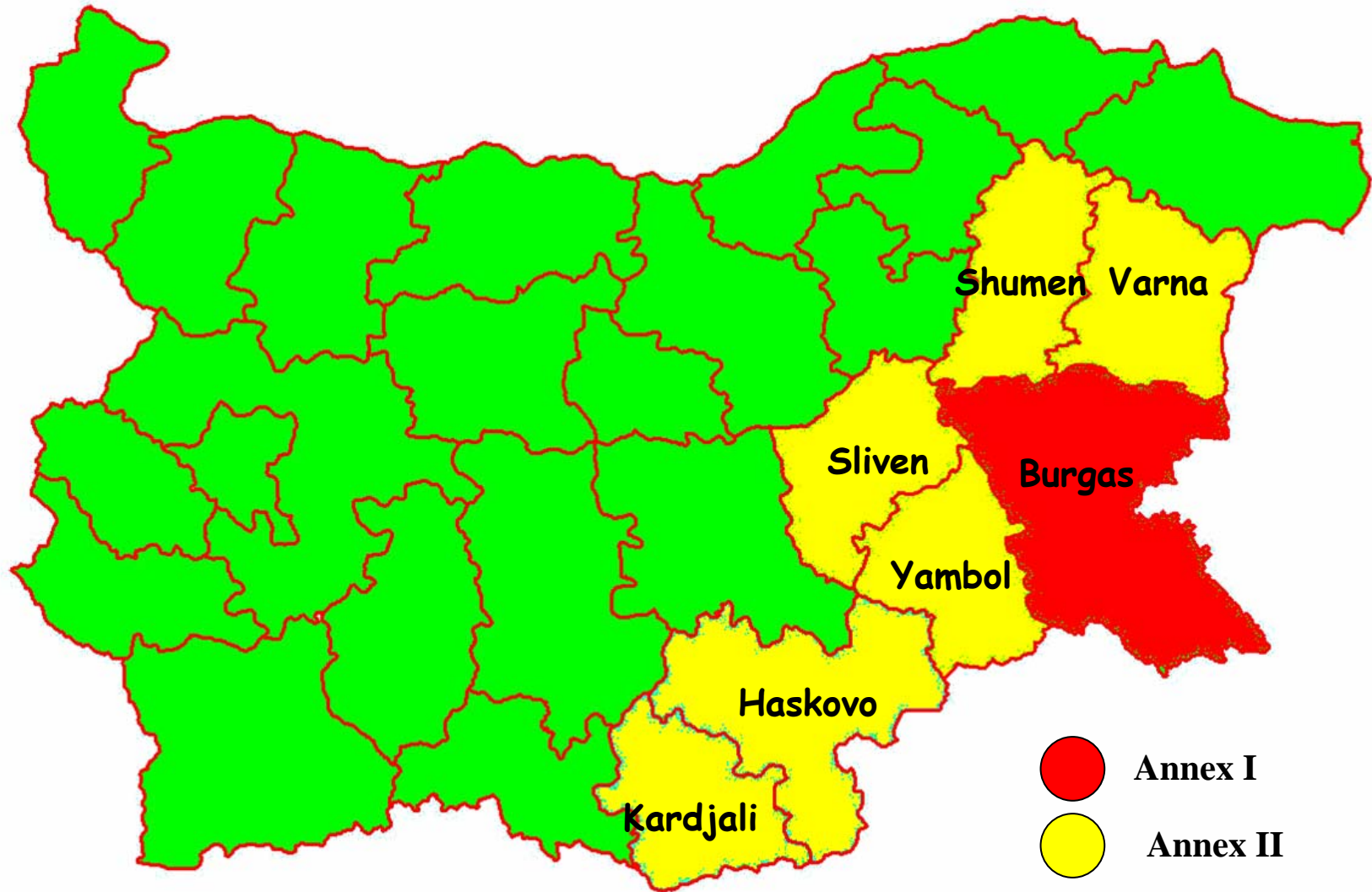



Current situation

- Last outbreak is as of 31 Jan;
- Disease stopped 12 km from the border with Turkey;
- Susceptible animals from the villages in the 10 km zone around the 1st outbreak – Kosti – blood sampled and tested 4 times since the detection of the outbreak (the only positives belong to the 3rd outbreak-Gramatikovo, during the last two rounds all animals are negative for FMD);
- Susceptible animals from the village in the 10 km zone around the 2nd outbreak – Rezovo – blood sampled and tested 3 times since the detection of the outbreak;
- Susceptible animals from the villages in the 10 km zone around the 3rd outbreak – Gramatikovo – blood sampled and tested 3 times since the detection of the outbreak;
- The susceptible animals from all villages (including those in the 10 km zones around the outbreaks and those out of the zones) in the municipalities of Tsarevo, Malko Tarnovo and Sredets were sampled last week (23-27 Feb). All samples tested so far are FMD negative;
- The daily clinical examinations in all the villages are negative for clinical signs of FMD;
- Surveillance in wildlife started;




Decision 2011/44 EC





Our proposal for revision of Decision 2011/44 EC





Thank you
for the attention!