

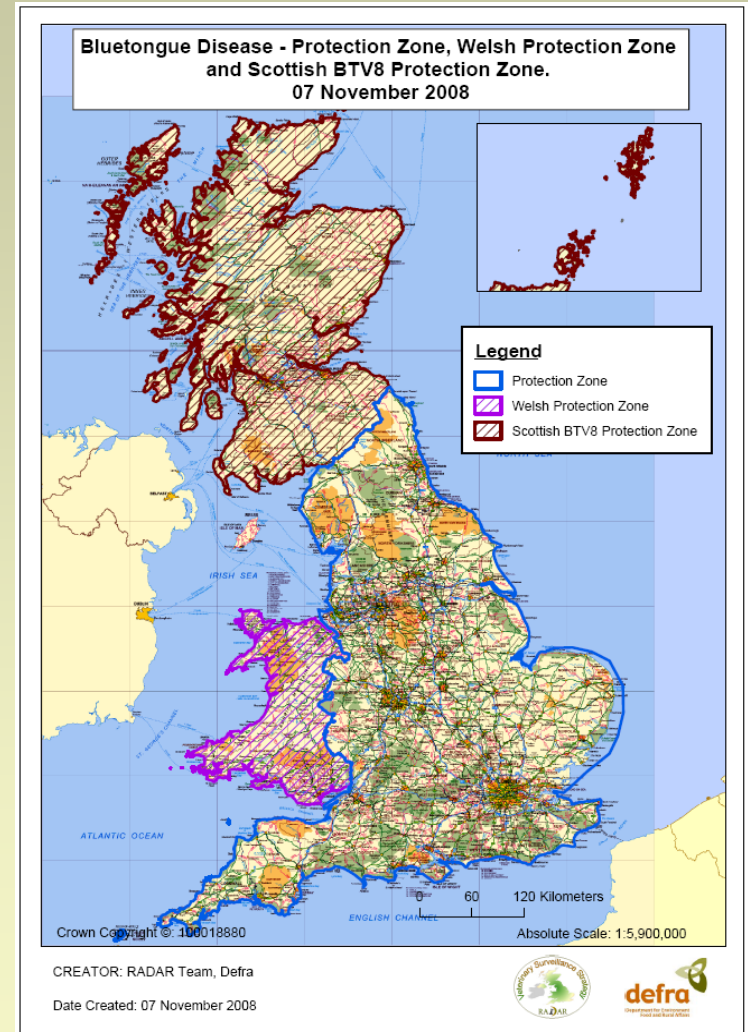
Bluetongue Update on Surveillance in GB 2010

SCoFCAH 1-2 March 2011

Background

Current Situation

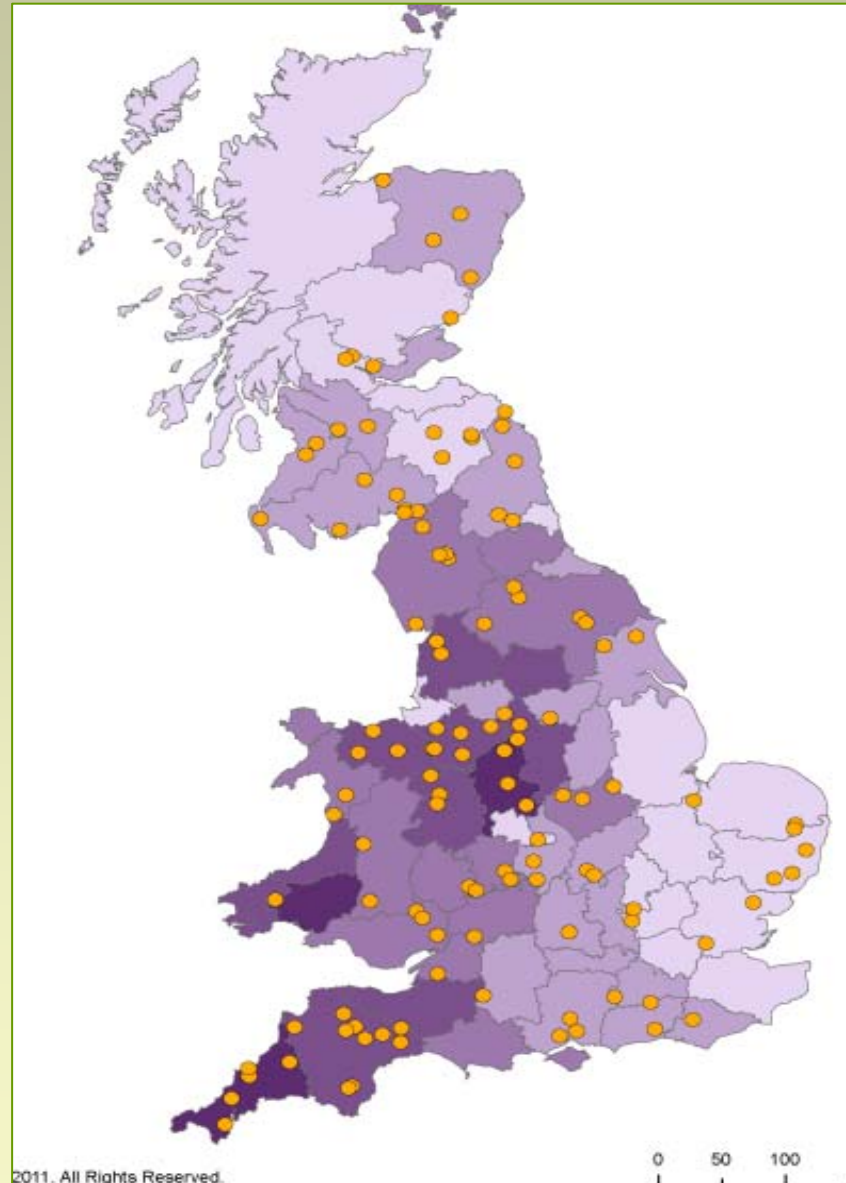
- Last confirmed case of BTV8 in GB in November 2008 (animal moved from another MS)
- 2009 surveillance = absence of BTV circulation/incursion
- LRZ for BTV8 in June 2010
- No new BTV cases in 2010
- Northern Ireland remains free without vaccination



Summary of Surveillance Activities in GB

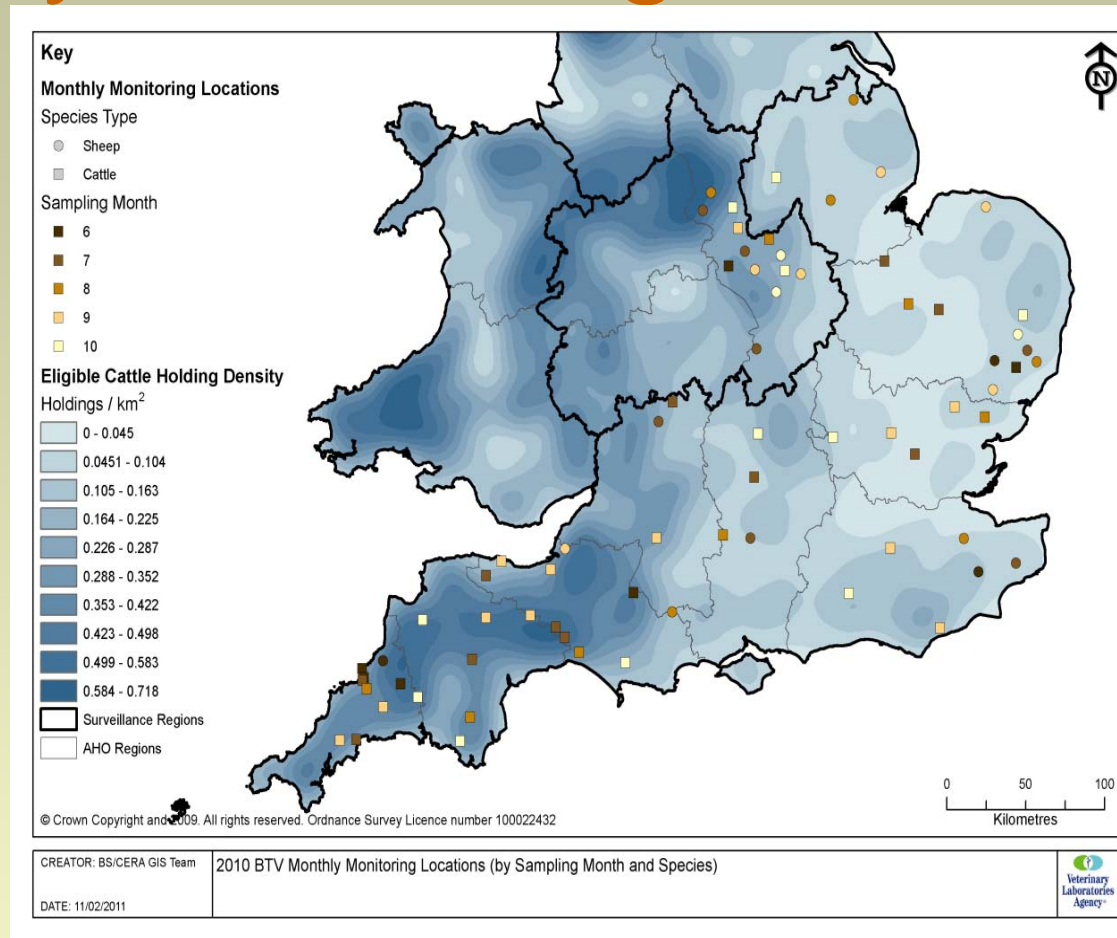
- Passive clinical surveillance
 - **29** investigations (all negative), 15 tested
- Enhanced laboratory surveillance
 - **53408** submissions considered, 6 tested
- National survey (Winter 2010)
 - **3502** animals tested
- Monthly monitoring
 - **763** animals tested
- Pre-movement testing (Other MSs or NI)
 - **3470** animals tested
- Post-movement compliance testing (from other MSs)
 - **16243** animals tested

Pre-movement testing



Monthly Monitoring

- South & SE England - high risk area
- Unvaccinated cattle & sheep
- 150-160 samples per month
- June to October



- **763 animals tested negative – pan PCR**
- 99% confidence that BTV8 was not present in >2% from June to end of October 2010

National survey 2010

Aims of the Survey

- Establish whether BTV8 is circulating in GB livestock in early winter of 2010 in more than 2% of the cattle population
- Establish if BTV of any other serotype has or has not circulated undetected within the GB cattle population in 2010 resulting in 2% or more prevalence at the end of the transmission season.
- Establish if a late incursion of any BTV serotype from continental Europe has occurred in Southern England.

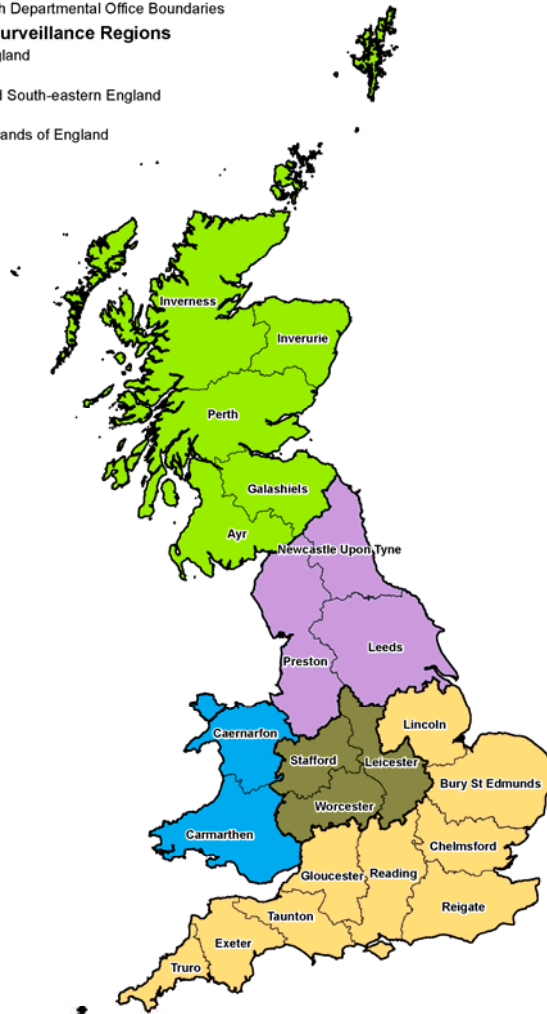
Survey Design and Prevalence

Key

□ Animal Health Departmental Office Boundaries

Bluetongue Surveillance Regions

- Northern England
- Scotland
- Southern and South-eastern England
- Wales
- Western Midlands of England



© Crown Copyright 2009. All rights reserved.
Ordnance Survey Licence number 100022432

CREATOR: BS/CERA GIS Team

2010 Bluetongue Surveillance Regions
and Animal Health Departmental Office (AHDO) Boundaries

DATE: 16/02/2011



95/2 by divisions in the south

Enhanced Southern Region	Animals	Herds	Samples
Bury St Edmunds	17	16	272
Chelmsford	17	16	272
Exeter	17	16	272
Gloucester	17	16	272
Reading	17	16	272
Reigate	17	16	272
Taunton	15	17	255
Truro	17	16	272
Lincoln	17	16	272
Total		145	2431

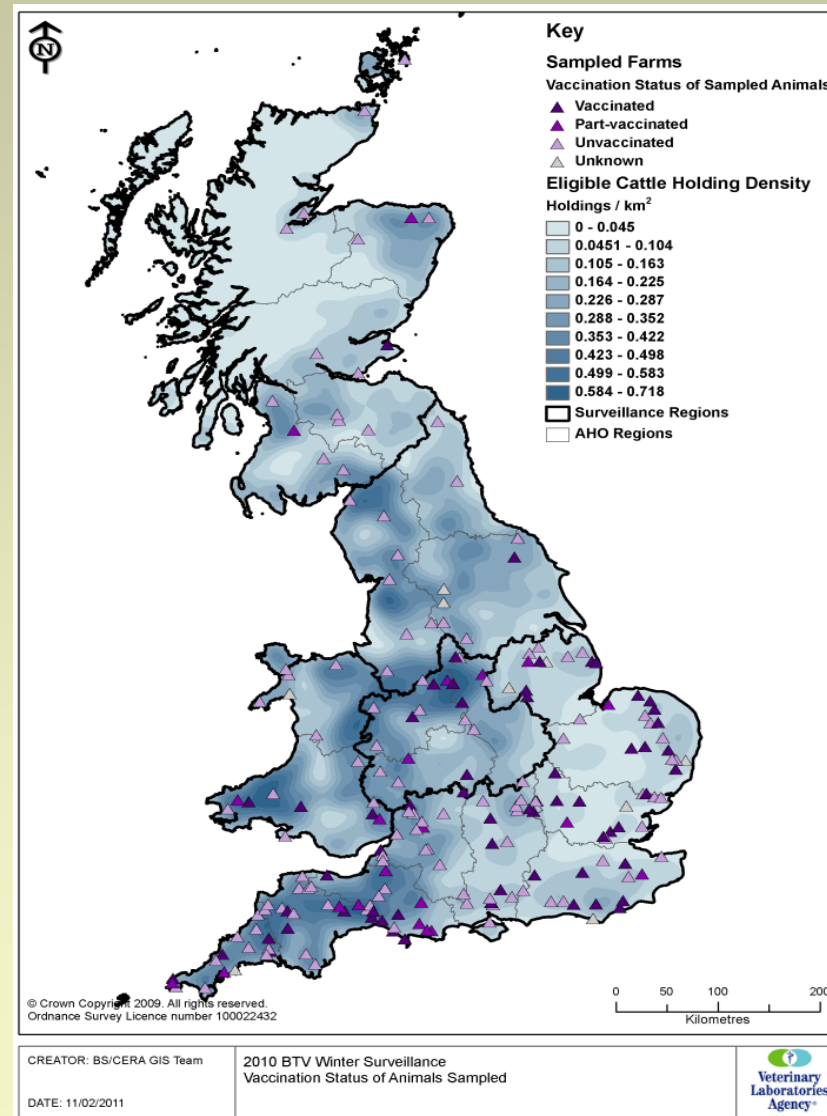
95/2 by Region in rest of GB but stratified by division to give at least 95/10 by division

Rest of GB Regions	Animals	Herds	Samples
West Midlands England (3 divisions)	17	16	272
North England (4 divisions)	17	16	272
Wales (3 divisions)	17	16	272
Scotland (5 divisions)	15	17	255
Total		65	1071

National Survey Sampling

- Testing blood samples for all BTV serotypes
- Randomly selected cattle herds (at least 15 or 17 eligible animals)
- Unvaccinated cattle whenever possible
- To avoid cattle exposed in previous seasons or young ones protected by maternal antibodies only the following animals were selected:
 - present on the selected holding for 6 months or more
 - aged between 6 and 24 months
- All samples were negative for all BTV serotypes

Cattle herd density, sampling location and vaccinal status



Conclusion

- These surveillance results show absence of BTV circulation during 2010
- Together with the results in 2009 this provides evidence of absence of BTV in GB since the last reported case in 2008.
- Considering our options with regards to declaring disease freedom in consultation with stakeholders
- Continued liaison with Commission



Thank you