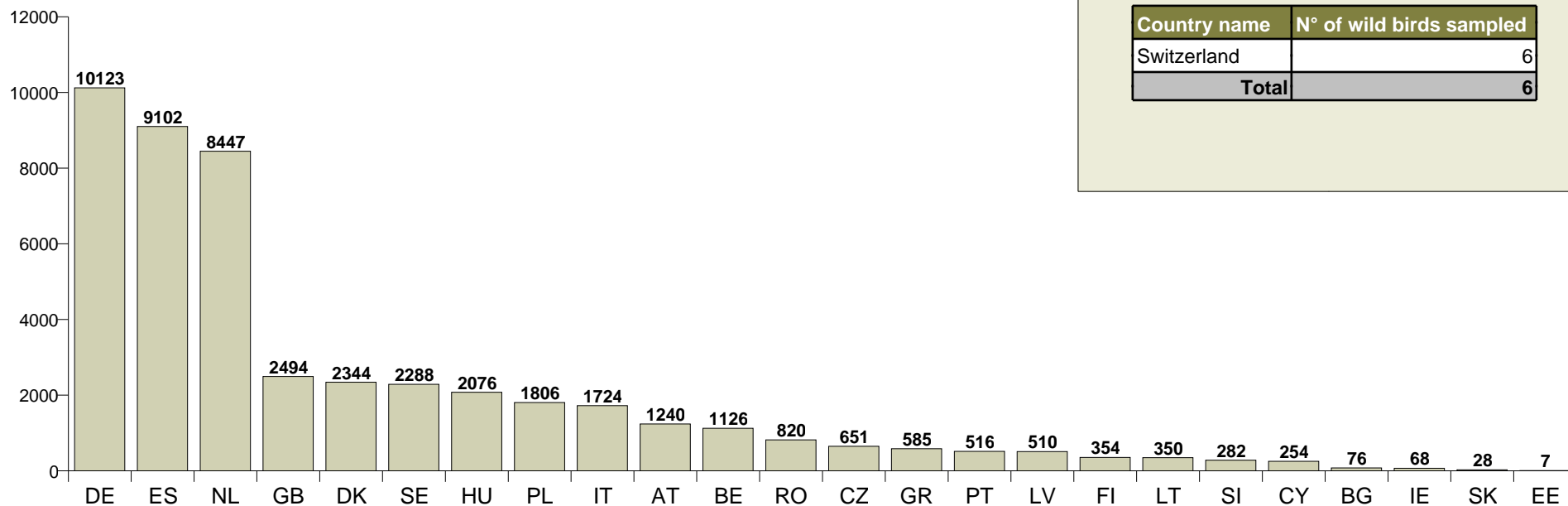




## Number of Wild Birds sampled by Member States

From : 01/01/2010 To : 31/12/2010



Switzerland	
Country name	N° of wild birds sampled
Switzerland	6
<b>Total</b>	<b>6</b>

Member States	DE	ES	NL	GB	DK	SE	HU	PL	IT	AT	BE	RO	CZ	GR	PT	LV	FI	LT	SI	CY	BG	IE	SK	EE	Total
N° of wild birds sampled	10123	9102	8447	2494	2344	2288	2076	1806	1724	1240	1126	820	651	585	516	510	354	350	282	254	76	68	28	7	<b>47272</b>
Percentage	21.4 %	19.3 %	17.9 %	5.3 %	5.0 %	4.8 %	4.4 %	3.8 %	3.6 %	2.6 %	2.4 %	1.7 %	1.4 %	1.2 %	1.1 %	1.1 %	0.7 %	0.7 %	0.6 %	0.5 %	0.2 %	0.1 %	0.1 %	0.0 %	<b>100 %</b>



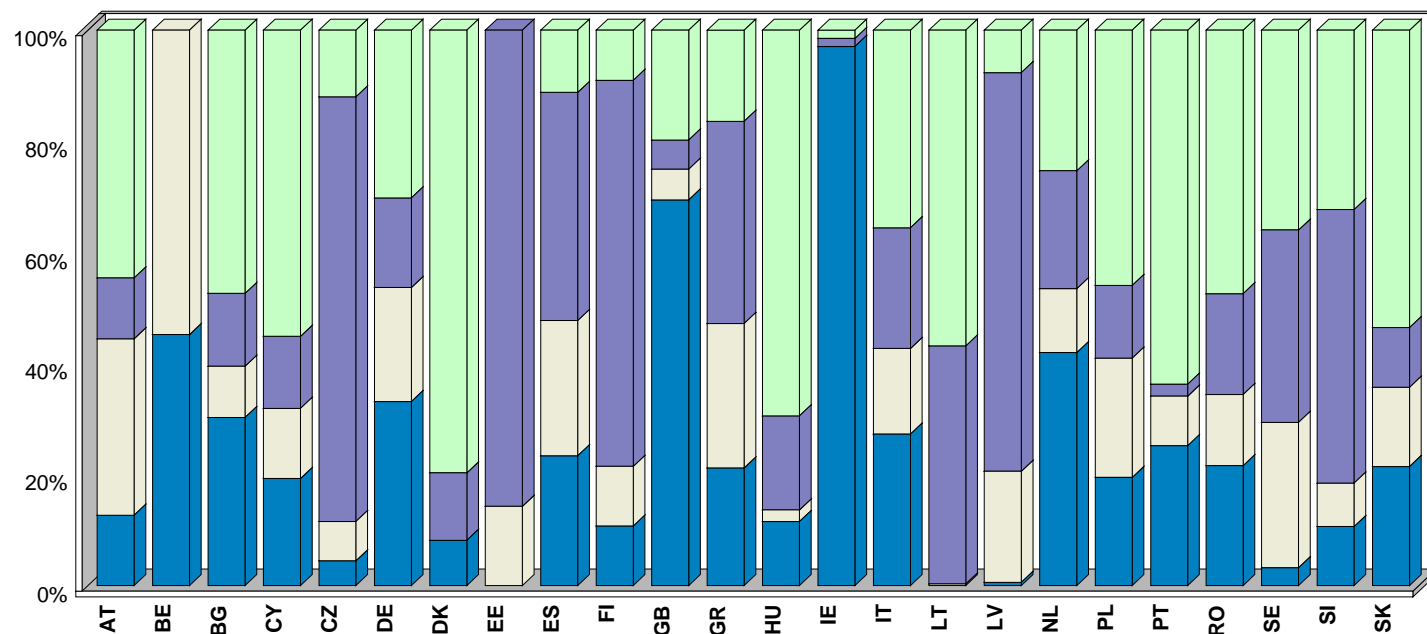
## Number and proportions of Wild birds sampled by quarter

From : 01/01/2010 To : 31/12/2010

- January, February, March
- April, May, June
- July, August, September
- October, November, December

The quarter is based on the localisation date (Sampling in the field)

Country name	N° Birds s ampled
Switzerland	6
<b>Total</b>	<b>6</b>



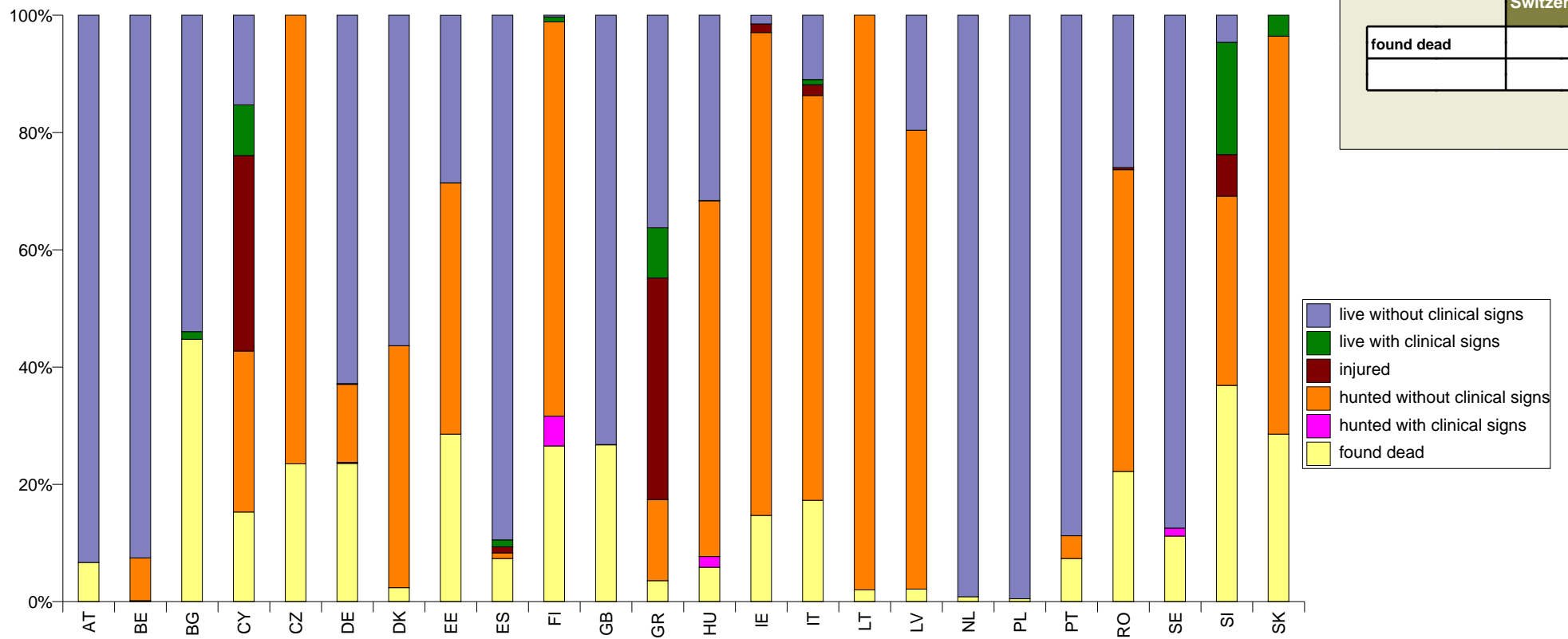
	AT	BE	BG	CY	CZ	DE	DK	EE	ES	FI	GB	GR	HU	IE	IT	LT	LV	NL	PL	PT	RO	SE	SI	SK	Total
<b>January - March</b>	157	509	23	49	29	3352	191		2127	38	1732	124	239	66	470		3	3544	352	130	177	73	30	6	<b>13421</b>
<b>April - June</b>	394	617	7	32	46	2082		1	2217	38	138	152	44		266	1	102	973	387	46	105	599	22	4	<b>8273</b>
<b>July - September</b>	136		10	33	498	1633	285	6	3742	246	131	213	351	1	375	150	366	1793	237	11	149	793	139	3	<b>11301</b>
<b>October - December</b>	553		36	140	78	3056	1868		1017	32	493	96	1442	1	613	199	39	2137	830	329	389	823	91	15	<b>14277</b>
	<b>1240</b>	<b>1126</b>	<b>76</b>	<b>254</b>	<b>651</b>	<b>10123</b>	<b>2344</b>	<b>7</b>	<b>9102</b>	<b>354</b>	<b>2494</b>	<b>585</b>	<b>2076</b>	<b>68</b>	<b>1724</b>	<b>350</b>	<b>510</b>	<b>8447</b>	<b>1806</b>	<b>516</b>	<b>820</b>	<b>2288</b>	<b>282</b>	<b>28</b>	<b>47272</b>



## Number and proportions of Wild birds sampled by health status

From : 01/01/2010

To : 31/12/2010



Switzerland	
	Switzerland
found dead	6
	6

	AT	BE	BG	CY	CZ	DE	DK	EE	ES	FI	GB	GR	HU	IE	IT	LT	LV	NL	PL	PT	RO	SE	SI	SK
<b>found dead</b>	83	2	34	39	153	2387	56	2	669	94	667	21	122	10	298	7	11	71	9	38	182	256	104	8
<b>hunted with clinical signs</b>						17				18			38									31		
<b>hunted without clinical signs</b>		82		70	498	1348	967	3	88	238		81	1259	56	1190	343	399				20	422	91	19
<b>injured</b>				85					94		1	221	1	1	32							3		20
<b>live with clinical signs</b>			1	22		13			108	3		50			15								54	1
<b>live without clinical signs</b>	1157	1042	41	39		6358	1321	2	8144	1	1826	212	656	1	189		100	8376	1797	458	213	2001	13	
<b>Total</b>	<b>1240</b>	<b>1126</b>	<b>76</b>	<b>254</b>	<b>651</b>	<b>10123</b>	<b>2344</b>	<b>7</b>	<b>9102</b>	<b>354</b>	<b>2494</b>	<b>585</b>	<b>2076</b>	<b>68</b>	<b>1724</b>	<b>350</b>	<b>510</b>	<b>8447</b>	<b>1806</b>	<b>516</b>	<b>820</b>	<b>2288</b>	<b>282</b>	<b>28</b>



From : 01/01/2010 To : 31/12/2010

Found positives on PCR test or virus isolation or serology test

Country	HPAI		LPAI		Other subtypes	Total
	HPAI H5/N1	HPAI - H5	LPAI H5	LPAI H7		
Austria					99	99
Belgium			1		26	27
Bulgaria	1	0			0	1
Cyprus						
Czech Republic			1		76	77
Denmark			47	1	183	231
Estonia						
Finland				1	15	16
Germany			23		197	220
Greece					5	5
Hungary			2		8	10
Ireland					1	1
Italy			3		7	10
Latvia					19	19
Lithuania					22	22
Netherlands			5		708	713
Poland			2		12	14
Portugal						
Romania						
Slovakia						
Slovenia					6	6
Spain			1	7	38	46
Sweden			61	5	11	77
United Kingdom			1		16	17
<b>Total</b>	<b>1</b>	<b>0</b>	<b>147</b>	<b>14</b>	<b>1449</b>	<b>1611</b>