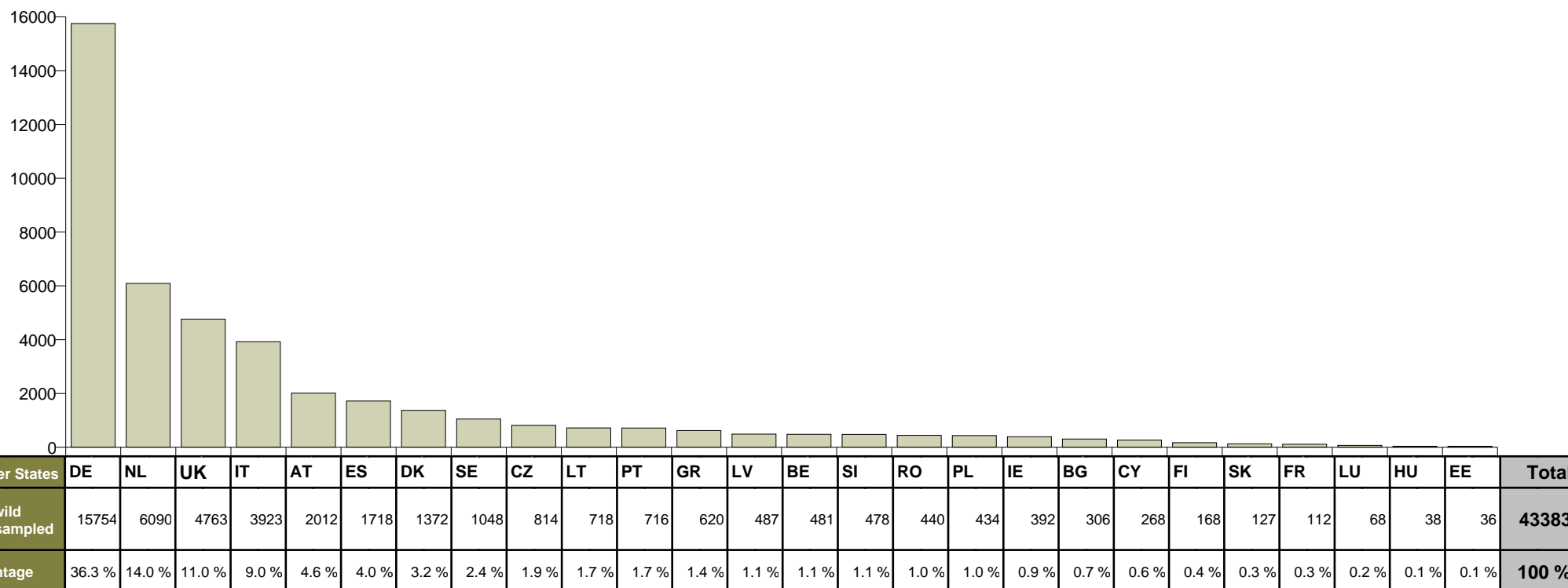




Number of Wild Birds sampled by Member States

From : 01/01/2008 To : 31/12/2008

Switzerland	
Country name	N° of wild birds sampled
Switzerland	1160
Total	1160

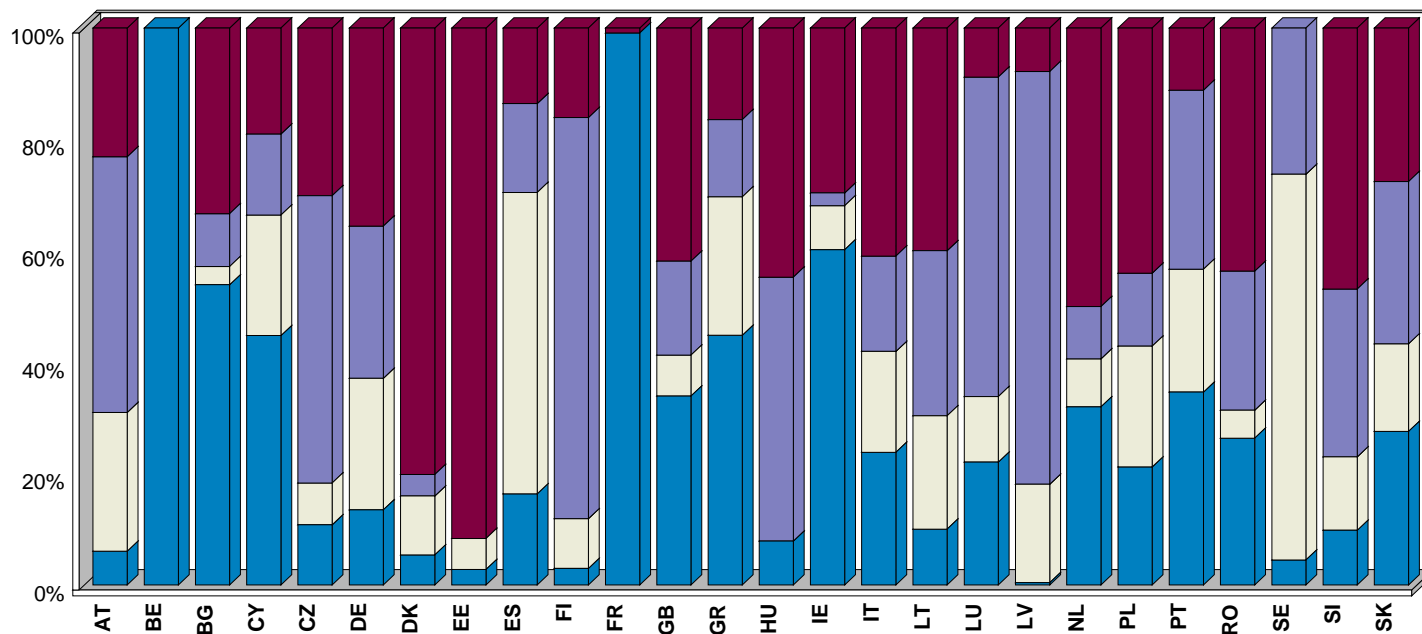




Number and proportions of Wild birds sampled by quarter

From : 01/01/2008 To : 31/12/2008

The quarter is based on the localisation date (Sampling in the field)



Switzerland	
April - May - June	148
January - February - March	707
July - August - September	305
Total	1160

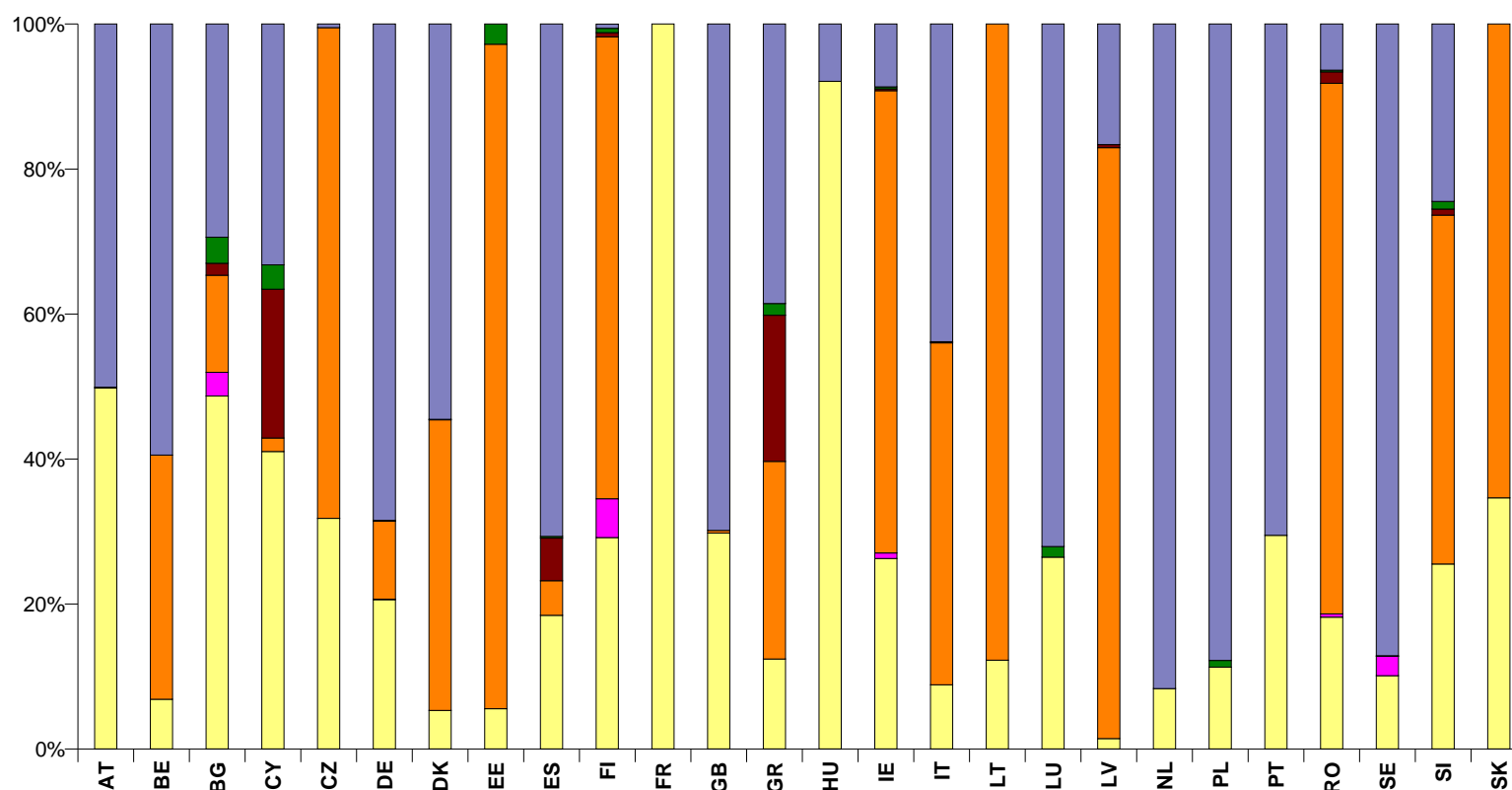
- January, February, March
- April, May, June
- July, August, September
- October, November, December

	AT	BE	BG	CY	CZ	DE	DK	EE	ES	FI	FR	UK	GR	HU	IE	IT	LT	LU	LV	NL	PL	PT	RO	SE	SI	SK	Total
January - February - March	122	481	165	120	88	2123	74	1	281	5	111	1615	278	3	236	934	72	15	2	1947	92	248	116	47	47	35	9258
April - May - June	501		10	58	61	3722	145	2	930	15		350	154		31	711	146	8	86	525	94	158	22	726	63	20	8538
July - August - September	924		29	39	420	4305	53		274	121		804	86	18	9	672	213	39	361	572	57	230	110	275	144	37	9792
October - November - December	465		102	51	245	5604	1100	33	233	27	1	1994	102	17	116	1606	287	6	38	3046	191	80	192		224	35	15795
	2012	481	306	268	814	15754	1372	36	1718	168	112	4763	620	38	392	3923	718	68	487	6090	434	716	440	1048	478	127	43383



Number and proportions of Wild birds sampled by health status

From : 01/01/2008 To : 31/12/2008



Switzerland	
found dead	48
hunted without clinical signs	130
injured	2
live with clinical signs	3
live without clinical signs	977
Total	1160

- live without clinical signs
- live with clinical signs
- injured
- hunted without clinical signs
- hunted with clinical signs
- found dead

	AT	BE	BG	CY	CZ	DE	DK	EE	ES	FI	FR	UK	GR	HU	IE	IT	LT	LU	LV	NL	PL	PT	RO	SE	SI	SK	
found dead	1002	33	149	110	259	3246	73	2	317	49	112	1419	77	35	103	348	88	18	7	508	49	211	80	106	122	44	
hunted with clinical signs			10			11				9					3									2	28		
hunted without clinical signs		162	41	5	551	1693	550	33	82	107		17	169		250	1850	630		397					322		230	83
injured			5	55					101	1			125		1	3			2					7	1	4	
live with clinical signs	2		11	9		21	1	1	4	1			10		1	3		1				4		1		5	
live without clinical signs	1008	286	90	89	4	10783	748		1214	1		3327	239	3	34	1719		49	81	5582	381	505	28	913	117		
Total	2012	481	306	268	814	15754	1372	36	1718	168	112	4763	620	38	392	3923	718	68	487	6090	434	716	440	1048	478	127	



From : 01/01/2008 To : 31/12/2008

Found positives on PCR test or virus isolation or serology test

Country	HPAI		LPAI		Other subtypes	Total
	HPAI H5/N1	HPAI - H5	LPAI H5	LPAI H7		
Austria				3	79	82
Belgium					39	39
Bulgaria					2	2
Cyprus						
Czech Republic			5		52	57
Denmark			5	12	58	75
Estonia						
Finland					16	16
France					13	13
Germany			1		188	189
Greece						
Hungary						
Ireland					2	2
Italy					127	127
Latvia					2	2
Lithuania				2	86	88
Luxembourg						
Netherlands			4		368	372
Poland					5	5
Portugal			9	1	0	10
Romania						
Slovakia						
Slovenia					15	15
Spain					4	4
Sweden				1	67	68
United Kingdom	2	8	4		22	36
Total	2	8	28	19	1145	1202