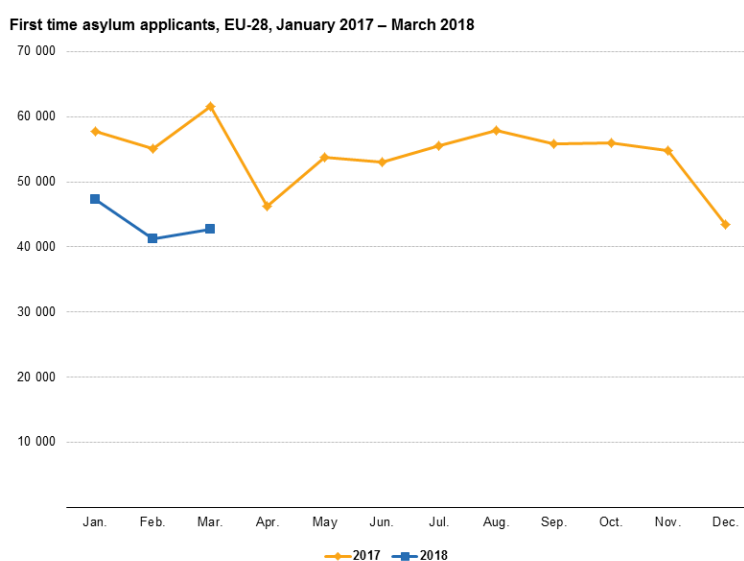


Data extracted on 15 June 2018. Planned article update: September 2018.



Source: Eurostat (online data code: migr_asyappctzm)

eurostat 

First time asylum applicants, EU-28, January 2017 – March 2018 - Source: Eurostat (migrasyappctzm)

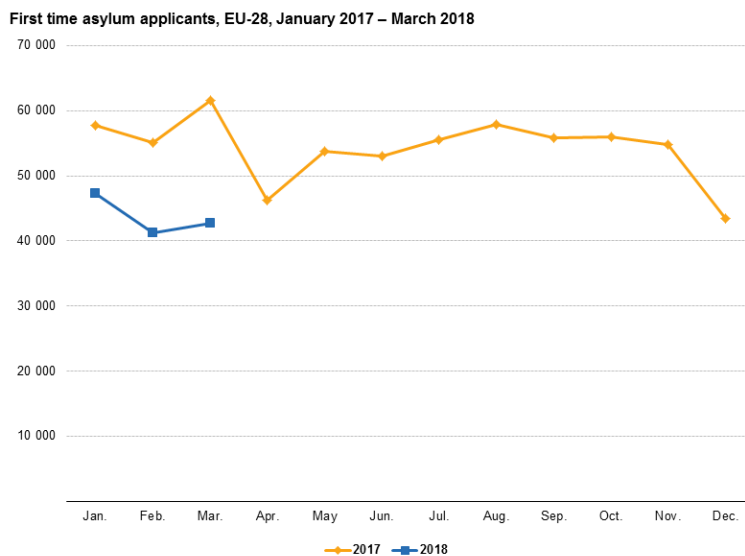
This article describes recent developments in relation to numbers of [asylum applicants](#) and first instance decisions on [asylum applications](#) in the [European Union \(EU\)](#) . Asylum is a form of international protection given by a state on its territory. It is granted to a person who is unable to seek protection in his/her country of citizenship and/or residence, in particular for fear of being persecuted for reasons of race, religion, nationality, membership of a particular social group, or political opinion.

Main trends in the numbers of asylum applicants

The number of [first time asylum applicants](#) ¹ in the EU-28 decreased by -25 % in the first quarter of 2018 compared with the same quarter of 2017 and by -15 % compared with the fourth quarter of 2017. Overall, the

¹First time applicant for international protection is a person who lodged an application for asylum for the **first time** in a given Member State. The indicator 'First time asylum applicants' excludes repeat applicants i.e. persons applying for asylum

number of persons seeking asylum from non-EU countries in the EU-28 during the first quarter of 2018 was 131 000, a number around the levels recorded in 2014, before the peaks of 2015 and 2016 (Table 1, Table 2). Out of the 145 000 total asylum applicants (i.e. including repeat applicants), 131 000 (90 %) were first time applicants (Table 2, Table 3).



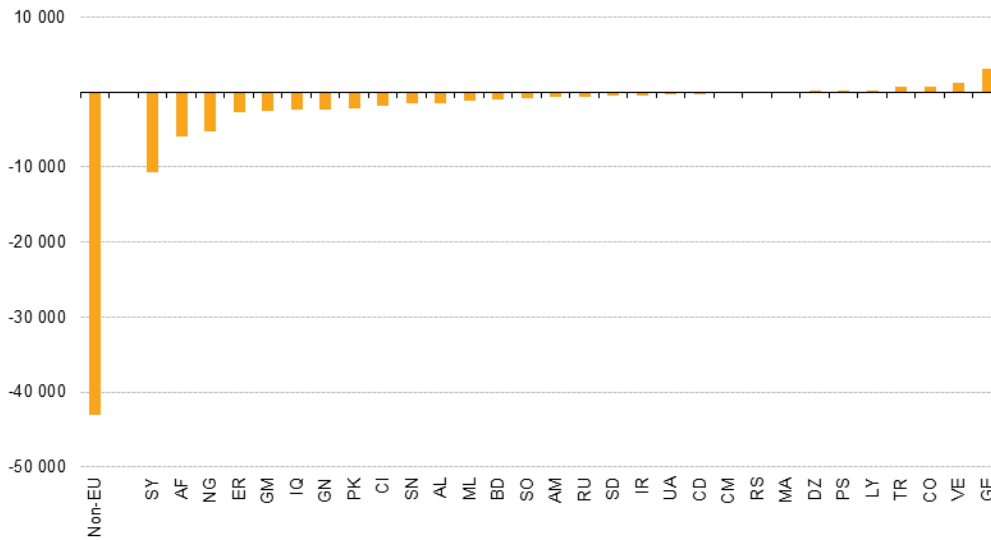
Source: Eurostat (online data code: migr_asyappctzm)

eurostat

Figure 1: First time asylum applicants, EU-28, January 2017 – March 2018 - Source: Eurostat (migrasyappctzm)

more than once in one country and therefore more accurately presents the number of persons applying for international protection in the EU Member States. The use of this indicator is possible as all Member States are able to provide it to Eurostat since 2014.

First time asylum applicants by citizenship, EU-28, absolute change between Q1 2017 and Q1 2018

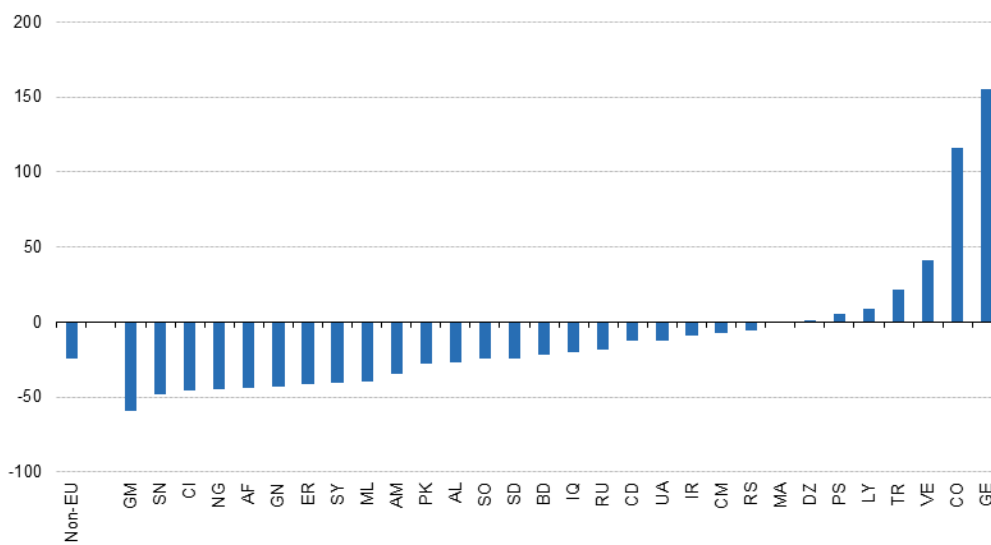


Source: Eurostat (online data code: migr_asyappctzm)



Figure 2: First time asylum applicants by citizenship, EU-28, absolute change between Q1 2017 and Q4 2018 - Source: Eurostat (migrasyappctzm), see country codes

First time asylum applicants by citizenship, EU-28, relative change between Q1 2017 and Q1 2018



Source: Eurostat (online data code: migr_asyappctzm)



Figure 3: First time asylum applicants by citizenship, EU-28, relative change between Q1 2017 and Q1 2018 - Source: Eurostat (migrasyappctzm), see country codes

Where do asylum applicants come from?

Citizens of 145 countries sought asylum for the first time in the EU in the fourth quarter of 2018. Syrians, Iraqis and Afghans were the top 3 citizenships of asylum seekers, lodging 15 800, 9 200 and 7 700 applications

respectively (Table 1).

First time asylum applicants in the EU-28 by citizenship, Q1 2017 – Q1 2018

	Q1 2017			Q2 2017			Q3 2017			Q4 2017			Q1 2018			Change in % between Q4 2017 and Q1 2018	Change in % between Q1 2017 and Q1 2018	Last 12 months
	Jan.	Feb.	Mar.	Apr.	May	Jun.	Jul.	Aug.	Sep.	Oct.	Nov.	Dec.	Jan.	Feb.	Mar.			
Non-EU	57 700	55 095	61 615	46 320	53 790	53 015	55 525	57 930	55 805	55 975	54 775	43 430	47 335	41 245	42 785	-15	-25	607 925
Syria - (SY)	8 620	8 630	9 335	6 725	8 560	7 820	9 560	10 675	9 050	8 600	8 530	6 315	5 695	5 115	5 015	-32	-40	91 660
Iraq - (IQ)	3 740	3 905	3 940	2 610	3 665	3 345	3 560	4 680	4 990	5 040	4 445	3 435	3 360	2 890	2 960	-29	-29	45 180
Afghanistan - (AF)	4 805	3 930	4 875	3 160	3 805	3 355	3 220	3 785	3 255	3 310	3 615	2 840	2 760	2 430	2 460	-22	-44	37 795
Nigeria - (NG)	4 125	3 840	3 755	2 820	3 345	3 755	3 775	3 215	2 995	2 925	2 735	1 825	2 460	1 855	2 115	-14	-45	33 820
Pakistan - (PK)	2 445	2 520	3 025	2 245	2 555	2 480	2 390	2 500	2 495	2 680	2 355	1 900	2 085	1 815	1 885	-17	-28	27 390
Georgia - (GE)	605	610	730	620	775	745	745	730	760	1 010	1 215	1 390	1 730	1 655	1 585	38	156	12 960
Iran - (IR)	1 665	1 345	1 550	1 590	1 430	1 290	1 305	1 340	1 530	1 555	1 485	1 200	1 580	1 245	1 320	-2	-9	16 870
Albania - (AL)	1 845	1 560	2 195	2 035	2 005	1 955	2 045	2 185	1 700	1 540	1 620	1 410	1 375	1 295	1 445	-10	-27	20 610
Venezuela - (VE)	880	985	1 045	830	915	950	775	850	1 090	1 330	1 370	930	1 300	1 365	1 445	13	41	13 145
Eritrea - (ER)	2 320	2 255	1 990	1 765	1 765	2 435	2 320	2 370	2 810	1 680	1 295	1 365	1 400	960	1 490	-11	-41	21 655
Bangladesh - (BD)	1 390	1 505	1 870	1 640	1 930	1 965	1 650	1 625	1 560	1 630	1 390	1 150	1 305	1 245	1 185	-10	-22	18 280
Turkey - (TR)	1 025	965	1 015	865	955	895	1 100	1 525	1 670	1 830	1 815	980	1 305	1 200	1 150	-21	22	15 290
Guinea - (GN)	1 655	1 635	2 070	1 410	1 575	1 625	1 600	1 385	1 285	1 285	1 185	1 010	1 110	950	995	-12	-43	15 420
Russia - (RU)	1 125	1 065	1 205	1 005	950	1 030	1 155	1 230	1 075	1 010	985	855	985	860	925	-3	-18	12 060
Somalia - (SO)	1 175	1 105	1 150	955	1 080	995	1 110	1 145	1 005	1 020	1 150	845	935	790	855	-14	-25	11 890
Algeria - (DZ)	870	805	830	640	665	585	660	765	770	795	955	910	920	805	790	-5	1	9 265
Ivory Coast - (CI)	1 160	1 360	1 605	945	1 370	1 305	1 320	1 135	1 045	1 100	935	745	795	715	745	-19	-45	12 150
Ukraine - (UA)	740	805	815	635	805	860	775	600	710	820	810	575	715	635	720	-6	-12	8 665
Morocco - (MA)	640	655	660	615	660	510	660	765	650	650	735	585	690	600	650	-1	-1	7 795
Mali - (ML)	900	950	1 055	700	870	900	1 010	850	795	895	845	515	690	590	480	-22	-39	9 140
CD - (CD)	520	660	800	525	555	650	480	430	485	490	485	650	605	590	545	7	-12	6 485
Gambia - (GM)	1 295	1 370	1 565	1 105	1 115	1 065	980	885	875	830	845	570	680	550	490	-24	-59	9 995
Senegal - (SN)	1 030	1 020	1 195	775	975	1 020	885	725	740	745	590	515	595	510	575	-9	-48	8 645
Sudan - (SD)	660	695	815	785	780	660	805	945	820	1 020	630	585	585	510	555	-26	-24	8 680
Serbia - (RS)	460	435	595	440	350	325	390	290	290	490	545	480	550	460	400	-7	-5	5 005
Armenia - (AM)	865	605	620	400	395	365	560	580	680	530	660	540	535	420	415	-20	-34	6 080
Palestine - (PS)	630	315	295	190	215	255	435	540	560	390	360	285	525	345	440	27	6	4 540
Colombia - (CO)	155	215	220	230	305	310	240	220	250	350	410	290	350	455	475	22	116	3 885
Cameroon - (CM)	440	440	465	380	535	545	645	540	480	560	490	395	430	405	415	-13	-7	5 820
Libya - (LY)	425	300	355	230	310	275	380	350	430	435	485	460	465	360	350	-15	9	4 535
Other (non-EU)	9 490	8 630	9 975	7 245	8 770	8 750	8 975	9 065	8 955	9 440	9 800	7 880	8 815	7 610	7 905	-10	-13	103 210

Countries selected here are those with the highest number of asylum applicants registered during Q1 2018

(1) CD – Congo, the Democratic Republic of the

Source: Eurostat (online data code: migr_asypdztzm)

more), Venezuela (1 200 more) and Colombia (700 more) (Figure 2, Table 1).

The most substantial relative decrease in the number of asylum applicants in the EU in the first quarter of 2018 compared with the same quarter of 2017 was recorded for Gambians (-59 % less) and Senegalese (-48 % less). In contrast, Georgia (2.5 times more), Colombia (two times more) and Venezuela (40 % more) were the countries of citizenships which mostly increased in relative terms in the first quarter of 2018, compared with the same quarter of 2017 (Figure 3, Table 1).

Of the 15 800 Syrians who applied for the first time for asylum in the EU in the first quarter of 2018 42 % were registered in Germany (6 700) and 22 % in Greece (3 500). 36 % of Iraqis (3 300) applied for asylum in Germany and 31 % of Afghans (2 200) in France. Syrians were the main citizenship of asylum seekers in 11 EU Member States (Table 4, Table 5).

First time asylum applicants, Q1 2017 – Q1 2018

	Q1 2017			Q2 2017			Q3 2017			Q4 2017			Q1 2018			Change in % between Q4 2017 and Q1 2018	Change in % between Q1 2017 and Q1 2018	Applicants per million population (*) Q1 2018	Last 12 months
	Oct.	Nov.	Dec.	Jan.	Feb.	Mar.	Apr.	May	Jun.	Jul.	Aug.	Sep.	Oct.	Nov.	Dec.				
EU-28	57 700	55 095	61 615	46 320	53 790	53 015	55 525	57 930	55 805	55 975	54 775	43 430	47 335	41 245	42 785	-15	-25	257	607 925
Belgium	1 150	1 080	1 210	1 080	1 080	1 045	1 170	1 240	1 315	1 345	1 235	1 085	1 455	1 200	1 345	9	16	353	14 600
Bulgaria	375	355	505	200	255	230	215	305	365	315	180	170	150	60	85	-56	-76	41	2 530
Czech Republic	110	90	95	70	110	90	105	85	95	110	90	80	110	90	95	6	1	28	1 140
Denmark	220	205	245	235	280	285	300	300	310	275	260	210	250	230	260	0	10	129	3 195
Germany	18 745	17 435	19 875	14 580	16 180	14 960	16 105	18 280	16 175	15 915	17 520	12 485	12 905	10 755	10 705	-25	-39	416	176 565
Estonia	25	15	20	30	20	20	10	15	10	15	5	5	5	0	5	10	-84	7	135
Ireland	165	225	215	170	295	210	175	215	335	315	290	305	310	290	375	7	62	204	3 285
Greece	6 250	5 520	4 750	2 605	3 900	4 035	3 970	4 890	5 740	6 200	5 220	3 860	4 635	3 945	4 385	-15	-22	1 204	53 380
Spain	2 080	2 270	2 365	1 940	2 725	2 350	2 690	3 190	2 830	2 830	2 965	2 205	3 080	2 830	2 845	9	30	188	32 485
France	7 215	7 105	8 155	7 285	7 285	6 875	7 735	7 585	6 985	8 185	8 630	8 935	8 225	8 355	8 670	-2	12	377	94 745
Croatia	45	45	55	65	70	65	110	110	60	95	120	40	50	60	110	-16	48	52	950
Italy	11 570	11 820	13 510	9 405	11 940	12 805	12 050	10 070	10 390	9 625	8 325	5 040	6 610	5 605	5 605	-22	-52	294	107 470
Cyprus	255	355	505	215	250	285	440	275	635	375	550	360	415	380	530	3	19	1 551	4 690
Latvia	55	45	55	50	20	35	15	20	20	15	15	5	15	20	15	43	-68	26	250
Lithuania	60	10	30	70	40	60	85	35	20	40	35	35	15	15	5	40	-66	13	460
Luxembourg	230	225	225	185	195	145	160	180	190	185	155	250	185	125	130	-24	-34	753	2 090
Hungary	460	355	265	190	235	225	225	265	225	225	225	205	180	55	45	-57	-74	29	2 315
Malta	120	105	160	105	170	140	175	120	125	175	130	95	145	125	125	0	3	856	1 620
Netherlands	1 380	1 270	1 370	1 180	1 280	1 335	1 530	1 430	1 390	1 310	1 295	1 340	1 585	1 220	1 400	7	5	246	16 280
Austria	2 035	1 870	1 940	1 780	1 920	1 840	2 030	2 335	1 855	1 935	1 475	1 445	1 300	1 015	1 110	-30	-41	390	20 035
Poland	345	300	320	270	210	255	395	225	195	160	165	160	225	185	175	21	-39	15	2 625
Portugal	65	70	115	75	80	105	70	60	100	90	105	75	80	80	85	-9	-3	24	1 005
Romania	90	125	410	640	405	280	410	750	685	465	290	145	200	95	60	-61	-44	18	4 425
Slovenia	30	30	130	60	190	150	120	145	150	160	125	150	165	220	125	17	174	247	1 760
Slovakia	25	20	15	0	10	15	5	10	10	20	10	15	25	10	10	5	-22	8	135
Finland	235	355	425	400	425	420	440	430	270	315	310	300	295	225	240	-17	-25	139	4 070
Sweden	1 555	1 315	1 520	1 250	1 420	2 055	2 095	2 670	2 490	2 220	1 930	1 665	1 785	1 355	1 290	-24	1	443	22 220
United Kingdom	2 815	2 470	3 140	2 195	2 810	2 715	2 680	2 700	2 835	3 070	3 115	2 770	2 935	2 695	2 950	-4	2	130	33 465
Iceland	65	70	80	60	80	125	125	150	105	80	65	60	50	40	45	-35	-39	387	980
Liechtenstein	25	25	15	10	10	15	10	10	0
Norway	465	305	395	340	405	340	255	230	165	165	130	150	150	140	145	-2	-62	83	2 620
Switzerland	1 490	1 380	1 485	1 225	1 345	1 535	1 555	1 540	1 300	1 385	1 295	1 075	1 270	1 210	1 140	-4	-17	430	15 880

(*) Relative to population as of 1st of January 2017

Source: Eurostat (online data code: migr_asyappctzm)

Asylum applicants (including first time asylum applicants), Q1 2017 – Q1 2018

	Q1 2017			Q2 2017			Q3 2017			Q4 2017			Q1 2018			Q1 2018	Change in % between Q4 2017 and Q1 2018	Applicants per million population (*) Q1 2018	Last 12 months
	Oct.	Nov.	Dec.	Jan.	Feb.	Mar.	Apr.	May	Jun.	Jul.	Aug.	Sep.	Oct.	Nov.	Dec.				
EU-28	62 340	59 735	66 785	50 380	58 255	57 300	59 960	62 555	60 375	60 825	59 595	47 595	52 330	45 740	47 240	145 310	-14	284	662 160
Belgium	1 455	1 415	1 615	1 420	1 435	1 395	1 530	1 595	1 660	1 775	1 600	1 455	1 890	1 590	1 780	5 260	9	463	19 115
Bulgaria	420	385	530	225	270	250	235	315	375	325	185	180	140	70	85	300	-57	42	2 660
Czech Republic	130	105	120	95	140	120	140	120	110	145	115	105	145	115	130	385	7	37	1 480
Denmark	225	215	250	240	290	305	310	305	315	280	265	210	265	240	270	775	2	135	3 300
Germany	20 935	19 285	22 160	16 275	17 860	16 685	18 195	20 555	18 365	18 145	19 825	14 275	15 065	12 475	12 600	40 140	-23	486	200 325
Estonia	25	20	20	30	20	20	10	15	10	15	5	5	5	0	5	10	-63	8	140
Ireland	165	225	215	170	295	215	180	220	335	315	295	310	310	290	375	980	7	204	3 305
Greece	6 340	5 635	4 875	2 705	4 075	4 195	4 110	5 040	5 900	6 410	5 390	3 970	4 750	4 060	4 535	13 345	-15	1 239	55 140
Spain	2 125	2 325	2 415	1 980	2 780	2 430	2 760	3 260	2 890	2 880	3 035	2 240	3 150	2 905	2 905	8 965	10	193	33 220
France	7 680	7 640	8 865	7 920	8 025	7 540	8 325	8 115	7 525	8 735	9 260	9 700	9 040	9 120	9 035	27 195	-2	406	102 345
Croatia	45	65	60	70	95	70	115	110	70	100	125	50	55	70	120	245	-12	59	1 050
Italy	11 715	12 020	13 700	9 560	12 120	13 010	12 275	10 255	10 585	9 900	8 495	5 220	6 825	5 940	5 995	18 755	-21	310	110 170
Cyprus	260	360	515	230	255	275	455	285	645	395	555	370	440	400	540	1 385	5	1 618	4 850
Latvia	60	45	55	50	20	35	15	20	20	15	15	5	15	20	15	50	43	26	250
Lithuania	15	15	30	70	45	60	85	35	25	45	35	35	20	15	10	50	-58	17	490
Luxembourg	240	245	235	195	210	145	170	195	200	195	160	250	190	135	140	465	-23	789	2 180
Hungary	535	435	320	205	245	235	240	275	235	230	230	205	180	60	50	290	-56	30	2 395
Malta	135	150	175	120	175	160	185	140	145	185	150	110	150	125	135	410	-8	891	1 795
Netherlands	1 550	1 420	1 540	1 320	1 440	1 510	1 735	1 610	1 585	1 500	1 480	1 520	1 775	1 470	1 615	4 860	8	285	18 560
Austria	2 255	2 125	2 195	1 950	2 145	1 995	2 190	2 510	2 015	2 110	1 645	1 580	1 480	1 200	1 305	3 980	-25	454	22 125
Poland	555	570	540	425	435	450	395	430	355	280	340	270	420	275	355	1 045	17	28	4 430
Portugal	225	220	210	165	185	120	80	75	160	125	115	75	80	90	100	270	-15	26	1 365
Romania	95	135	415	655	405	290	425	755	695	485	310	155	220	120	80	415	-56	21	4 590
Slovenia	35	30	130	60	190	155	120	145	155	165	130	155	170	225	130	525	16	254	1 805
Slovakia	25	20	15	0	10	20	5	10	10	25	10	15	30	10	10	50	2	9	150
Finland	260	380	470	440	480	465	520	490	355	380	400	355	390	300	310	1 000	-12	182	4 880
Sweden	1 985	1 755	1 940	1 575	1 775	2 380	2 420	2 945	2 770	2 555	2 265	1 960	2 165	1 685	1 640	5 485	-19	549	26 135
United Kingdom	2 840	2 510	3 180	2 225	2 840	2 760	2 730	2 745	2 875	3 110	3 150	2 810	2 960	2 735	2 980	8 675	-4	132	33 925
Iceland	65	70	85	60	80	130	125	155	105	80	65	60	50	40	45	135	-36	396	1 000
Liechtenstein	25	25	15	10	10	15	10	10	0	10	15	10	20	25	15	60	87	1 534	140
Norway	480	320	410	360	420	355	260	240	185	180	145	160	160	275	255	690	41	131	3 000
Switzerland	1 585	1 500	1 625	1 300	1 445	1 630	1 685	1 680	1 405	1 520	1 435	1 200	1 425	1 335	1 265	4 020	-3	477	17 320

(*) Relative to population as of 1st of January 2017

Source: Eurostat (online data code: migr_asyappctzm)

Thirty main citizenships of first time asylum applicants by destination country in the EU 28, 1st quarter 2018

		NON-EU		# (%)	
		Germany	34 365	26	
		France	25 255	19	
		Italy	17 825	14	
		Greece	12 965	10	
		Spain	8 755	7	
		Other	32 200	25	
		IRAQ - (IQ)		# (%)	
		Germany	3 295	36	
		Greece	2 735	30	
		United Kingdom	865	9	
		France	565	6	
		Italy	290	3	
		Other	1 465	16	
		PAKISTAN - (PK)		# (%)	
		Italy	1 780	31	
		Greece	1 580	27	
		United Kingdom	710	12	
		Germany	655	11	
		France	405	7	
		Other	660	11	
		ALBANIA - (AL)		# (%)	
		France	1 795	44	
		Greece	720	17	
		United Kingdom	470	11	
		Germany	440	11	
		Italy	215	5	
		Other	480	12	
		BANGLADESH - (BD)		# (%)	
		Italy	1 900	51	
		France	880	24	
		United Kingdom	350	9	
		Greece	330	9	
		Cyprus	105	3	
		Other	175	5	
		RUSSIA - (RU)		# (%)	
		Germany	935	34	
		France	610	22	
		Poland	405	15	
		Austria	185	7	
		Finland	115	4	
		Other	520	19	
		IVORY COAST - (CI)		# (%)	
		France	1 200	53	
		Italy	725	32	
		Germany	160	7	
		Spain	80	4	
		Belgium	45	2	
		Other	50	2	
		MALI - (ML)		# (%)	
		Italy	975	55	
		France	570	32	
		Spain	90	5	
		Germany	85	5	
		Netherlands	15	1	
		Other	25	1	
		SENEGAL - (SN)		# (%)	
		Italy	1 085	65	
		France	400	24	
		Germany	65	4	
		Spain	40	2	
		Belgium	40	2	
		Other	50	3	
		ARMENIA - (AM)		# (%)	
		France	690	50	
		Germany	490	36	
		Italy	30	2	
		Belgium	25	2	
		Spain	25	2	
		Other	110	8	
		CAMEROON - (CM)		# (%)	
		France	245	20	
		Germany	225	18	
		Italy	210	17	
		Greece	165	13	
		Belgium	105	8	
		Other	295	24	
		AFGHANISTAN - (AF)		# (%)	
		France	2 235	29	
		Germany	2 035	27	
		Greece	1 280	17	
		Austria	600	8	
		United Kingdom	525	7	
		Other	975	13	
		GEORGIA - (GE)		# (%)	
		Germany	1 750	35	
		France	1 355	27	
		Sweden	325	7	
		Belgium	245	5	
		Greece	245	5	
		Other	1 050	21	
		VENEZUELA - (VE)		# (%)	
		Spain	3 455	84	
		Italy	250	6	
		France	135	3	
		Germany	85	2	
		Belgium	70	2	
		Other	120	3	
		TURKEY - (TR)		# (%)	
		Germany	1 925	53	
		France	490	13	
		Greece	390	11	
		Netherlands	175	5	
		Belgium	130	4	
		Other	540	15	
		SOMALIA - (SO)		# (%)	
		Germany	1 250	48	
		France	350	14	
		Italy	250	10	
		Sweden	115	4	
		United Kingdom	115	4	
		Other	500	19	
		UKRAINE - (UA)		# (%)	
		Italy	780	38	
		Spain	415	20	
		Germany	220	11	
		France	155	7	
		Sweden	130	6	
		Other	375	18	
		CD - (CD)		# (%)	
		France	980	56	
		Greece	275	16	
		Belgium	150	9	
		United Kingdom	70	4	
		Germany	70	4	
		Other	190	11	
		SUDAN - (SD)		# (%)	
		France	785	44	
		United Kingdom	385	22	
		Germany	220	12	
		Italy	65	4	
		Belgium	50	3	
		Other	260	15	
		PALESTINE - (PS)		# (%)	
		Spain	445	34	
		Belgium	375	29	
		Greece	180	14	
		France	80	6	
		United Kingdom	80	6	
		Other	155	12	
		LIBYA - (LY)		# (%)	
		Germany	325	28	
		United Kingdom	300	25	
		France	135	11	
		Netherlands	135	11	
		Italy	85	7	
		Other	200	17	

Citizenships selected here are those with the highest number of asylum applicants registered during Q4 2017 in the EU-28

Absolute number of asylum applications

% Percentage shares are calculated on rounded figures and may not add up to totals

CD - Congo, the Democratic Republic of the

Source: Eurostat (online data code: migr_asyappctzm)

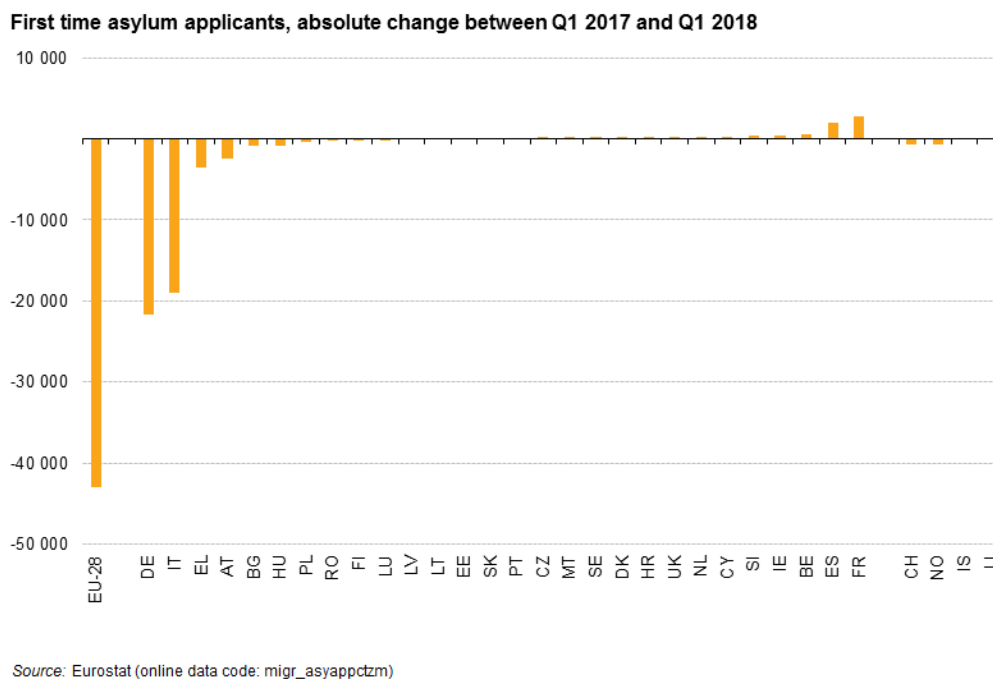
Table 5 :Thirty main citizenships of first time asylum applicants by destination country in the EU 28, 1st quarter 2018 - Source: Eurostat (migrasyappctzm)

Where do asylum applicants go to?

The highest number of first time asylum applicants in the first quarter of 2018 was registered in Germany (with 34 400 first time applicants, or 26 % of all applicants in the EU Member States), followed by France (25 300, or 19%), Italy (17 800, or 14%), Greece (13 000, or 10%) and Spain (8 800, or 7%). These 5 Member States together account for 75 % of all first time applicants in the EU-28 (Table 2).

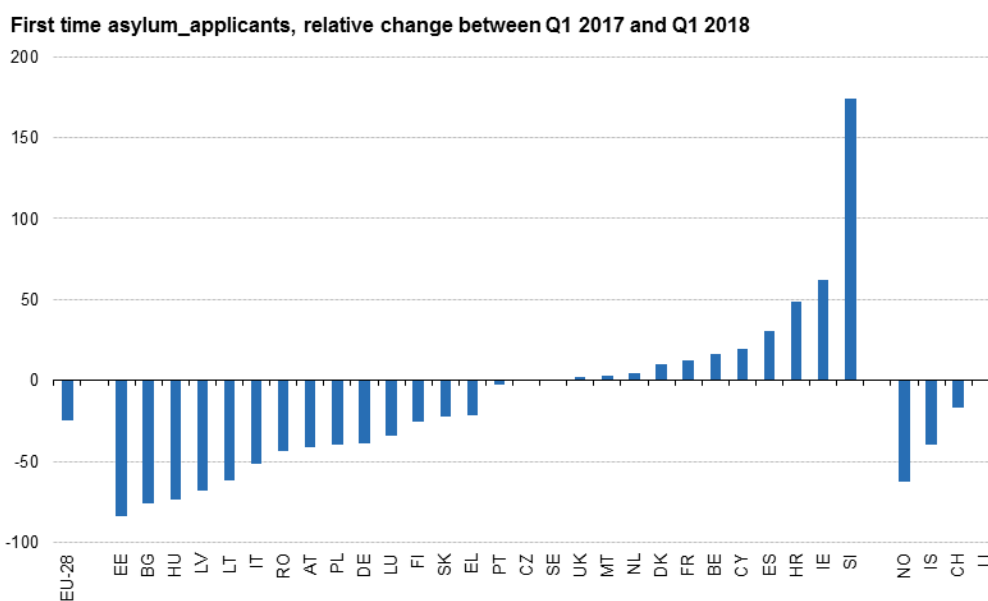
Trends in number of asylum applicants vary from country to country in the first quarter of 2018. Germany (with -21 700 less applicants) was the country with the largest absolute decrease in the number of first time applicants, followed by Italy (-19 100 less applicants). In contrast, in France the number of asylum seekers has increased by 2 800 more and in Spain by 2 000 more in the first quarter of 2018 compared with the same quarter of 2017 (Figures 4 and 5).

In relative terms, Estonia, Bulgaria and Hungary have recorded the largest relative decreases of first time asylum seekers (more than -70 % less each) while among the countries with more than 10 000 applicants in first quarter of 2018, Italy and Germany have also recorded large relative decreases (-52 % and -39 % less, respectively) in the first quarter of 2018 compared with the same quarter of 2017. In contrast, Slovenia has recorded the largest relative increase of first time asylum seekers (174% more) in the first quarter of 2018 compared with the same quarter of 2017.



eurostat

Figure 4: First time asylum applicants, absolute change between Q1 2017 and Q1 2018 - Source: Eurostat (migrasyappctzm), see country codes



Source: Eurostat (online data code: migr_asyappctzm)



Figure 5: First time asylum applicants, relative change between Q1 2017 and Q1 2018 - Source: Eurostat (migrasyappctzm), see country codes

Compared with the population of each Member State, the highest rate of registered first time applicants during the first quarter of 2018 was recorded in Cyprus (1 550 first time applicants per million inhabitants) and Greece (1 204), followed by Malta (858) and Luxembourg (753). In contrast, the lowest rates were observed in Estonia (8 applicants per million inhabitants), Slovakia (8), Lithuania (14) and Poland (15). In the first quarter 2018, there were in total 257 first time asylum applicants per million inhabitants in the EU as a whole. (Table 2).

Decisions on asylum applications

During the first quarter of 2018, 166 800 first instance decisions² were made by the national authorities of EU Member States. Among them, 37 % were positive (i.e. granting a type of protection status) (Table 6).

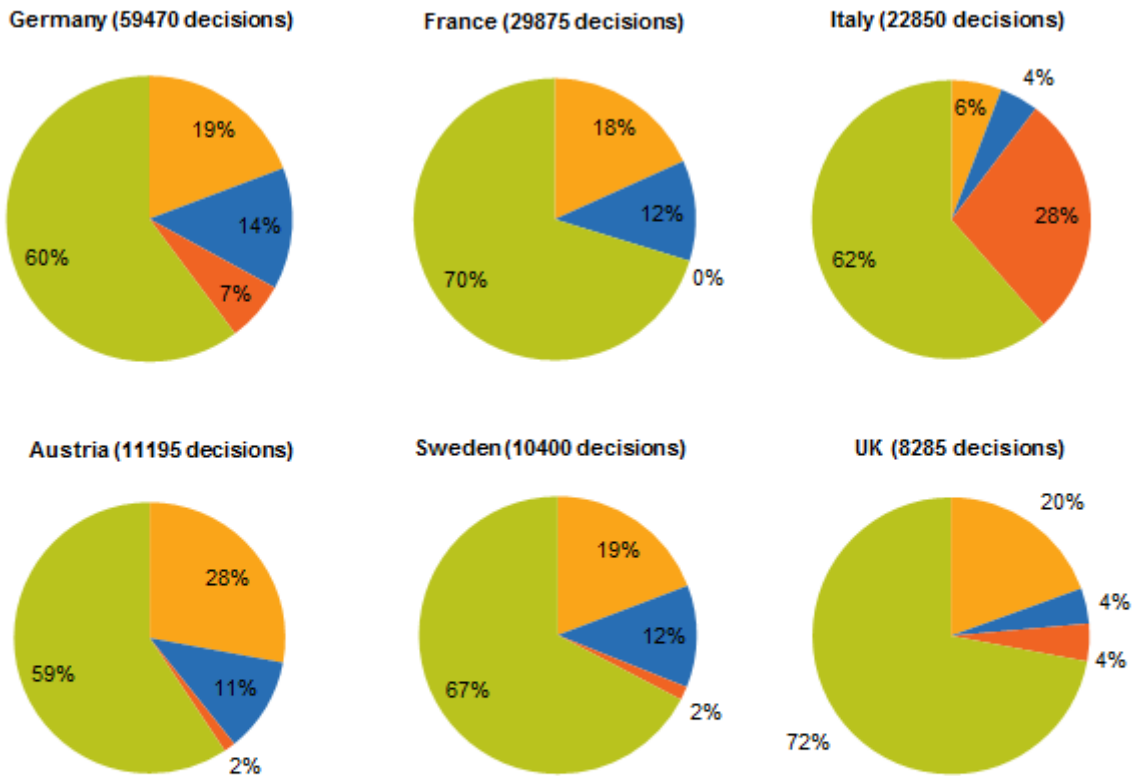
Germany issued by far the most total first instance decisions³ during the first quarter of 2018 (59 500 decisions), followed by France (29 900), Italy (22 900), Austria (11 200), Sweden (10 400) and the United Kingdom (8 300) (Figure 6, Table 6).

Most first instance decisions in the EU-28 were issued to Afghans (21 000), followed by Syrians (18 100) and Iraqis (12 100) (Table 7).

²Data on first instance decisions relate to decisions on applications granted to all asylum applicants i.e. First time asylum applicants and Repeat asylum applicants.

³Total decisions equal to positive decisions plus negative decisions.

First instance decisions by outcome, selected Member States, 1st quarter 2018



Member States selected here are those reporting the highest number of first instance decisions issued during Q1 2018

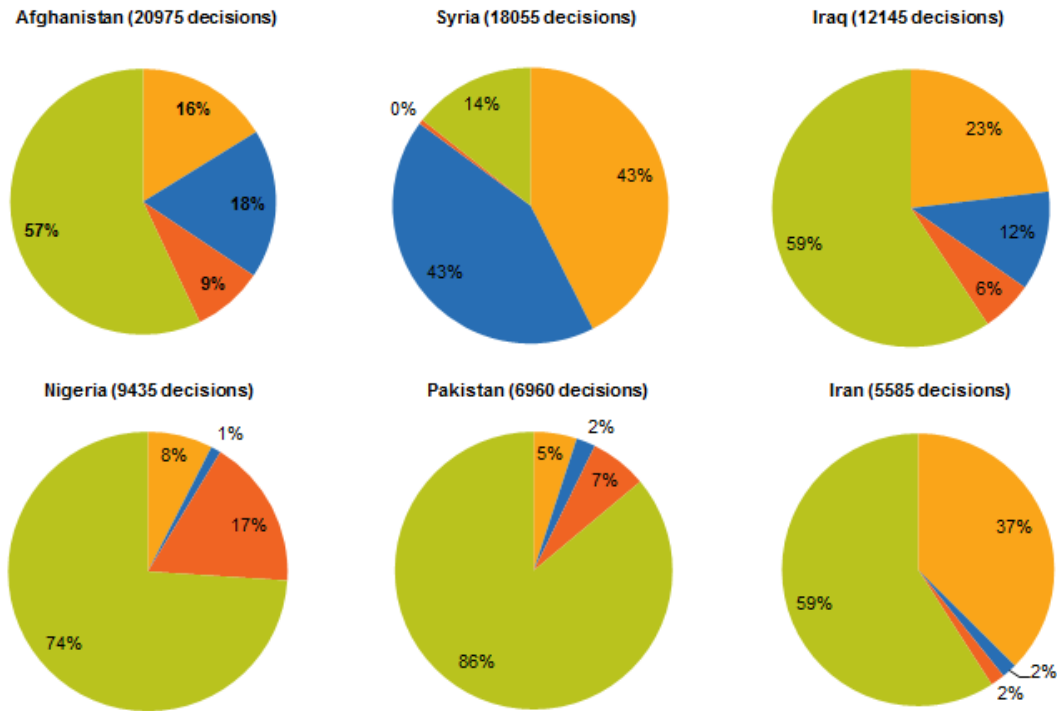
Humanitarian reasons not applicable for France

Source: Eurostat (online data code: migr_asycdfstq)

eurostat 

Figure 6 : First instance decisions by outcome, selected Member States, 1st quarter 2018 - Source: Eurostat (migrasydcfstq)

First instance decisions in the EU-28 by outcome, selected citizenships, 1st quarter 2018



Citizenships selected here are those for which the highest number of first instance decisions was issued during Q1 2018

Source: Eurostat (online data code: migr_asydcfstq)



Figure 7 : First instance decisions in the EU-28 by outcome, selected citizenships, 1st quarter 2018 - Source: Eurostat (migrasydcfstq)

Syrians received the highest number of decisions granting protection status in the EU Member States, including protection based on national legislations (15 500 positive first instance decisions, or 86% rate of recognition⁴), followed by Afghans (9 000, or 43 %).

In contrast, of the 1 900 first instance decisions issued to citizens of Serbia only 75 were positive (or 4% rate of recognition), while of the 4 000 issued to Georgians only 150 were positive (Figure 7, Table 7).

⁴Rate of recognition is the share of (first instance) positive decisions in the total number of decisions at first instance. In this report, the exact number of decisions has been used instead of the presented rounded numbers. Rates of recognition for humanitarian status are not shown, but are part of the 'Total recognition rate'.

First instance decisions by outcome and recognition rates, 1st quarter 2018

	Total decisions	Of which					Rate of recognition, %	
		Positive	of which			Rejected	Total	of which Refugee and subsidiary protection status
			Refugee status	Subsidiary protection	Humanitarian reasons			
EU-28	166 810	61 435	31 650	18 375	11 410	105 370	37	30
Belgium	5 385	2 560	2 035	525	-	2 825	48	48
Bulgaria	410	195	70	125	-	215	47	47
Czech Republic	375	45	10	35	0	330	12	12
Denmark	615	305	185	120	0	305	50	50
Germany	59 470	23 660	11 435	8 180	4 045	35 810	40	33
Estonia	25	10	5	0	0	15	35	35
Ireland	375	370	265	45	60	1	99	82
Greece	6 860	2 915	2 480	435	0	3 945	42	42
Spain	3 370	395	120	275	0	2 975	12	12
France	29 875	8 895	5 445	3 450	-	20 980	30	30
Croatia	100	15	15	0	0	80	17	17
Italy	22 850	8 800	1 340	1 020	6 440	14 050	39	10
Cyprus	510	205	40	165	0	305	40	40
Latvia	20	5	5	0	-	15	19	19
Lithuania	100	60	60	5	0	40	61	61
Luxembourg	335	260	230	30	-	80	77	77
Hungary	510	245	25	210	10	265	48	46
Malta	300	175	30	140	5	125	59	56
Netherlands	2 715	965	475	405	90	1 745	36	32
Austria	11 195	4 550	3 130	1 270	155	6 645	41	39
Poland	845	130	45	80	5	715	15	15
Portugal	250	125	25	100	-	130	49	49
Romania	335	150	90	60	0	185	45	45
Slovenia	75	25	25	0	-	50	34	34
Slovakia	10	5	0	5	5	5	64	36
Finland	1 205	650	465	120	60	555	54	49
Sweden	10 400	3 400	1 995	1 240	165	7 000	33	31
United Kingdom	8 285	2 315	1 610	340	365	5 965	28	24
Iceland	100	25	20	5	0	75	25	25
Liechtenstein	5	5	0	5	0	-	100	100
Norway	445	315	280	10	25	130	71	65
Switzerland	4 085	3 620	1 515	285	1 820	465	89	44

: data are not available

- Not applicable

Rate of recognition is the share of (first instance) positive decisions in the total number of decisions at first instance. In this calculation, the exact number of decisions has been used instead of the rounded numbers presented in this table. Rates of recognition for humanitarian status are not shown in this table, but are part of the total recognition rate.

Source: Eurostat (online data code: migr_asycdfstq)

Table 6 : First instance decisions by outcome and recognition rates, 1st quarter 2018 - Source: Eurostat (migrasydcfstq)

First instance decisions by outcome and recognition rates, 30 main citizenships of asylum applicants granted decisions in the EU-28, 1st quarter 2018

	Total decisions	Of which					Rate of recognition, %	
		Positive	of which			Rejected	Total	of which Refugee and subsidiary protection status
			Refugee status	Subsidiary protection	Humanitarian reasons			
Non-EU	166 810	61 435	31 650	18 375	11 410	105 370	37	30
Afghanistan - (AF)	20 975	9 015	3 400	3 810	1 805	11 960	43	34
Syria - (SY)	18 055	15 465	7 680	7 685	95	2 590	86	85
Iraq - (IQ)	12 145	4 940	2 805	1 405	730	7 205	41	35
Nigeria - (NG)	9 435	2 455	710	110	1 635	6 980	26	9
Pakistan - (PK)	6 960	975	350	155	465	5 985	14	7
Iran - (IR)	5 585	2 285	2 090	100	95	3 300	41	39
Bangladesh - (BD)	5 035	1 060	160	50	850	3 975	21	4
Albania - (AL)	4 855	415	60	285	70	4 435	9	7
Russia - (RU)	4 720	1 015	75	145	115	3 705	22	19
Somalia - (SO)	4 505	2 640	1 290	1 050	305	1 865	59	52
Eritrea - (ER)	4 210	3 700	2 575	1 040	85	515	88	86
Georgia - (GE)	4 035	150	55	35	65	3 885	4	2
Guinea - (GN)	3 930	1 140	525	95	520	2 790	29	16
Turkey - (TR)	3 780	1 730	1 605	30	95	2 055	46	43
Gambia - (GM)	3 570	970	125	15	830	2 600	27	4
Ivory Coast - (CI)	3 045	665	285	30	350	2 380	22	10
Ukraine - (UA)	2 560	515	50	175	290	2 050	20	9
Sudan - (SD)	2 350	1 265	1 010	215	40	1 085	54	52
Armenia - (AM)	2 315	210	75	70	65	2 105	9	6
Senegal - (SN)	2 155	525	75	15	435	1 630	24	4
CD - (CD)	2 080	610	525	55	25	1 475	29	28
Mali - (ML)	2 070	630	115	125	390	1 440	30	12
Serbia - (RS)	1 905	75	55	5	15	1 830	4	3
Algeria - (DZ)	1 900	110	55	40	20	1 790	6	5
Kosovo - (XK)	1 595	180	70	75	35	1 415	11	9
Morocco - (MA)	1 485	235	90	15	130	1 250	16	7
Ghana - (GH)	1 460	365	30	5	330	1 095	25	3
Sri Lanka - (LK)	1 455	360	290	35	30	1 100	25	22
Stateless - (STLS)	1 410	850	645	150	55	560	60	56
Ethiopia - (ET)	1 375	480	315	35	125	895	35	26
Other non-EU	25 850	6 410	3 780	1 310	1 325	19 440	25	20

Citizenships selected here are those for which the highest number of first instance decisions was issued during Q1 2018. Rate of recognition is the share of (first instance) positive decisions in the total number of decisions at first instance. In this calculation, the exact number of decisions has been used instead of the rounded numbers presented in this table. Rates of recognition for humanitarian status are not shown in this table, but are part of the total recognition rate.

CD – Congo, the Democratic Republic of the; Kosovo – see methodological notes

Source: Eurostat (online data code: migr_asydcfstq)

Table 7 : First instance decisions by outcome and recognition rates, 30 main citizenships of asylum applicants granted decisions in the EU-28, 1st quarter 2018 - Source: Eurostat (migrasydcfstq)

First instance decisions by citizenship and outcome, selected Member States, 1st quarter 2018

First instance decisions							
Refugee status	Subsidiary protection	Humanitarian reasons	Rejections				
GERMANY (59 470 decisions)							
Syria	3 520	Syria	5 260	Afghanistan	1 630	Afghanistan	3 920
Iraq	1 130	Eritrea	850	Iraq	535	Iraq	3 095
Turkey	1 105	Somalia	455	Nigeria	440	Georgia	2 160
Other	5 685	Other	1 610	Other	1 440	Other	26 630
ITALY (22 850 decisions)							
Nigeria	215	Iraq	180	Nigeria	1 100	Nigeria	3 400
Syria	145	Afghanistan	180	Bangladesh	835	Bangladesh	1 975
Somalia	140	Somalia	175	Gambia	765	Pakistan	1 610
Other	840	Other	490	Other	3 740	Other	7 060
SWEDEN (10 400 decisions)							
Afghanistan	590	Syria	645	Afghanistan	60	Afghanistan	2 645
Eritrea	275	Afghanistan	425	Palestine	40	Iraq	1 045
Iraq	255	Iraq	70	Iraq	15	Iran	385
Other	875	Other	100	Other	50	Other	2 925
OTHER (60 540 decisions)							
Syria	2 075	Syria	990	Turkey	40	Afghanistan	5 215
Afghanistan	790	Afghanistan	735	Afghanistan	35	Iraq	4 470
Iraq	760	Iraq	465	Iraq	20	Pakistan	2 995
Other	3 070	Other	680	Other	145	Other	38 045

Member States selected here are those reporting the highest number of first instance decisions issued during Q1 2018

Humanitarian reasons are not applicable for FR

CD – Congo, the Democratic Republic of the

Source: Eurostat (online data code: migr_asycdfstq)

eurostat 

Table 8 : First instance decisions by citizenship and outcome, selected Member States, 1st quarter 2018 - Source: Eurostat (migrasydcfstq)

First instance decisions by destination country and outcome in the EU-28, selected citizenships of asylum applicants, 1st quarter 2018

First instance decisions							
Refugee status	Subsidiary protection	Humanitarian reasons	Rejections				
AFGHANISTAN - AF (20 975 decisions)							
Germany	960	France	1 520	Germany	1 630	Germany	3 920
Austria	715	Austria	615	Sweden	60	Austria	3 370
Sweden	590	Sweden	425	Austria	40	Sweden	2 645
Other	1 135	Other	1 245	Other	80	Other	2 025
IRAQ - IQ (12 145 decisions)							
Germany	1 130	Germany	415	Germany	535	Germany	3 095
Greece	420	Greece	185	Italy	80	Sweden	1 045
France	315	Italy	180	UK	50	Austria	830
Other	940	Other	620	Other	65	Other	2 235
PAKISTAN - PK (6 960 decisions)							
Italy	85	Italy	130	Italy	415	Italy	1 610
UK	80	France	10	Germany	30	Greece	1 460
Greece	50	Austria	5	Ireland	10	Germany	1 345
Other	130	Other	25	Other	10	Other	1 570
OTHER (93 660 decisions)							
Germany	4 560	Germany	2 055	Italy	4 820	Germany	21 895
France	4 470	France	1 205	Germany	1 295	France	19 025
Belgium	1 270	Italy	490	UK	180	Italy	8 945
Other	4 315	Other	1 355	Other	290	Other	17 495

Citizenships selected here are those for which the highest number of first instance decisions was issued during Q1 2018

Source: Eurostat (online data code: migr_asycdfstq)

eurostat 

Table 9 : First instance decisions by destination country and outcome in the EU-28, selected citizenships of asylum applicants, 1st quarter 2018 - Source: Eurostat (migrasydcfstq)

Data sources

The data used for this publication are provided to Eurostat by the interior and justice ministries or immigration agencies of the Member States and EFTA countries. Data on asylum applications are collected monthly while data on first instance decisions are collected quarterly. Data are based entirely on relevant administrative sources.

Apart from statistics on first asylum applicants, these data are supplied in accordance with the provisions of Article 4 of the [Regulation \(EC\) No 862/2007](#) of 11 July 2007 on Community statistics on migration and international protection. All data presented in this publication are rounded to the nearest 5, and are provisional (except as otherwise stated) and may be subject to change.

- Country abbreviations: Belgium (BE), Bulgaria (BG), Czech Republic (CZ), Denmark (DK), Germany (DE), Estonia (EE), Ireland (IE), Greece (EL), Spain (ES), France (FR), Croatia (HR), Italy (IT), Cyprus (CY), Latvia (LV), Lithuania (LT), Luxembourg (LU), Hungary (HU), Malta (MT), the Netherlands (NL), Austria (AT), Poland (PL), Portugal (PT), Romania (RO), Slovenia (SI), Slovakia (SK), Finland (FI), Sweden (SE), the United Kingdom (UK), Iceland (IS), Lichtenstein (LI), Norway (NO) and Switzerland (CH).

Context

The [Directorate-General Migration and Home Affairs \(DG HOME\)](#) is responsible for developing EU policies on asylum.

The 1951 Geneva Convention relating to the status of refugees (as amended by the 1967 New York Protocol) has, for over 60 years, defined who is a refugee, and laid down a common approach towards refugees that has been one of the cornerstones for the development of a common asylum system within the EU.

Since 1999, the EU has worked towards creating a common European asylum regime in accordance with the Geneva Convention and other applicable international instruments. A number of directives in this area have been developed. The four main legal instruments on asylum — all recently recast — are:

- the [Qualification Directive 2011/95/EU](#) on standards for the qualification of non-EU nationals and stateless persons as beneficiaries of international protection, for a uniform status for refugees or for persons eligible for subsidiary protection;
- the [Asylum Procedures Directive 2013/32/EU](#) on common procedures for granting and withdrawing international protection;
- the [Reception Conditions Directive 2013/33/EU](#) laying down standards for the reception of applicants for international protection;
- the [Dublin Regulation \(EU\) No 604/2013](#) establishing the criteria and mechanisms for determining the Member State responsible for examining an application for international protection lodged in one of the Member States by a third-country national or stateless person.

The Hague programme was adopted by heads of state and government on 5 November 2004. It puts forward the idea of a common European asylum system (CEAS), in particular, it raises the challenge to establish common procedures and uniform status for those granted asylum or subsidiary protection. The European Commission's [policy plan on asylum](#) (COM(2008) 360 final) was presented in June 2008 which included three pillars to underpin the development of the CEAS:

- bringing more harmonisation to standards of protection by further aligning the EU Member States' asylum legislation;
- effective and well-supported practical cooperation;
- increased solidarity and sense of responsibility among EU Member States, and between the EU and non-member countries.

With this in mind, in 2009 the European Commission made a proposal to establish a European Asylum Support Office (EASO). The EASO supports EU Member States in their efforts to implement a more consistent and fair asylum policy. It also provides technical and operational support to EU Member States facing particular pressures (in other words, those EU Member States receiving large numbers of asylum applicants). The EASO became fully operational in June 2011 and has worked to increase its capacity, activity and influence, working with the European Commission and the [United Nations High Commissioner for Refugees \(UNHCR\)](#).

In May 2010, the European Commission presented an [action plan for unaccompanied minors](#) (COM(2010) 213 final), who are regarded as the most exposed and vulnerable victims of migration. This plan aims to set-up a coordinated approach and commits all EU Member States to grant high standards of reception, protection and integration for unaccompanied minors. As a complement to this action plan, the European Migration Network

has produced a comprehensive [EU study on reception policies, as well as return and integration arrangements for unaccompanied minors](#) .

In December 2011, the European Commission adopted a Communication on ' [Enhanced intra-EU solidarity in the field of asylum](#) ' (COM(2011) 835 final). This provided proposals to reinforce practical, technical and financial cooperation, moving towards a better allocation of responsibilities and improved governance of the asylum system in the EU, namely through:

- introducing an evaluation and early warning mechanism to detect and address emerging problems;
- making the supporting role of the EASO more effective;
- increasing the amount of funds available and making these more flexible, taking into account significant fluctuations in the number of asylum seekers;
- developing and encouraging the relocation of beneficiaries of international protection between different EU Member States.

Other articles

- [Asylum statistics](#)
- [Dublin statistics on countries responsible for asylum application](#)
- [Statistics on enforcement of immigration legislation](#)
- [Residence permits statistics](#)

Publications

- [All publications on asylum and managed migration](#)
- [All publications on migrant integration](#)

Main tables

- [Asylum and managed migration](#) , see:

[Asylum and new asylum applicants - monthly data \(tps00189\)](#)

[Persons subject of asylum applications pending at the end of the month - monthly data \(tps00190\)](#)

[Asylum and new asylum applicants - annual aggregated data \(tps00191\)](#)

[First instance decisions on applications by type of decision - annual aggregated data \(tps00192\)](#)

[Final decisions on applications - annual data \(tps00193\)](#)

[Asylum applicants considered to be unaccompanied minors - annual data \(tps00194\)](#)

[Resettled persons - annual data \(tps00195\)](#)

Database

- [Asylum and managed migration](#) , see:

[Applications \(migrasyapp\)](#)

[Asylum applicants by citizenship till 2007 Annual data \(rounded\) \(migrasyctz\)](#)

[First time asylum applicants by citizenship till December 2007 Monthly data \(rounded\) \(migrasyctzm\)](#)

[Asylum and first time asylum applicants by citizenship, age and sex Annual aggregated data \(rounded\) \(migrasyappctza\)](#)

[Asylum and first time asylum applicants by citizenship, age and sex Monthly data \(rounded\) \(migrasyappctzm\)](#)

[Persons subject of asylum applications pending at the end of the month by citizenship, age and sex - Monthly data \(rounded\) \(migrasypenctzm\)](#)

- [Asylum applications withdrawn by citizenship, age and sex Annual aggregated data \(rounded\) \(migrasywitha\)](#)
- [Asylum applications withdrawn by citizenship, age and sex - Monthly data \(rounded\) \(migrasywithm\)](#)
- [Asylum applicants considered to be unaccompanied minors by citizenship, age and sex Annual data \(rounded\) \(migrasyunaa\)](#)
- Decisions on applications and resettlement (migrasydec)
 - [Decisions on asylum applications by citizenship till 2007 Annual data \(rounded\) \(migrasydctzy\)](#)
 - [Decisions on asylum applications by citizenship till December 2007 Monthly data \(rounded\) \(migrasydctzm\)](#)
 - [First instance decisions on applications by citizenship, age and sex Annual aggregated data \(rounded\) \(migrasydcfsta\)](#)
 - [First instance decisions on applications by citizenship, age and sex Quarterly data \(rounded\) \(migrasydcftq\)](#)
 - [Decisions withdrawing status granted at first instance decision by type of status withdrawn and by citizenship Annual aggregated data \(rounded\) \(migrasywifsta\)](#)
 - [Decisions withdrawing status granted at first instance decision by type of status withdrawn and by citizenship Quarterly data \(rounded\) \(migrasywifstq\)](#)
 - [Final decisions on applications by citizenship, age and sex Annual data \(rounded\) \(migrasydcfina\)](#)
 - [Decisions withdrawing status granted as final decision by type of status withdrawn Annual data \(rounded\) \(asywitfina\)](#)
 - [Resettled persons by age, sex and citizenship Annual data \(rounded\) \(migrasyresa\)](#)

Dedicated section

- [Asylum and managed migration](#)

Data visualisations

- [Asylum statistics](#)

Methodology

- [Applications \(migrasyapp\)](#) (ESMS metadata file — migrasyappesms)
- [Decisions on applications and resettlement \(migrasydec\)](#) (ESMS metadata file — migrasydecesms)

External links

- [European Commission - DG Migration and Home Affairs - Asylum](#)
- [European Asylum Support Office - EASO](#)
- [European Migration Network - EMN](#)
- [UNHCR - Statistics](#)