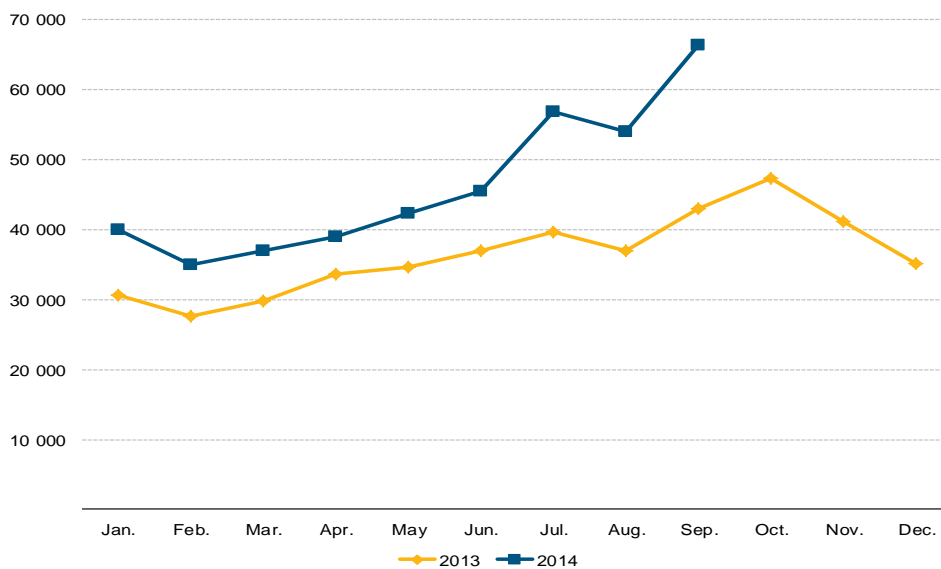


Asylum applicants and first instance decisions on asylum applications: third quarter 2014

Number of asylum applicants during 2014 in the EU-28 on the rise

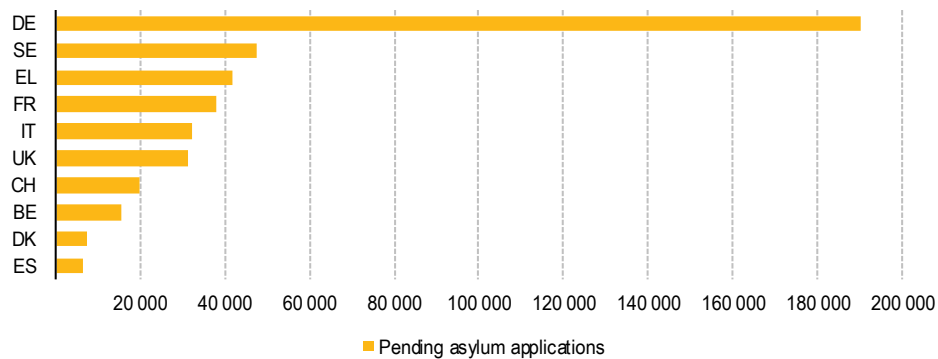
Figure 1: Asylum applicants, EU-28, January 2013 – September 2014



Source: Eurostat (online data code: [migr_asyappctzm](#))

190 000 applications pending in Germany at the end of September 2014

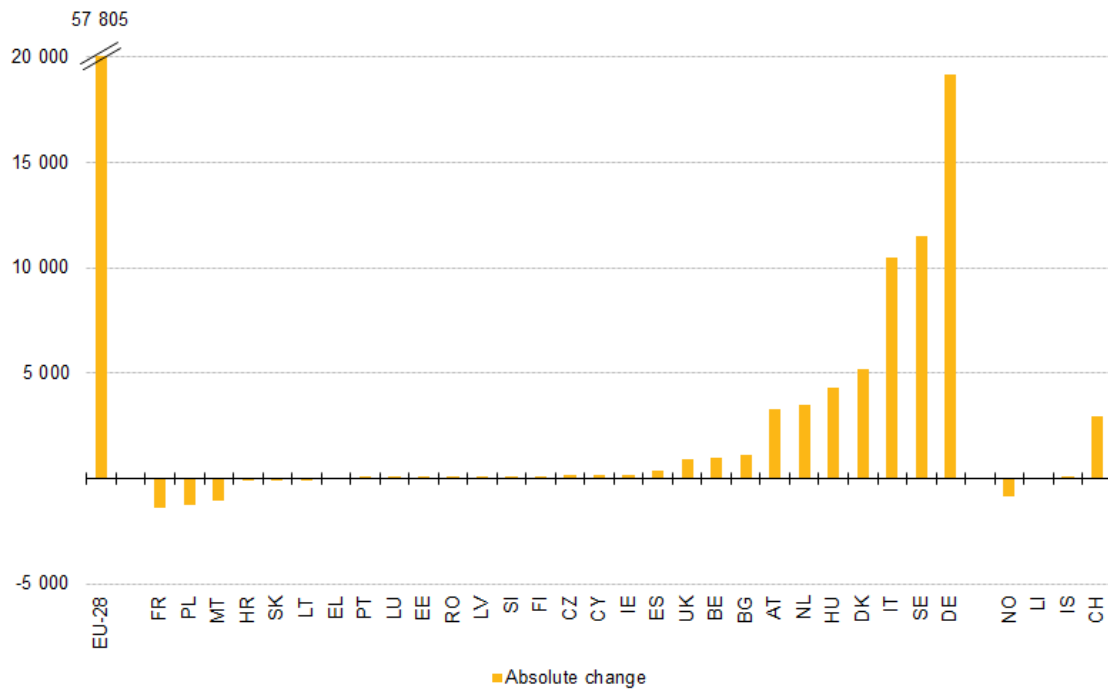
Figure 2: Pending asylum applications on 31st of September 2014 ⁽¹⁾



⁽¹⁾ Countries selected here are those with the highest number of pending applications; data for NL and AT are not available
 Source: Eurostat (online data code: [migr_asyapnctzm](#))

57 800 more asylum applicants sought protection in the EU-28 in Q3 2014 compared to same quarter of previous year; Germany, Sweden and Italy accounted for most of the increase

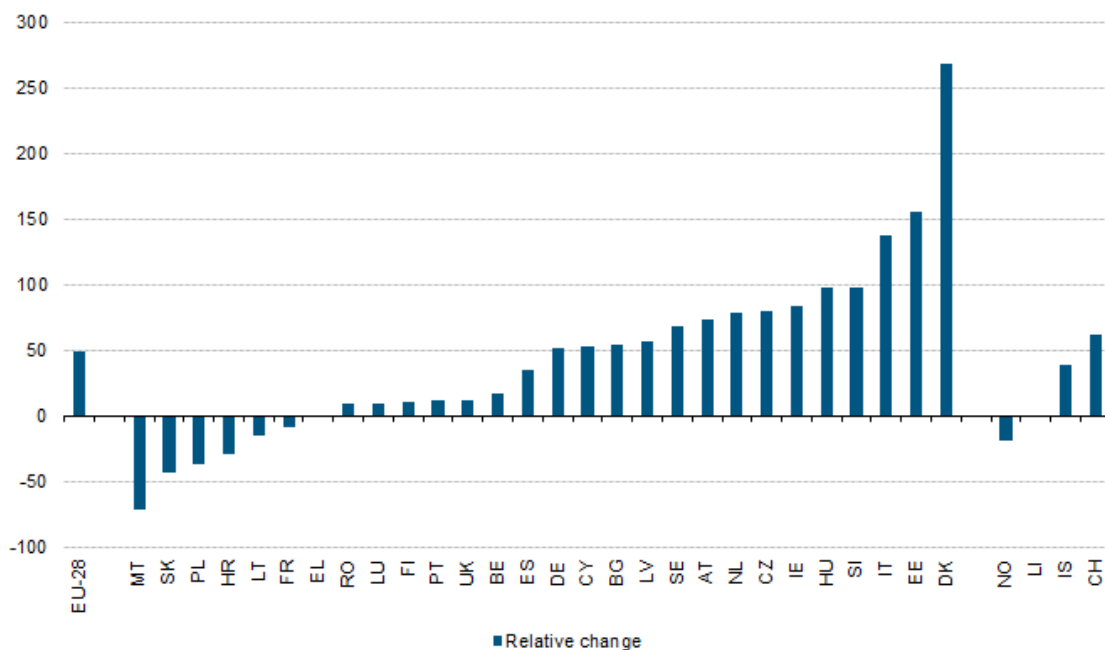
Figure 3: Asylum applicants, absolute change between Q3 2013 and Q3 2014



Source: Eurostat (online data code: [migr_asyappctzm](#))

50 per cent more asylum applicants in the EU-28 in Q3 2014 compared to Q3 2013; Denmark with the highest relative increase of almost 4 times

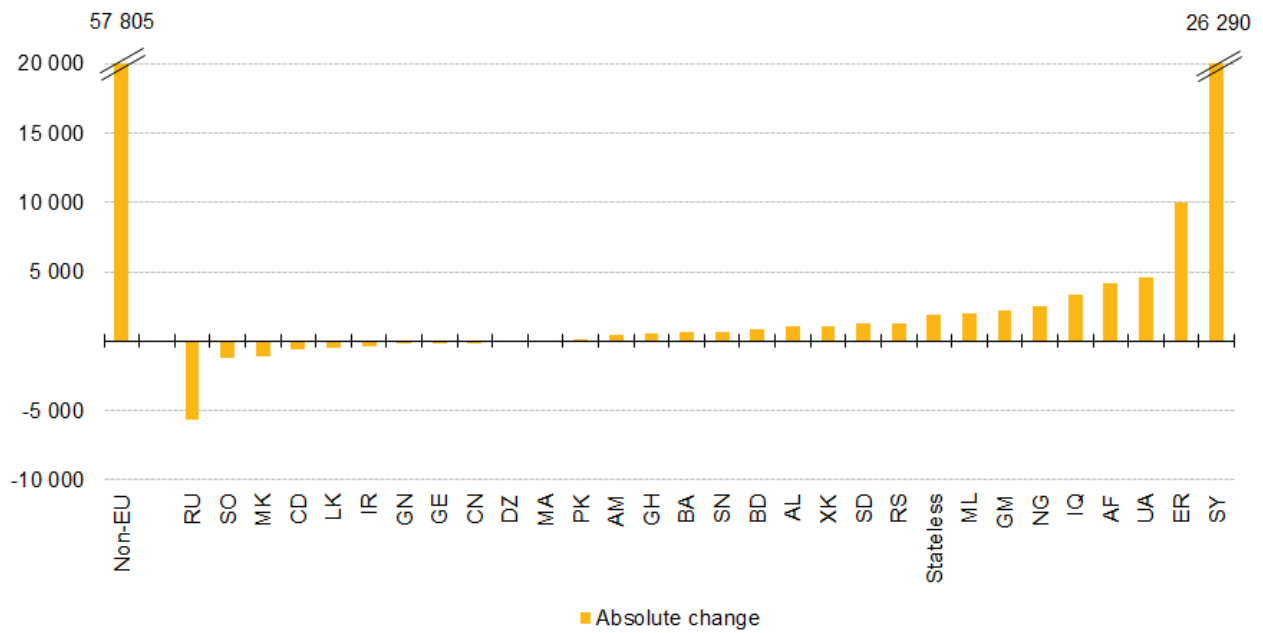
Figure 4: Asylum applicants, relative change between Q3 2013 and Q3 2014, %



Source: Eurostat (online data code: [migr_asyappctzm](#))

Syrians, with 26 000 more, accounted for almost half of the overall increase of asylum applicants in the EU-28 in Q3 2014

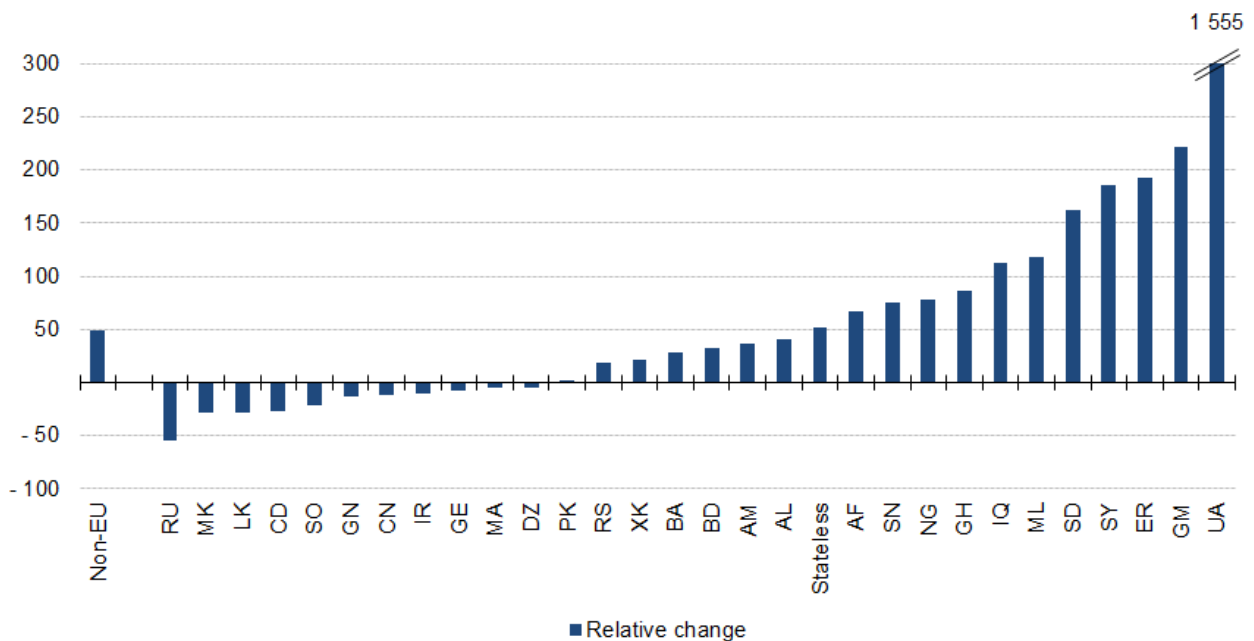
Figure 5: Asylum applicants by citizenship, EU-28, absolute change between Q3 2013 and Q3 2014



Source: Eurostat (online data code: [migr_asyappctzm](#))

Number of Ukrainians seeking asylum increased almost 17 times in the EU-28 in Q3 2014 compared to Q3 2013

Figure 6: Asylum applicants by citizenship, EU-28, relative change between Q3 2013 and Q3 2014, %



Source: Eurostat (online data code: [migr_asyappctzm](#))

Nearly 180 000 asylum applicants sought protection in the EU-28 in Q3 2014; Sweden with the highest number of asylum applicants relative to population

Table 1: Asylum applicants (including first time asylum applicants), Q3 2013 – Q3 2014

	Q3 2013			Q4 2013			Q1 2014			Q2 2014			Q3 2014			Change in % between Q2 2014 and Q3 2014	Change in % between Q3 2013 and Q3 2014	Applicants per million population ⁽¹⁾ Q3 2014	Last 12 months
	Jul.	Aug.	Sep.	Oct.	Nov.	Dec.	Jan.	Feb.	Mar.	Apr.	May	Jun.	Jul.	Aug.	Sep.				
EU-28	39 490	36 805	42 860	47 195	41 045	35 085	39 990	34 950	36 965	39 005	42 315	45 480	56 790	53 880	66 285	40	49	350	538 990
Belgium	1 860	1 725	1 955	1 760	1 445	1 375	1 885	1 605	1 575	1 630	1 335	1 805	2 005	2 085	2 410	36	17	580	20 925
Bulgaria	440	695	960	1 255	1 260	650	820	775	435	320	545	645	910	1 105	1 220	114	54	445	9 945
Czech Republic	60	90	45	60	45	60	60	50	90	85	100	70	105	100	140	34	79	35	970
Denmark	610	670	645	710	635	520	570	440	505	610	720	1 005	1 710	2 295	3 085	203	268	1 260	12 810
Germany	11 365	11 545	14 030	15 625	14 425	11 005	14 435	11 190	11 265	11 490	12 445	13 965	19 410	17 680	19 015	48	52	695	171 945
Estonia	10	0	5	5	15	5	10	5	5	10	10	15	15	20	15	55	155	40	130
Ireland	70	65	80	80	110	70	100	85	110	95	105	105	130	125	140	29	84	85	1 250
Greece	775	610	675	835	760	630	760	885	795	840	845	730	880	510	670	-15	0	185	9 140
Spain	430	300	350	355	315	270	290	345	405	360	350	415	475	450	540	30	35	30	4 570
France	6 170	4 985	4 900	6 320	5 235	5 385	4 895	5 165	5 825	5 770	4 655	4 955	5 415	4 160	5 095	-5	-9	225	62 865
Croatia	45	50	80	95	55	35	55	30	45	35	35	35	45	45	35	23	-29	30	535
Italy	2 455	2 520	2 600	3 390	3 135	2 260	3 480	3 265	3 955	4 300	5 465	4 615	5 675	5 110	7 265	26	138	295	51 910
Cyprus	70	105	120	140	145	120	120	120	145	155	130	130	140	130	180	9	52	525	1 655
Latvia	35	30	25	15	10	10	10	20	40	15	20	45	65	35	45	73	57	70	335
Lithuania	35	55	20	40	35	40	35	25	35	10	20	35	20	30	40	41	-15	30	370
Luxembourg	105	75	120	125	100	60	100	90	75	55	90	70	90	100	140	53	10	600	1 100
Hungary	2 190	1 140	1 075	785	935	1 035	1 325	725	685	725	765	1 205	1 615	2 200	4 895	223	98	880	16 895
Malta	435	740	290	115	130	65	75	50	75	135	65	205	125	100	185	2	-72	970	1 330
Netherlands	1 445	1 300	1 665	1 830	1 690	1 515	1 745	1 560	1 515	2 790	3 585	1 985	2 285	2 440	3 150	-6	79	470	26 080
Austria	1 800	1 355	1 345	1 695	1 550	1 520	1 260	1 135	1 215	1 340	1 735	1 695	2 140	2 330	3 325	63	73	915	20 935
Poland	1 595	975	815	625	445	385	625	465	605	695	635	695	725	620	810	7	-36	55	7 340
Portugal	40	30	55	45	30	105	20	15	30	30	35	35	45	50	40	35	11	15	480
Romania	185	95	185	135	110	80	115	130	105	80	120	115	145	90	270	61	10	25	1 495
Slovenia	15	20	20	20	5	10	15	35	30	40	35	25	30	30	55	9	98	55	325
Slovakia	30	50	20	40	40	30	20	15	50	20	20	30	15	20	20	-19	-44	10	320
Finland	260	325	340	280	280	255	260	230	235	250	235	255	270	350	405	39	10	190	3 295
Sweden	4 120	4 800	7 770	7 910	5 530	5 325	4 450	4 100	4 395	4 845	6 010	8 070	9 380	8 855	9 965	49	69	2 925	78 830
United Kingdom	2 825	2 460	2 660	2 905	2 585	2 265	2 450	2 395	2 730	2 275	2 200	2 525	2 930	2 815	3 130	27	12	140	31 210
Iceland	10	10	15	15	10	10	5	10	5	10	10	15	5	15	20	13	39	130	135
Liechtenstein	5	10	5	5	0	0	5	10	5	5	5	5	0	5	15	21	0	460	50
Norway	1 255	1 620	1 365	1 095	855	760	755	580	690	815	1 280	1 205	1 015	1 095	1 315	4	-19	670	11 455
Switzerland	1 800	1 530	1 470	1 830	1 950	1 770	1 925	1 450	1 485	1 460	1 665	2 225	2 880	2 510	2 390	45	62	955	23 535

⁽¹⁾ Relative to population as of 1st of January 2014

Source: Eurostat (online data code: [migr_asvappctzm_demo_gind](#))

Almost one out of four asylum applicants in the EU-28 was Syrian in Q3 2014

Table 2: Asylum applicants in the EU-28 by citizenship (including first time asylum applicants), Q3 2013 – Q3 2014 (1)

	Q3 2013			Q4 2013			Q1 2014			Q2 2014			Q3 2014			Last 12 months		
	Jul.	Aug.	Sep.	Oct.	Nov.	Dec.	Jan.	Feb.	Mar.	Apr.	May	Jun.	Jul.	Aug.	Sep.		Change in %	
																	between Q2 2014 and Q3 2014	between Q3 2013 and Q3 2014
Non-EU	39 490	36 805	42 860	47 195	41 045	35 085	39 990	34 950	36 965	39 005	42 315	45 480	56 790	53 880	66 285	176 960	40	49
Syria - (SY)	3 605	4 055	6 510	7 360	6 670	5 260	6 150	5 765	5 805	5 935	7 320	9 080	11 610	12 340	16 505	40 455	81	186
Eritrea - (ER)	1 370	1 865	1 950	2 170	2 185	1 675	1 345	725	915	2 500	4 600	4 130	6 035	4 995	4 115	15 145	35	192
Afghanistan - (AF)	2 270	1 900	2 115	2 420	2 555	2 745	3 365	2 750	2 350	2 195	2 160	2 660	3 185	3 225	4 065	10 480	49	67
Serbia - (RS)	1 965	2 240	2 755	2 885	2 940	2 790	2 755	1 595	1 655	1 455	1 425	1 815	2 760	2 660	2 835	8 260	76	19
Iraq - (IQ)	1 025	925	1 070	1 225	980	805	970	950	890	970	880	1 410	2 470	1 810	2 125	6 405	97	112
Kosovo - (XK)	2 260	1 360	1 440	1 295	1 185	1 160	1 140	980	990	885	840	880	1 270	1 460	3 435	6 165	136	22
Pakistan - (PK)	2 255	1 835	1 705	1 735	1 590	1 420	1 720	1 625	1 815	1 620	1 615	1 685	1 940	1 805	2 130	5 875	19	1
Nigeria - (NG)	1 000	1 085	1 175	1 550	1 020	930	1 130	930	1 235	1 365	1 650	1 660	2 100	1 695	2 005	5 805	24	78
Stateless	660	1 030	2 005	2 180	895	680	610	540	690	785	1 220	1 135	1 370	1 650	2 595	5 620	79	52
Ukraine - (UA)	95	105	95	95	100	80	130	230	585	680	835	1 015	1 405	1 605	1 920	4 930	95	1 554
Russia - (RU)	4 310	3 260	2 755	2 225	1 840	1 665	2 045	1 535	1 560	1 780	1 425	1 460	1 645	1 420	1 640	4 705	1	-54
Somalia - (SO)	1 880	1 790	1 950	1 810	1 820	1 390	1 420	1 320	1 255	1 445	1 365	1 385	1 395	1 410	1 625	4 430	6	-21
Mali - (ML)	635	545	535	565	375	380	620	665	965	1 140	1 640	1 255	1 300	1 090	1 350	3 740	-7	117
Albania - (AL)	920	720	965	1 285	1 175	1 200	1 140	1 650	1 565	1 475	1 250	1 265	1 465	1 075	1 125	3 670	-8	41
Bangladesh - (BD)	940	710	815	925	690	735	620	635	740	695	685	560	840	905	1 530	3 275	69	33
Gambia - (GM)	375	340	285	465	520	310	795	585	640	870	890	890	1 070	925	1 230	3 225	22	222
BA - (BA)	600	550	1 130	1 135	1 020	690	960	630	895	690	515	695	1 030	900	985	2 915	53	28
MK - (MK)	945	1 140	1 785	1 620	1 490	895	1 125	760	675	620	455	700	955	875	940	2 770	56	-28
Iran - (IR)	1 055	960	1 035	1 350	990	845	945	690	720	935	830	765	860	840	1 010	2 710	7	-11
Georgia - (GE)	850	755	755	910	755	710	745	670	695	710	650	690	770	670	740	2 175	6	-8
Sudan - (SD)	245	260	265	340	360	325	340	280	320	340	450	635	700	605	715	2 020	42	162
Algeria - (DZ)	640	555	535	585	500	395	510	515	570	555	585	505	550	525	575	1 650	0	-4
Armenia - (AM)	395	360	395	560	445	410	455	385	420	430	365	400	535	450	580	1 565	31	36
Senegal - (SN)	330	220	305	430	450	235	375	460	525	470	555	485	540	470	490	1 500	0	75
Guinea - (GN)	585	545	555	640	535	520	570	520	545	540	455	470	490	445	525	1 465	0	-13
CD - (CD)	725	645	630	840	740	715	715	715	820	785	515	620	545	430	470	1 445	-25	-28
China - (CN)	515	465	445	475	425	410	400	455	490	450	435	410	420	425	420	1 260	-3	-12
Ghana - (GH)	210	220	220	260	235	175	225	225	230	315	280	235	370	390	445	1 205	46	86
Sri Lanka - (LK)	645	490	415	595	435	445	485	525	570	510	405	420	425	340	350	1 115	-16	-28
Morocco - (MA)	420	355	365	360	345	315	385	335	305	310	325	340	340	345	410	1 090	12	-5
Other Non-EU	5 750	5 520	5 890	6 905	5 780	4 790	5 815	5 310	5 520	5 565	5 700	5 825	6 400	6 090	7 400	19 890	16	16

(1) Countries selected here are those with the highest number of asylum applicants registered during Q3 2014; Kosovo - see methodological notes; CD - Congo, the Democratic Republic of the; MK - the former Yugoslav republic of Macedonia; BA - Bosnia and Herzegovina

Source: Eurostat (online data code: migr_asvappctzm)

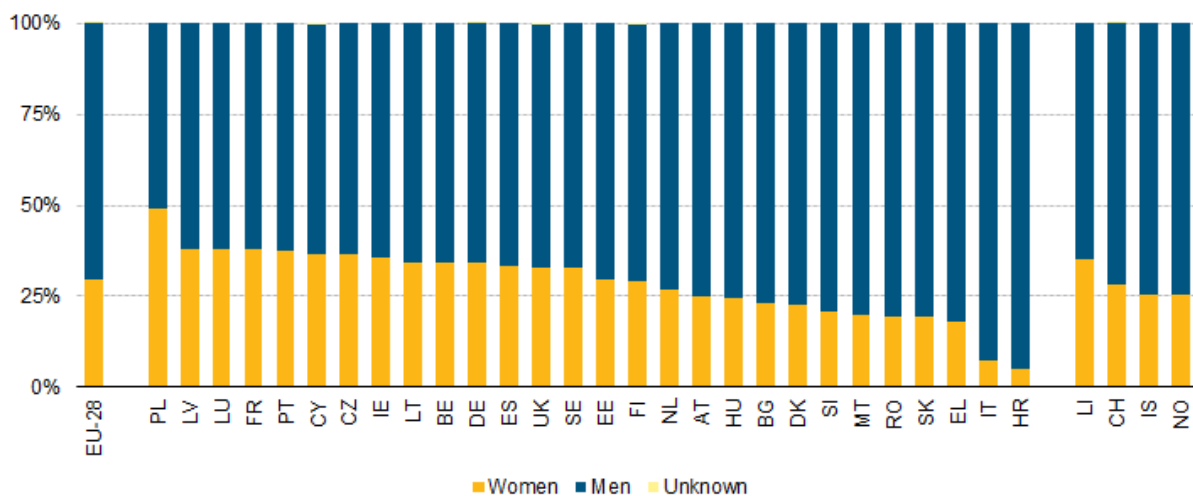
Over 40 per cent of all asylum applicants in Poland were less than 18 in Q3 2014

Table 3: Asylum applicants by age group, 3rd quarter 2014, %

	Total (absolute value)	Distribution of age groups as a share of total (in %)					
		0-13	14-17	18-34	35-64	65 and over	Unknown
EU-28	176 960	18.5	6.8	54.1	19.7	0.8	0.1
Belgium	6 500	22.8	6.9	47.7	21.8	0.9	0.0
Bulgaria	3 235	18.3	14.4	53.3	13.7	0.3	0.0
Czech Republic	350	21.0	2.9	38.5	34.8	2.9	0.0
Denmark	7 090	12.7	7.2	56.2	23.5	0.4	0.0
Germany	56 105	24.1	5.5	50.8	18.9	0.7	0.0
Estonia	50	9.8	2.0	47.1	37.3	3.9	0.0
Ireland	395	18.7	2.3	57.0	21.3	0.8	0.0
Greece	2 060	7.0	5.4	68.2	19.2	0.2	0.0
Spain	1 465	19.3	4.1	53.1	22.1	1.3	0.0
France	14 670	17.5	2.6	51.9	26.6	1.3	0.0
Croatia	125	0.8	4.1	78.9	16.3	0.0	0.0
Italy	18 045	2.8	3.9	84.8	8.5	0.1	0.0
Cyprus	450	23.1	2.9	52.8	20.6	0.7	0.0
Latvia	145	11.1	7.6	44.4	31.3	5.6	0.0
Lithuania	95	12.9	3.2	55.9	26.9	1.1	0.0
Luxembourg	330	29.4	5.8	43.0	20.9	0.9	0.0
Hungary	8 710	21.8	9.2	53.9	14.9	0.2	0.0
Malta	415	11.4	5.1	64.9	17.9	0.7	0.0
Netherlands	7 870	16.6	5.3	49.2	27.7	1.2	0.1
Austria	7 795	19.3	13.7	47.3	19.3	0.5	0.0
Poland	2 160	36.2	4.6	31.4	26.5	1.3	0.0
Portugal	135	16.9	2.9	57.4	21.3	1.5	0.0
Romania	505	14.9	11.1	55.0	18.6	0.4	0.0
Slovenia	110	11.7	17.1	54.1	17.1	0.0	0.0
Slovakia	55	14.0	1.8	49.1	33.3	1.8	0.0
Finland	1 025	15.2	6.9	54.5	22.0	0.8	0.6
Sweden	28 195	18.6	10.5	47.7	22.0	1.1	0.0
United Kingdom	8 880	14.4	8.1	53.5	20.2	1.4	2.4
Iceland	45	14.4	8.1	53.5	20.2	1.4	2.4
Liechtenstein	15	4.7	7.0	55.8	27.9	0.0	2.3
Norway	3 425	11.2	10.3	58.9	19.1	0.5	0.0
Switzerland	7 780	17.6	7.4	59.9	14.7	0.3	0.1

Source: Eurostat (online data code : [migr_asyappctzm](#))

Figure 7: Asylum applicants by sex, 3rd quarter 2014, %



Source: Eurostat (online data code: [migr_asyappctzm](#))

Over 40 per cent of applicants from Serbia, Kosovo, Russia, Bosnia and Herzegovina and FYROM were aged less than 18

Table 4: Thirty main citizenships of asylum applicants in the EU-28, by age group, 3rd quarter 2014, % (1)

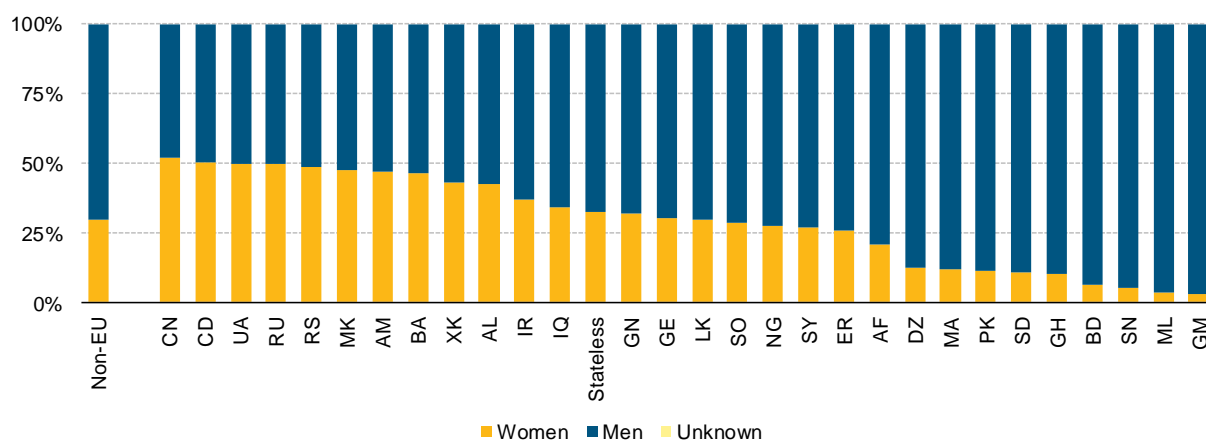
	Total (absolute value)	Distribution of age groups as a share of total (in %)					
		0-13	14-17	18-34	35-64	65 and over	Unknown
Non-EU	176 960	18.5	6.8	54.1	19.7	0.8	0.1
Syria - (SY)	40 455	20	6	49	24	1	0
Eritrea - (ER)	15 145	5	9	75	10	0	0
Afghanistan - (AF)	10 480	17	21	49	11	1	0
Serbia - (RS)	8 260	40	7	30	22	1	0
Iraq - (IQ)	6 405	20	4	51	23	2	0
Kosovo - (XK)	6 165	39	7	35	19	0	0
Pakistan - (PK)	5 875	7	2	69	21	1	0
Nigeria - (NG)	5 805	13	3	73	11	0	0
Stateless	5 620	24	6	44	25	1	0
Ukraine - (UA)	4 930	24	3	40	30	2	0
Russia - (RU)	4 705	40	5	29	25	1	0
Somalia - (SO)	4 430	10	17	63	9	1	0
Mali - (ML)	3 740	2	3	88	7	0	0
Albania - (AL)	3 670	26	10	43	20	1	0
Bangladesh - (BD)	3 275	3	3	81	12	0	0
Gambia - (GM)	3 225	1	8	87	4	0	0
BA - (BA)	2 915	39	6	33	21	1	0
MK - (MK)	2 770	37	7	31	25	0	0
Iran - (IR)	2 710	12	6	51	29	1	1
Georgia - (GE)	2 175	17	2	50	30	1	0
Sudan - (SD)	2 020	8	2	75	14	0	0
Algeria - (DZ)	1 650	7	6	67	19	0	0
Armenia - (AM)	1 565	24	5	35	34	3	0
Senegal - (SN)	1 500	2	5	84	9	0	0
Guinea - (GN)	1 465	18	6	67	9	0	0
CD - (CD)	1 445	20	5	47	26	1	0
China - (CN)	1 260	9	2	47	41	0	1
Ghana - (GH)	1 205	5	5	78	11	0	0
Sri Lanka - (LK)	1 115	12	2	58	25	2	1
Morocco - (MA)	1 090	5	14	63	18	0	0
Other Non-EU	19 890	17	5	55	22	1	0

(1) Citizenship selected here are those with the highest number of asylum applicants registered during Q3 2014 in the EU-28
 MK – The Former Yugoslav Republic of Macedonia; Kosovo – see methodological notes; CD – Congo, the Democratic Republic of the; BA – Bosnia and Herzegovina

Source: Eurostat (online data code: [migr_asyappctzm](#))

Nearly 3 out of 4 asylum seekers in the EU-28 in Q3 2014 were men

Figure 8: Thirty main citizenships of asylum applicants in the EU-28, by sex, 3rd quarter 2014, % (1)



(1) Citizenship selected here are those with the highest number of asylum applicants registered during Q3 2014 in the EU-28
 Source: Eurostat (online data code: [migr_asyappctzm](#))

Large majority of applicants from the Former Yugoslav Republic of Macedonia and Bosnia and Herzegovina lodged an application in Germany in Q3 2014

Table 6: Thirty main citizenships of asylum applicants by destination country in the EU-28, 3rd quarter 2014 ⁽¹⁾

		NON-EU		# (%)	
		Germany	56 105	32	
		Sweden	28 195	16	
		Italy	18 045	10	
		France	14 670	8	
		United Kingdom	8 880	5	
		Other	51 065	29	
SYRIA - (SY)		ERITREA - (ER)		AFGHANISTAN - (AF)	
	# (%)		# (%)		# (%)
Germany	11 385 28	Sweden	5 535 37	Germany	2 365 23
Sweden	11 000 27	Germany	5 530 37	Hungary	2 035 19
Denmark	3 875 10	Denmark	1 625 11	Austria	1 505 14
Netherlands	3 875 10	United Kingdom	1 240 8	Sweden	865 8
Austria	2 530 6	Belgium	490 3	Bulgaria	845 8
Other	7 785 19	Other	720 5	Other	2 865 27
SERBIA - (RS)		IRAQ - (IQ)		KOSOVO - (XK)	
	# (%)		# (%)		# (%)
Germany	7 425 90	Germany	3 085 48	Hungary	3 045 49
Sweden	295 4	Sweden	845 13	Germany	1 660 27
Belgium	125 2	Netherlands	465 7	France	495 8
France	120 1	Belgium	460 7	Sweden	385 6
Austria	115 1	United Kingdom	320 5	Austria	255 4
Other	180 2	Other	1 230 19	Other	330 5
PAKISTAN - (PK)		NIGERIA - (NG)		STATELESS	
	# (%)		# (%)		# (%)
Italy	2 000 34	Italy	3 055 53	Sweden	2 935 52
Germany	1 225 21	Germany	1 230 21	Netherlands	1 265 23
United Kingdom	975 17	United Kingdom	370 6	Denmark	495 9
France	610 10	France	330 6	Germany	425 8
Greece	390 7	Austria	185 3	Austria	250 4
Other	675 11	Other	630 11	Other	245 4
UKRAINE		RUSSIA - (RU)		SOMALIA - (SO)	
	# (%)		# (%)		# (%)
Poland	835 17	Germany	1 360 29	Germany	1 475 33
Italy	710 14	France	995 21	Sweden	1 450 33
Germany	685 14	Poland	905 19	Austria	310 7
France	550 11	Belgium	450 10	Denmark	225 5
Sweden	530 11	Austria	430 9	France	190 4
Other	1 615 33	Other	565 12	Other	780 18
MALI - (ML)		ALBANIA - (AL)		BANGLADESH - (BD)	
	# (%)		# (%)		# (%)
Italy	2 955 79	Germany	1 725 47	Italy	1 625 50
France	340 9	France	630 17	France	805 25
Spain	155 4	Sweden	440 12	United Kingdom	210 6
Germany	140 4	United Kingdom	430 12	Germany	195 6
Hungary	55 1	Belgium	195 5	Greece	185 6
Other	95 3	Other	250 7	Other	255 8
GAMBIA - (GM)		BA - (BA)		MK - (MK)	
	# (%)		# (%)		# (%)
Italy	2 315 72	Germany	2 470 85	Germany	2 460 89
Germany	670 21	France	110 4	Belgium	105 4
United Kingdom	65 2	Sweden	100 3	Sweden	75 3
Hungary	35 1	Luxembourg	55 2	France	50 2
Austria	30 1	Austria	50 2	Austria	40 1
Other	105 3	Other	125 4	Other	35 1
IRAN - (IR)		GEORGIA - (GE)		SUDAN - (SD)	
	# (%)		# (%)		# (%)
Germany	845 31	Germany	870 40	United Kingdom	520 26
United Kingdom	615 23	France	310 14	France	475 24
Sweden	315 12	Sweden	215 10	Germany	325 16
Austria	195 7	Poland	180 8	Sweden	200 10
Netherlands	175 6	Belgium	120 6	Netherlands	85 4
Other	570 21	Other	480 22	Other	410 20
ALGERIA - (DZ)		ARMENIA - (AM)		SENEGAL - (SN)	
	# (%)		# (%)		# (%)
Germany	490 30	Germany	665 42	Italy	1 055 71
France	410 25	France	490 31	Germany	220 15
Austria	190 11	Austria	110 7	France	85 6
Sweden	110 7	Sweden	80 5	Belgium	70 5
Spain	85 5	Belgium	65 4	Greece	20 1
Other	370 22	Other	160 10	Other	45 3
GUINEA - (GN)		CD - (CD)		CHINA - (CN)	
	# (%)		# (%)		# (%)
France	535 37	France	1 045 72	France	655 52
Belgium	340 23	Belgium	200 14	United Kingdom	250 20
Italy	255 17	United Kingdom	60 4	Germany	125 10
Germany	220 15	Germany	35 2	Austria	75 6
Netherlands	30 2	Sweden	20 1	Belgium	40 3
Other	80 5	Other	85 6	Other	120 9
GHANA - (GH)		SRI LANKA - (LK)		MOROCCO - (MA)	
	# (%)		# (%)		# (%)
Italy	690 57	France	500 45	Germany	365 33
Germany	305 25	United Kingdom	355 32	Sweden	225 21
Hungary	55 5	Germany	145 13	Italy	90 8
United Kingdom	40 3	Belgium	35 3	Belgium	70 6
Austria	25 2	Netherlands	20 2	Austria	70 6
Other	95 8	Other	55 5	Other	270 25

⁽¹⁾ Citizenships selected here are those with the highest number of asylum applicants registered during Q3 2014 in the EU-28

Absolute number of asylum applications

% Percentage shares are calculated on rounded figures and may not add up to totals

Kosovo – see methodological notes; CD – Congo, the Democratic Republic of the; MK – The Former Yugoslav Republic of Macedonia; BA – Bosnia and Herzegovina

Source: Eurostat (online data code: [migr_asyappctzm](#))

More than 153 000 asylum applicants in the EU lodged an application for the first time in Q3 2014

Table 7: First time asylum applicants, Q3 2013 – Q3 2014

	Q3 2013			Q4 2013			Q1 2014			Q2 2014			Q3 2014			Last 12 months							
	Jul.	Aug.	Sep.	Oct.	Nov.	Dec.	Jan.	Feb.	Mar.	Apr.	May	Jun.	Jul.	Aug.	Sep.								
	34 050	31 925	37 345	41 120	36 850	30 135	34 020	29 845	31 575	33 460	36 635	39 175	48 660	46 855	57 630								
EU-28 (*)	1 080	975	1 225	1 080	955	855	990	785	850	900	845	1 090	1 265	1 510	1 725	4 500	153 140	40	59	37	300	464 955	
Belgium	435	695	940	1 230	1 245	630	810	770	395	295	515	610	890	1 090	1 195	3 180	3 180	124	124	54	440	12 850	
Bulgaria	40	65	30	40	35	40	40	35	70	65	80	55	75	85	125	285	285	46	46	108	25	9 675	
Czech Republic	610	670	645	710	635	520	555	425	500	590	710	1 000	1 700	2 290	3 065	7 060	7 060	207	207	266	1 255	12 705	
Denmark	9 790	9 815	11 720	13 265	12 385	9 210	12 540	9 815	9 835	10 190	11 155	12 045	16 185	15 135	16 200	47 525	47 525	42	42	52	590	147 970	
Germany	10	0	5	5	15	5	10	5	5	10	10	15	15	20	15	50	50	56	56	150	40	125	
Ireland	70	65	80	80	110	70	100	85	110	95	105	105	130	125	140	395	395	31	31	83	85	1 240	
Greece	760	575	630	750	670	540	650	760	630	655	635	535	660	390	555	1 605	1 605	-12	-12	-18	145	7 435	
Spain	410	290	345	335	295	255	280	330	400	345	405	405	450	435	530	1 415	1 415	:	:	36	30	57 330	
France	5 635	4 535	4 510	5 840	4 810	4 890	4 455	4 725	5 360	5 210	4 190	4 515	4 880	3 775	4 680	13 335	13 335	-4	-4	-9	200	57 330	
Croatia	40	45	80	95	55	30	50	25	35	25	30	30	40	35	30	105	105	20	20	-39	25	480	
Italy	2 360	2 475	2 400	3 215	3 015	2 165	3 375	3 175	3 795	4 215	5 370	4 555	5 605	5 065	7 220	17 890	17 890	27	27	147	295	50 765	
Cyprus	70	95	105	130	130	100	85	110	120	90	100	115	125	120	165	410	410	34	34	53	480	1 400	
Latvia	35	30	25	15	10	10	10	20	40	15	20	45	65	35	45	145	145	89	89	58	70	325	
Lithuania	0	45	10	30	25	30	20	25	30	10	20	35	20	30	35	85	85	34	34	54	30	310	
Luxembourg	95	75	110	120	85	50	90	70	70	45	80	65	75	90	125	290	290	53	53	4	530	970	
Hungary	2 170	1 100	1 035	740	900	1 010	1 240	640	575	635	705	1 105	1 510	2 105	4 770	8 385	8 385	243	243	95	850	15 940	
Malta	435	740	290	115	125	50	75	40	65	130	60	195	125	95	180	400	400	4	4	-73	940	1 255	
Netherlands	1 185	1 075	1 495	1 555	1 500	1 350	1 675	1 395	1 365	2 600	3 435	1 755	2 050	2 165	2 905	7 125	7 125	-9	-9	89	425	23 755	
Austria	:	:	:	:	:	:	:	:	:	:	:	:	:	:	:	:	:	:	:	:	:	:	:
Poland	1 485	880	710	535	375	315	260	220	355	375	445	505	530	565	695	1 790	1 790	35	35	-42	45	5 180	
Portugal	40	30	55	45	30	105	20	15	30	30	35	35	45	50	40	135	135	35	35	11	15	480	
Romania	170	95	170	125	100	75	110	130	100	75	115	115	145	90	250	495	495	63	63	14	25	1 440	
Slovenia	15	15	15	20	5	10	15	30	25	40	35	25	25	25	50	105	105	7	7	140	50	300	
Slovakia	20	35	5	30	30	25	10	5	40	15	10	20	10	15	10	35	35	-27	-27	-44	5	225	
Finland	250	315	325	265	260	240	250	215	220	240	215	250	260	345	390	995	995	41	41	11	180	3 155	
Sweden	4 120	4 800	7 770	7 910	5 530	5 325	3 945	3 660	3 905	4 375	5 560	7 505	8 885	8 380	9 400	26 665	26 665	53	53	60	2 765	74 375	
United Kingdom	2 725	2 390	2 605	2 830	2 510	2 220	2 370	2 335	2 655	2 205	2 145	2 460	2 890	2 770	3 080	8 740	8 740	28	28	13	135	30 470	
Iceland	:	:	:	:	:	:	:	:	:	:	:	:	:	:	:	:	:	:	:	:	:	:	:
Liechtenstein	:	:	:	:	:	:	:	:	:	:	:	:	:	:	:	:	:	:	:	:	:	:	:
Norway	1 225	1 560	1 330	1 035	805	715	690	550	650	775	1 225	1 155	975	1 060	1 275	3 310	3 310	5	5	-19	650	10 915	
Switzerland	1 660	1 400	1 295	1 615	1 745	1 605	1 695	1 345	1 410	1 365	1 560	2 090	2 720	2 380	2 235	7 330	7 330	46	46	68	900	21 765	

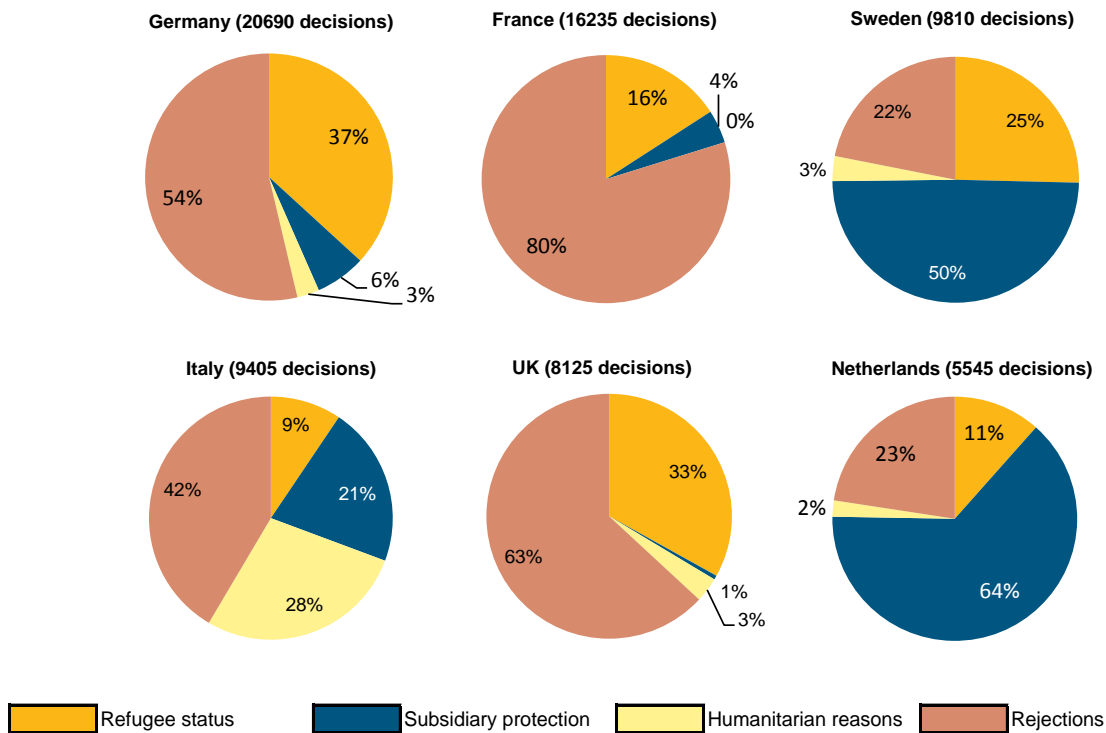
(*) Aggregates and other indicators are based on available data

(†) Relative to population as of 1st of January 2014

: data are not available

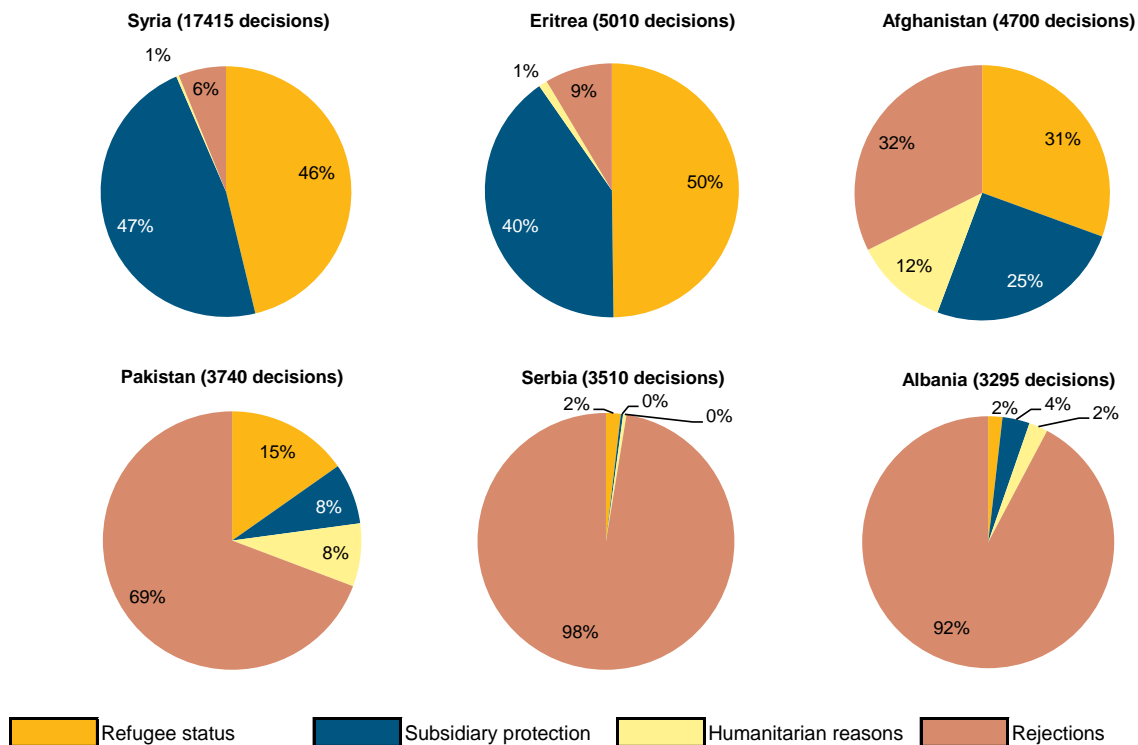
Source: Eurostat (online data code: migr.asyappctzm.demo.gind)

Figure 9: First instance decisions by outcome, selected Member States (¹), 3rd quarter 2014



(¹) Member States selected here are those reporting the highest number of first instance decisions issued during Q3 2014
 Humanitarian reasons not applicable for FR
 Source: Eurostat (online data code: [migr_asydcfstq](#))

Figure 10: First instance decisions in the EU-28 (*) by outcome, selected citizenships (¹), 3rd quarter 2014



(*) Data for Austria are not available
 (¹) Citizenship selected here are those for which the highest number of first instance decisions was issued during Q3 2014
 Source: Eurostat (online data code: [migr_asydcfstq](#))

Table 8: First instance decisions by citizenship and outcome, selected Member States, 3rd quarter 2014 ⁽¹⁾

First instance decisions					First instance decisions								
Refugee status	Subsidiary protection	Humanitarian reasons	Rejections		Refugee status	Subsidiary protection	Humanitarian reasons	Rejections					
GERMANY (20 690 decisions)					FRANCE (16 235 decisions)								
Syria	4 425	Syria	810	Afghanistan	335	Syria	185	Not applicable	Albania	1 335			
Iraq	645	Afghanistan	110	Russia	30	MK	90	Not applicable	CD	1 225			
Afghanistan	605	Eritrea	110	Somalia	30	BA	65	Not applicable	Kosovo	1 175			
Other	1 940	Other	335	Other	205	Other	360	Not applicable	Other	9 225			
SWEDEN (9 810 decisions)					ITALY (9 405 decisions)								
Eritrea	1 145	Syria	3 880	Afghanistan	125	Albania	470	Nigeria	765				
Syria	545	Stateless	760	Iraq	45	Serbia	335	Nigeria	425	Mali	650		
Afghanistan	175	Afghanistan	90	Stateless	45	Kosovo	70	Pakistan	255	Gambia	600		
Other	625	Other	125	Other	105	Other	465	Other	820	Other	1 890		
UK (8 125 decisions)					NETHERLANDS (5 545 decisions)								
Eritrea	645	Syria	15	Albania	70	Pakistan	390	Eritrea	1 740	Eritrea	25	Syria	105
Syria	420	Iran	10	Nigeria	40	Nigeria	65	Syria	1 555	Syria	20	Georgia	80
Iran	390	South Sudan	5	Afghanistan	25	Albania	50	Iraq	70	Somalia	15	Eritrea	75
Other	1 235	Other	15	Other	135	Other	135	Other	165	Other	55	Other	985
OTHER (26 995 decisions)					EU-28* (85 695 decisions)								
Syria	2 295	Syria	1 775	Iraq	65	Serbia	8 055	Syria	8 235	Afghanistan	560	Syria	3 415
Afghanistan	405	Afghanistan	300	Russia	40	Kosovo	2 495	Eritrea	2 030	Nigeria	475	Albania	3 040
Eritrea	195	Iraq	235	Somalia	35	MK	1 435	Afghanistan	1 180	Mali	470	Kosovo	2 725
Other	1 615	Other	555	Other	100	Other	9 415	Other	3 915	Other	2 655	Other	35 590

⁽¹⁾ Member States selected here are those reporting the highest number of first instance decisions issued during Q3 2014

* Data for Austria are not available; EU aggregates are based on available data

CD – Congo, the Democratic Republic of the; MK - The Former Yugoslav Republic of Macedonia; BA - Bosnia and Herzegovina

Source: Eurostat (online data code: [migr_asydcfstq](#))

Almost one out of two decisions were positive in Q3 2014 in the EU, including protection based on national legislations

Table 9: First instance decisions by outcome and recognition rates, 3rd quarter 2014

	Total decisions	Of which					Rate of recognition, %	
		Positive	of which			Rejected	Total	of which Refugee and subsidiary protection status
			Refugee status	Subsidiary protection	Humanitarian reasons			
EU-28	85 695	40 925	21 405	15 360	4 160	44 770	48	43
Belgium	4 825	2 020	1 575	440	-	2 805	42	42
Bulgaria	1 005	880	785	90	-	125	87	87
Czech Republic	225	85	20	65	5	140	38	36
Denmark	2 370	1 865	1 370	480	15	505	79	78
Germany	20 690	9 580	7 615	1 365	600	11 110	46	43
Estonia	15	5	5	0	0	10	25	25
Ireland	295	130	20	110	-	165	44	44
Greece	2 185	415	260	155	0	1 775	19	19
Spain	1 315	855	80	775	0	460	65	65
France	16 235	3 280	2 575	700	-	12 960	20	20
Croatia	80	10	10	5	0	70	15	15
Italy	9 405	5 500	885	2 000	2 615	3 905	58	31
Cyprus	410	320	20	295	0	95	77	77
Latvia	15	5	0	5	-	15	24	24
Lithuania	35	10	5	5	0	25	26	26
Luxembourg	175	15	10	5	-	155	10	10
Hungary	1 060	120	60	50	10	940	11	10
Malta	300	195	35	130	30	105	65	55
Netherlands	5 545	4 290	640	3 535	120	1 250	77	75
Austria	:	:	:	:	:	:	:	:
Poland	540	140	45	40	55	405	25	15
Portugal	45	10	5	5	-	35	27	27
Romania	340	145	80	70	0	195	43	43
Slovenia	20	10	10	0	-	10	42	42
Slovakia	55	40	0	25	15	15	73	46
Finland	570	335	115	110	110	230	59	40
Sweden	9 810	7 660	2 490	4 850	320	2 150	78	75
United Kingdom	8 125	3 000	2 690	45	265	5 125	37	34
Iceland	25	10	5	5	0	15	44	40
Liechtenstein	0	0	0	0	0	0	:	:
Norway	1 950	1 340	935	370	35	610	69	67
Switzerland	5 000	3 755	1 495	590	1 670	1 245	75	42

- Not applicable

Data for AT are not available; EU aggregates and other indicators are based on data available

Rate of recognition is the share of (first instance) positive decisions in the total number of decisions at first instance. In this calculation, the exact number of decisions has been used instead of the rounded numbers presented in this table. Rates of recognition for humanitarian status are not shown in this table, but are part of the total recognition rate.

Source: Eurostat (online data code: [migr_asydcfstq](#))

Table 10: First instance decisions by destination country and outcome in the EU-28 (*), selected citizenships of asylum applicants, 3rd quarter 2014 (1)

First instance decisions							
Refugee status	Subsidiary protection	Humanitarian reasons	Rejections				
SYRIA - SY (17 415 decisions)							
Germany	4 425	Sweden	3 880	Netherlands	20	Germany	550
Denmark	1 155	Netherlands	1 555	Germany	20	Greece	130
Bulgaria	750	Germany	810	Finland	10	Netherlands	105
Other	1 730	Other	1 990	Other	15	Other	285
AFGHANISTAN - AF (4 700 decisions)							
Germany	605	Italy	590	Germany	335	Germany	475
Belgium	290	Belgium	125	Sweden	125	UK	255
Sweden	175	Germany	110	Italy	45	Greece	185
Other	365	Other	360	Other	55	Other	600
SERBIA - RS (3 510 decisions)							
France	50	France	10	Italy	10	Germany	2 935
Belgium	15			Sweden	5	Sweden	200
						France	105
Other	0	Other	0	Other	0	Other	175
OTHER (48 030 decisions)							
Germany	2 240	Italy	1 015	Italy	2 275	France	11 025
France	2 090	Sweden	850	Germany	220	Germany	6 080
UK	1 305	France	345	Sweden	190	UK	3 600
Other	3 085	Other	1 295	Other	410	Other	12 000

First instance decisions							
Refugee status	Subsidiary protection	Humanitarian reasons	Rejections				
ERITREA - ER (5 010 decisions)							
Sweden	1 145	Netherlands	1 740	Netherlands	25	France	120
UK	645	Italy	120	Italy	15	UK	95
Italy	240	Germany	110	Germany	5	Netherlands	75
Other	705	Other	290	Other	10	Other	140
PAKISTAN - PK (3 740 decisions)							
UK	235	Italy	255	Italy	260	UK	660
Germany	140	Ireland	5	Germany	15	Italy	565
Italy	110	Netherlands	5	UK	15	Germany	440
Other	85	Other	25	Other	5	Other	925
ALBANIA - AL (3 295 decisions)							
France	45	France	90	UK	70	France	1 335
Belgium	10	Germany	10	Italy	10	Germany	580
UK	5	France	10			UK	425
Other	0	Other	0	Other	0	Other	700
NON-EU (85 695 decisions)							
Germany	7 615	Sweden	4 850	Italy	2 615	France	12 960
UK	2 690	Netherlands	3 535	Germany	600	Germany	11 110
France	2 575	Italy	2 000	Sweden	320	UK	5 125
Other	8 525	Other	4 980	Other	625	Other	15 580

(*) Data for AT are not available

(1) Citizenships selected here are those for which the highest number of first instance decisions was issued during Q3 2014

Source: Eurostat (online data code: [migr_asydcfstq](#))

Syrians with the highest recognition rate in the EU-28 in Q3 2014

Table 11: First instance decisions by outcome and recognition rates, 30 main citizenships of asylum applicants granted decisions in the EU-28 (*), 3rd quarter 2014 (1)

	Total decisions	Of which					Rate of recognition, %	
		Positive	of which			Rejected	Total	Refugee and subsidiary protection status
			Refugee status	Subsidiary protection	Humanitarian reasons			
Non-EU	85 695	40 925	21 405	15 360	4 160	44 770	48	43
Syria - (SY)	17 415	16 345	8 055	8 235	60	1 070	94	94
Eritrea - (ER)	5 010	4 580	2 495	2 030	55	430	91	90
Afghanistan - (AF)	4 700	3 180	1 435	1 180	560	1 520	68	56
Pakistan - (PK)	3 740	1 150	570	285	295	2 590	31	23
Serbia - (RS)	3 510	90	65	10	15	3 415	3	2
Albania - (AL)	3 295	255	60	115	80	3 040	8	5
Russia - (RU)	2 915	675	490	105	80	2 245	23	20
Kosovo - (XK)	2 915	190	100	35	55	2 725	7	5
Nigeria - (NG)	2 615	780	130	175	475	1 835	30	12
Iran - (IR)	2 375	1 400	1 285	60	55	980	59	57
Iraq - (IQ)	2 120	1 670	995	535	140	450	79	72
Stateless	1 945	1 750	820	880	55	195	90	87
Somalia - (SO)	1 945	1 285	475	705	105	660	66	61
CD - (CD)	1 885	345	305	30	10	1 535	18	18
Mali - (ML)	1 670	605	70	65	470	1 060	36	8
Bangladesh - (BD)	1 545	175	105	15	55	1 370	11	8
Georgia - (GE)	1 430	80	45	20	15	1 350	5	4
China - (CN)	1 430	270	240	20	15	1 155	19	18
MK - (MK)	1 345	15	10	0	5	1 330	1	1
Gambia - (GM)	1 260	475	120	30	325	785	38	12
Sri Lanka - (LK)	1 235	385	330	30	20	855	31	29
Turkey - (TR)	1 165	195	120	35	45	965	17	13
Guinea - (GN)	1 155	450	335	50	70	705	39	33
BA - (BA)	1 155	90	45	15	35	1 065	8	5
Sudan - (SD)	1 045	500	405	85	5	545	48	47
Armenia - (AM)	940	115	60	30	30	825	12	9
Senegal - (SN)	880	330	50	25	255	550	37	8
Ukraine - (UA)	800	120	25	40	55	680	15	8
Egypt - (EG)	695	260	115	15	135	435	38	19
Ivory Coast - (CI)	620	220	80	50	90	395	36	21
Other Non-EU	10 940	2 930	1 980	455	495	8 005	27	22

(*) Data for AT are not available

(1) Citizenships selected here are those for which the highest number of first instance decisions was issued during Q3 2014.

Rate of recognition is the share of (first instance) positive decisions in the total number of decisions at first instance. In this calculation, the exact number of decisions has been used instead of the rounded numbers presented in this table. Rates of recognition for humanitarian status are not shown in this table, but are part of the total recognition rate.

CD – Congo, the Democratic Republic of the; Kosovo – see methodological notes; MK – The Former Yugoslav Republic of Macedonia; BA – Bosnia and Herzegovina

Source: Eurostat (online data code: [migr_asydcfstq](#))

Methodology

COMMENTS

All data presented in this publication are rounded to the nearest 5. Due to rounding, some totals may not correspond with the sum of the separate figures.

All data presented in this publication are provisional (except as otherwise stated) and may be a subject to change.

COUNTRY INFORMATION

In **France** data on pending applications do not include accompanied minors aged less than 16 whose application is examined jointly with their parent's application. According to France, these missing pending applications are estimated to be about 20 per cent of the total number of pending applications.

Kosovo - XK: this designation is without prejudice to positions on status, and is in line with UNSCR 1244 and the ICJ Opinion on the Kosovo Declaration of Independence.

DATA SOURCES

The data used for this publication are provided to Eurostat by the Ministries of Interior, Justice or immigration agencies of the Member States. Data are based entirely on relevant administrative sources. Apart from statistics on new asylum applicants, these data are supplied by Member States according to the provisions of Article 4 of the [Regulation \(EC\) 862/2007](#) of 11 July 2007 on Community statistics on migration and international protection.

DEFINITIONS AND COVERAGE

'Asylum applicant' means a person having submitted an application for international protection or having been included in such application as a family member during the reference period. 'Application for international protection' means an application for international protection as defined in Art.2(h) of [Directive 2011/95/EU](#), i.e. including requests for refugee status or for subsidiary protection status, irrespective of whether the application was lodged on arrival at border, or from inside the country, and irrespective of whether the person entered the territory legally (e.g. as a tourist) or illegally. Applications submitted by persons who are subsequently found to be a subject of a Dublin procedure ([Regulation \(EU\) No 604/2013](#)) are included in the number of asylum applications. Within the same reference period every person being a subject of asylum application is counted only once, therefore repeat applications are not recorded if the first application has been lodged in the same reference period. However, such a repeat application will be recorded if lodged in a different reference month. It means that the aggregation of the monthly figures may overestimate the number of persons applying for international protection within the aggregated period (quarter or year).

In some Member States (**MT** and **DK**) due to restrictions of the asylum procedure (e.g. time limits for lodging repeat application) repeat applications may be very rare. Therefore the number of first time asylum applicants may equal or almost equal the number of asylum applicants.

The number of asylum applicants and the number of first instance decisions during the same reference period differs. This is due to the time lag between the date of asylum application and the date of the decision on asylum application. The duration of this time lag may vary considerably depending on the national asylum procedure and the administrative workload. Asylum application lodged in one reference period may therefore result in a decision in a later period, while some asylum decisions reported for that period may relate to the applications lodged in previous reference periods.

'First time asylum applicant' means a person having submitted an application for international protection for the first time. Applications submitted by persons who are subsequently found to be a subject of a Dublin procedure are included in the statistics on first time asylum applicants if such persons are also a subject of first asylum application. All Member States are requested to supply these data but their provision is voluntary. As persons are counted once only, statistics on first time asylum applicants may be used for preparation of annual aggregates.

Person being a subject of **'a pending application'** means a person who is the subject of application for international protection under consideration by the responsible national authority at the end of the reference period. It includes the number of persons with pending applications at all instances of the administrative and/or judicial procedure.

'Rejected applicant' means a person covered by a first instance decision rejecting an application for international protection, including decisions considering applications as inadmissible or as unfounded and decisions under priority and accelerated procedures, taken by administrative or judicial bodies during the reference period.

'Person granted refugee status at first instance' means a person covered by a first instance decision granting refugee status, taken by administrative or judicial bodies during the reference period. Refugee status means status as defined in Art.2 (e) of [Directive 2011/95/EU](#) within the meaning of Art.1 of the Geneva Convention relating to the Status of Refugees of 28 July 1951, as amended by the New York Protocol of 31 January 1967. According to the Art.2(d) of that Directive refugee means a third country national who, owing to a well-founded fear of being persecuted for reasons of race, religion, nationality, political opinion or membership of a particular social group, is outside the country of nationality and is unable or, owing to such fear, is unwilling to avail himself or herself of the protection of that country, or a stateless person, who, being outside of the country of former habitual residence for the same reasons as mentioned above, is unable or, owing to such fear, unwilling to return to it.

'Person granted subsidiary protection status at first instance' means a person covered by a first instance decision granting subsidiary protection status, taken by administrative or judicial bodies during the reference period. Subsidiary protection status means status as defined in Art.2 (g) of [Directive 2011/95/EU](#). According to the Art.2(f) of that Directive a person eligible for subsidiary protection means a third country national or a stateless person who does not qualify as a refugee but in respect of whom substantial grounds have been shown for believing that the person concerned, if returned to his or her country of origin, or in the case of a stateless person, to his or her country of former habitual residence, would face a real risk of suffering serious harm and is unable, or, owing to such risk, unwilling to avail himself or herself of the protection of that country.

'Person granted authorisation to stay for humanitarian reasons at first instance' means a person covered by another first instance decision granting authorisation to stay for humanitarian reasons under national law concerning international protection, taken by administrative or judicial bodies during the reference period. **It includes persons** who are not eligible for international protection as currently defined law but are nonetheless protected against removal under the obligations that are imposed on all Member States by international refugee or human rights instruments or on the basis of principles flowing from such instruments. Examples of such categories include persons who are not removable on ill health grounds and unaccompanied minors.

'Dublin procedure' means a procedure according to the [Regulation \(EU\) No 604/2013](#), establishing the criteria and mechanisms for determining the Member State responsible for examining an asylum application lodged in one of the Member States by a third-country national.

ABBREVIATIONS

Belgium (BE), Bulgaria (BG), Czech Republic (CZ), Denmark (DK), Germany (DE), Estonia (EE), Ireland (IE), Greece (EL), Spain (ES), France (FR), Croatia (HR), Italy (IT), Cyprus (CY), Latvia (LV), Lithuania (LT), Luxembourg (LU), Hungary (HU), Malta (MT), the Netherlands (NL), Austria (AT), Poland (PL), Portugal (PT), Romania (RO), Slovenia (SI), Slovakia (SK), Finland (FI), Sweden (SE), the United Kingdom (UK), Iceland (IS), Lichtenstein (LI), Norway (NO) and Switzerland (CH).

EU ASYLUM POLICY

The Directorate-General for Home Affairs (DG HOME) is responsible for developing EU policies on asylum. For more information please see:

http://ec.europa.eu/dgs/home-affairs/index_en.htm

Further information

Eurostat website: <http://ec.europa.eu/eurostat>

Data on Population and Social conditions, Asylum:
(Select "Asylum and managed migration" and "Asylum and Dublin statistics")
<http://ec.europa.eu/eurostat/web/asylum-and-managed-migration/data/database>

Further information about Asylum and migration:
<http://ec.europa.eu/eurostat/web/asylum-and-managed-migration/>

See also Statistics Explained article:
http://ec.europa.eu/eurostat/statistics-explained/index.php/Asylum_quarterly_report

European Statistical Data Support:

Contact details for this support network can be found on the Eurostat website at:
<http://ec.europa.eu/eurostat/>.