

Statistical References

Achievements of user support and on Eurostat's website

Table of contents

In the spotlight

Energy.....	2
Environment and energy.....	3-5
General and regional statistics	6-8
Economy and finance	9-10
Population and social conditions.....	10-12
Industry, trade and services.....	12-14
Agriculture and fisheries.....	14-15
External trade	16
Transport	17-18
Science and technology	18-19
Eurostat in brief.....	20-21
Major publications in 2007	22
Eurostat on the Internet.....	23-24

Dear reader,

For nearly three years now Eurostat has offered its products and services free of charge and easily accessible on its website in accordance with the free dissemination strategy. From the beginning, the user support helped to put this policy into practice, and over the years both the website and user support have undergone a number of modifications.

The user friendliness of website functionalities has been improved considerably taking into account the observations and recommendations of the users and the findings of a benchmarking exercise. Among other amendments, the number of extractable cells was increased considerably. A new feature for the predefined tables, called TGM (tables, graphs and maps) has been implemented in June 2007. Further projects to re-enforce the usability are in the pipeline, including the improvement of the search functionalities.

The three-level support helps users to find data, methodology and publications and has also been subject to several improvements.

On the level of online help, the content of the website was amended. To ease the troubleshooting for the most common problems, the number of FAQs were increased and they were structured in relevant areas. Efforts have been made to improve the methodology and documentation.

To provide a fast and efficient service in nearly all European languages, Eurostat collaborates with the national support centres for the treatment of user requests. Currently, 23 countries participate in the programme, providing support in 21 languages.

To improve our service, cooperation between these national centres and Eurostat is fostered by providing information, quality controls and training on a regular basis.

The national institutes report on their activities and provide user feedback which is taken into consideration for further improvements.

The amendments led to a higher level of user satisfaction in particular concerning the technological aspects for which a decrease of requests could be observed. The approach to provide more sophisticated tools to find and download data and publications has been successful and accepted by the users.

Efforts to improve our website and the user support will continue, and we will keep you informed about Eurostat's activities in the upcoming issue of *Statistical references*.

Gunter Schäfer

Head of Unit 'Dissemination'

Maceo © Fotolia

In The Spotlight

Energy

There are very few aspects of daily life which are not in one way or another accompanied by the use of energy: for example, making a cup of tea or coffee for breakfast, the journey to school or work, using a computer in the workplace, listening to music at home or heating water for a shower, all make use of energy in a variety of forms, either as power or heat. The evolution of the EU is closely linked to energy preoccupations of the Member States as demonstrated by the early ECSC (European Coal and Steel Community) and Euratom Treaties. In those days of cheap imported oil, Member States' efforts concentrated on the peaceful use and promotion of nuclear energy as well as on coal, along with the primary user of this commodity, the steel industry. The oil price shocks in the early seventies and eighties demonstrated the vulnerability of the Union and its Member States as regards imported oil (in particular from the Middle East).

As a result of this, the Member States and the Union promoted numerous policies and measures to diversify their fuel mix and decouple economic growth from energy demand in an attempt to curb oil dependency. In the nineties, a period of relatively low oil prices, environmental considerations (in particular, greenhouse gas (GHG) emissions — the Kyoto protocol) and the creation of single, competitive electricity and gas markets across the EU have been the major drivers in shaping EU energy policy. The more recent oil price volatility, along with disruptions in supply via pipelines of Russian gas have made energy re-emerge as a major preoccupation of the EU and its Member States. In response to this, the Commission published a Green Paper on energy where sustainability, competitiveness and security of supplies are defined as the three dimensions of energy strategy. The key challenges for EU energy policy are:

- Completing the internal market, with the creation of a competitive energy supply across the EU and ensuring that distribution and transmission systems allow equal access to third parties;
- Diversification of the fuel mix in electricity generation to foster sustainability, with the promotion of combined heat and power plants (CHP) and renewable energy sources;
- Promotion of energy efficiency in energy end use;
- Promotion of biofuels in transport with a beneficial effect on security of supplies and emissions.

In order to meet the increasing requirements of policymakers for energy monitoring, Eurostat has developed a coherent and harmonised system of energy statistics. Annual data collection covers the 25 Member States of the European Union, as well as the acceding countries of Bulgaria and Romania (which became EU Member States on 1 January 2007), the candidate countries of Croatia and Turkey, and the European Economic Area countries of Iceland and Norway; time-series run back to 1985 for some countries, but are more generally available from 1990. Although not presented in this yearbook, monthly data are also available; these have, in principle, the same geographical coverage as the annual data.



© European Commission

New publications and databases

Statistical references provides you with information about the most recent publications from the Eurostat catalogue. For each theme, we present related issues in the *Data in focus*, *Statistics in focus* series as well as the database domains, which give further information.

Please keep in mind that nearly all Eurostat publications are available in electronic format (PDF) and can be obtained via our Internet site. Hard copies can be purchased from the Publications Office's sales network. For more detailed information concerning the purchase of Eurostat products, please see page 20. All prices indicated are exclusive of VAT and postage and packaging.

These pictograms will help you to identify the specific content as well as the language version(s) available of each Eurostat publication described in this issue of *Statistical references*.



Graphs




Tables



Maps

• Energy — Monthly statistics



Language available:
EN only
Format: PDF
ISSN 0258-3569
Cat. No: KS-BX-07-000
3A-N
Periodical
Size: 1 435 kB

The latest monthly statistics available in Eurostat for energy are presented for each Member State, and Norway. The statistics for the corresponding months in the previous year are also included, as well as the annual statistics for the preceding year as summed-up for the statistics on individual months. Additionally, the statistics for the EU, EU-15 and the euro area are given.

• The use of plant protection products in the European Union




Languages available:
EN only
Format: PDF
ISBN 92-79-03890-72
Cat. No: KS-76-06-669-
EN-N
Size: 8 464 kB



© Phovoir

There is an increasing demand, not only within the European Community, for meaningful and accurate information on the consumption and use patterns of plant protection products. This publication presents the second update of the report from Eurostat on 'The use of plant protection products in the European Union', including for the first time figures for 10 new Member States for the four years preceding their accession to the EU in 2004. It provides statistical information on the estimated consumption of plant protection products, broken down by Member States, treated crops, chemical classes and active substances. Meaningful and reliable data on the use of plant protection products are necessary to monitor the risks related to their use, in particular the risks for the environment. Such data will become an essential tool to measure the progress of the thematic strategy on the sustainable use of pesticides recently proposed by the Commission for adoption by the Council and the Parliament. Before official statistics on the use of plant protection products are delivered by the Member States on a mandatory basis, the estimations of use provided by the European Crop Protection Association (ECPA) are very useful since they are the only detailed data available at crop and active substance level; with the exception of the very few official surveys carried out in some Member States.

• Energy — Energy balance sheets — Data 2003-2004



Languages available:
multilingual DE/EN/FR
Format: PDF
ISBN 92-79-02063-3
ISSN 1725-3144
Cat. No: KS-DM-06-001
Size: 1 900 kB

The current publication, which is exclusively devoted to the global energy balance sheets, presents, for the years 2003 and 2004, the balance sheets expressed in specific units and in tonnes of oil equivalent, for each Member State and candidate country of the European Union, Norway and Iceland. The balance sheets have been constructed according to Eurostat's methodology for energy balances, where all the operations are harmonised on the basis of the energy content of each source and form of energy, without any hypothetical substitutions, nor any calculation of equivalence.


• Energy — Yearly statistics 2004



Languages available:
multilingual DE/EN/FR
Format: paper
ISBN 92-79-02064-1
ISSN 1609-4190
Cat. No: KS-CN-06-001-3A-C
Format: PDF
Size: 1 356 kB

The first chapter of this yearbook covers the characteristic data of energy economics in recent years. The second chapter gives an overall view of the trends for the principal aggregates, taken from the 'energy supplied' balance sheets of the European Union in tonnes of oil equivalent. The Chapters 3–7 give historical series for each energy source for the principal aggregates characterising the structure of energy economics. All EU-25 Member States are covered, the acceding countries Bulgaria and Romania, the Candidate countries Croatia and Turkey, as well as the EEA countries Iceland and Norway.


• Energy, transport and environment indicators pocketbook



Language available:
EN only
Format: paper
ISBN 92-79-02260-1
ISSN 1725-4566
Cat. No: KS-DK-06-001-EN-C
Format: PDF
Size: 4 322 kB

This pocketbook comprises a broad set of data collected by Eurostat and the European Environment Agency. The objective of this publication is to provide an overview of the most relevant indicators on energy, transport and environment, with particular focus on sustainable development. It presents data for the EU Member States, candidate and EFTA countries.

• Panorama of energy — Energy statistics to support EU policies and solutions — 2007 edition



Language available:
EN only
Format: paper
ISBN 92-79-03894-X
Cat. No: KS-76-06-604-EN-C
Format: PDF
Size: 6 746 kB

This first edition of the Panorama on Energy endeavours to deliver global characteristics of the energy situation in Europe, using the most recent official data available in Eurostat. It covers the main energy themes for EU-25 as well as for each individual Member State and quantifies them. Community energy policies receive deserved attention and in order to demonstrate the dynamic nature of the subject and how new policies call for new solutions, a few statistical projects will illustrate recent development work in cooperation with the Member States. A CD-ROM is included which, apart from a substantial amount of documentary information, invites the reader to review statistical data by means of an easy-to-use numerical presentation tool.


• Gas and electricity market statistics — Data 1990–2006



Language available:
EN only
Format: paper
ISBN 92-79-02837-5
ISSN 1830-0472
Cat. No: KS-76-06-289-EN-C
Format: PDF
Size: 7 883 kB

This is a new upgraded Eurostat publication which replaces the previous publications 'Energy prices', 'Gas prices' and 'Electricity prices' and gives an overall quantitative overview of the evolution especially of the liberalised gas and electricity markets. This new publication consists of a 'classical' paper part and an accompanying CD-ROM, where time-series of relevant data, tables, older relevant publications in PDF format, legal acts etc. and other added-value features are included. It is enriched with illustrative texts and graphs, analyses referring to trends and data and provides basic quantitative information on gas and electricity prices, as well as on structures for gas and electricity existing in each country. It also includes statistical information on selected indicators. Reporting countries are all 25 Member States.

- **Ecological Footprint and Biocapacity — The world's ability to regenerate resources and absorb waste in a limited time period**



Languages available:
 EN only
Format: PDF
 ISBN 92-79-02943-6
 Cat. No: KS-AU-06-001-EN-N
 Size: 1 123 kB

The Ecological Footprint (EF) is an indicator which tries to quantify the concept of sustainable consumption. It measures the extent to which humanity is using nature's renewable resources faster than can be regenerated. A brief review of the strengths and shortcomings of the model is provided. Additionally, some other tools measuring the environmental contribution to sustainable development are presented.

- **Environmental statistics in the Mediterranean countries – Compendium 2005**



Languages available:
 EN, FR
Format: paper
 ISBN 92-79-01539-7
 Cat. No:
 KS-74-06-823-EN-C
Format: PDF
 Size: 3 939 kB
 Price (excluding VAT): € 30

This publication is the second environmental statistics compendium produced by Eurostat with data coming from the national statistics offices (NSOs) of the EU's 12 southern and eastern Mediterranean partner countries. It presents the data and the metadata collected within these 12 countries in the framework of the MEDSTAT-Environment project, including a whole set of general indicators plus more specific indicators concerning soils, forests, water, marine environment, biodiversity, atmospheric pollution and production and treatment of solid wastes. Certain tables help to make comparisons at a regional level, while others illustrate the historical evolution at a national level.

STATISTICS IN FOCUS

Gas prices for EU households and industrial consumers on 1 July 2006 — Issue No 19/2006

Product code: KS-NQ-06-019
PDF file: 150 kB — *Issue date:* 15.12.2006

Environmental taxes in the European economy 1995-2003 — Issue No 1/2007

Product code: KS-SF-07-001
PDF file: 116 kB — *Issue date:* 8.1.2007

The Mediterranean in 2020 — Issue No 15/2006

Product code: KS-NQ-06-015
PDF file: 180 kB — *Issue date:* 6.12.2006

DATABASES

Web pages dedicated to energy indicators

More information about:

Primary energy production and imports
 Electricity generation
 Consumption of energy
 Prices

can be found at Eurostat's website http://epp.eurostat.ec.europa.eu/pls/portal/url/page/SHARED/PER_ENVENE

Detailed information on the following sub-themes:

- Environment statistics
- Energy
 - Energy quantities
 - Energy prices
 - Energy indicators
 - Nuclear power stations



© Phovoir


• Europe in figures — Eurostat yearbook — 2006/07 (with CD-ROM)



Languages available: DE, EN, FR
Format: paper with CD-ROM
 ISBN 92-79-02489-2
 ISSN 1681-4789
 Cat. No: KS-CD-06-001-EN-C
Format: PDF; also available by chapters
 Size: 14 662 kB
 Price (excluding VAT): € 30

Europe in figures — Eurostat yearbook 2006/07 — presents a comprehensive selection of statistical data on the European Union, its Member States and candidate countries. Most data cover the period 1995–2005 and some data include other countries such as the USA and Japan. With almost 400 statistical tables, graphs and maps, the yearbook treats areas such as population ne pas couper le mot areas, education, health, living conditions and welfare, the labour market, the economy, international trade, industry and services, science and technology, the environment, agriculture, forestry and fisheries, and European regions. This edition's spotlight chapter deals with energy statistics. The paper version includes a CD-ROM with the electronic version of the yearbook in PDF, all tables and graphs in Excel format, as well as further information. The yearbook may be viewed as an introduction to European statistics and provides guidance to the vast range of data freely available from the Eurostat website (<http://ec.europa.eu/eurostat>).

• Regions — Statistical yearbook 2006



Languages available: DE, EN, FR
Format: paper with CD-ROM
 ISBN 92-79-01799-3
 ISSN 1681-9306
 Cat. No: KS-AF-06-001-EN-C
Format: PDF; also available by chapters
 Size: 29 000 kB
 Price (excluding VAT): € 30

The 2006 edition of this publication covers more than 250 regions of the EU Member States. The regions are defined according to the level 2 of the nomenclature of territorial units for statistics (NUTS 2003). The publication contains chapters on population, GDP, household accounts, labour market, labour productivity, urban statistics, science, technology and innovation, structural business statistics, health, transport and agriculture. New in the 2006 version is the chapter on labour productivity. The regional diversity of Europe is shown in the form of maps and graphs, commented by texts. A CD-ROM contains the data series used to draw the maps, the PDF versions of each of the three language editions of the yearbook and documentation on the NUTS 2003 nomenclature.

• Measuring progress towards a more sustainable Europe — Sustainable development indicators for the European Union — Data 1990–2005



Languages available: DE, EN, FR
Format: paper
 ISBN 92-894-9768-8
 Cat. No: KS-68-05-551-EN-C
Format: PDF
 Size: 7 276 kB
 Price (excluding VAT): € 30

This publication, aimed at the general public as well as decision-makers, provides a first progress report on the implementation of the sustainable development strategy, launched by the European Council in Gothenburg in 2001. It focuses on quantitative trends, restricting the analysis to the set of sustainable development indicators (SDI) adopted

by the European Commission in February 2005, and provides a useful complement to the Commission's communication on the review of the sustainable development strategy. Trends are assessed against policy objectives to inform the readers about



© Phovoir

the achievements, trade-offs, and failures in achieving the commonly agreed objectives. The data presented cover the period from 1990 to 2005 (or the latest year available). The emphasis is on the visualisation of trends — the actual data can be downloaded from the Eurostat SDI webpage (special topic 'Sustainable Development' on Eurostat's website). The wide range of themes covered illustrates both the practical implications of sustainable development for EU citizens, and the complexity of issues involved. This report should contribute to raising awareness of the opportunities and challenges lying ahead.

• EU integration seen through statistics — Key facts of 18 policy areas



Language available:
EN only
Format: paper
ISBN 92-79-00453-0
ISSN 1725-2784
Cat. No: KS-71-05-691-
EN-C
Format: PDF
Size: 2 815 kB

This publication presents key statistical facts on 18 major European policy areas. The statistics show the progress the European Union has made but also the issues that remain. Subjects such as world trade, government debt, migration, environment, information society and dependency on energy imports are treated. The publication provides an overview on similarities and differences between the economies and societies of the EU. The statistical information is generally given both for the total of the European Union (EU-25 or EU-15) and for its Member States. When available, statistics are also provided for EU candidate countries, Japan, the United States and other countries.

• Statistical portrait of the European Union 2007 — 50 years of the Treaty of Rome establishing the European Economic Community



Language available: EN only
Format: paper
ISBN 92-79-02770-0
Cat. No: KS-76-06-276-
EN-C
Format: PDF
Size: 2 000 kB

This brochure is the third edition of a series of publications that are distributed at the end of each year. It celebrates the 50th anniversary of the signing of the Treaty of Rome establishing the European Economic Community (EEC), which occurred on 25 March 2007. This publication presents a collection of statistical indicators relating to the different areas covered by the preamble to the treaty, tracing the evolution of the European Community over the last five decades. Each of the eight points covered by the preamble to the Treaty is covered in this publication with a short summary of policy developments and a description of the accompanying statistics. In addition, three other sections have been added to the publication, in relation to the European Coal and Steel Community (ECSC), Euratom and Amsterdam Treaties, with information on coal and steel, energy, and education and lifelong learning opportunities.

• Key figures on Europe – Statistical pocketbook 2006 – Data 1995-2005



Language available: EN only
Format: paper
ISBN 92-79-01849-3
Cat. No: KS-EI-06-001-
EN-C
Format: PDF
Size: 2 864 kB

This publication has the objective of providing users with a balanced set of statistical data about the economic and social development of the European Union. It covers mainly data from 1995 to 2005. The presentation largely follows the statistical themes of Eurostat's dissemination database. Data are generally provided for the European Union, the euro area and the EU Member States. When available and appropriate, data are added for candidate countries, EEA/EFTA countries, Japan and the United States.

• Pocketbook on Candidate Countries and Western Balkan Countries – 2006 edition



Language available: EN only

Format: paper

ISBN 92-79-00338-0

Cat. No: KS-70-05-899-EN-C

Format: PDF

Size: 3 628 kB

This extensive pocketbook on Candidate countries and Western Balkan countries should serve as a working tool for all interested in the enlargement process and cooperation with Western Balkan countries. Covering the years 1995 to 2004, the pocketbook contains tables and graphs on demography, education, social conditions and labour force, national accounts and finance, agriculture, energy, industry, construction and services, transport, communications and information society, as well as external trade, research and development and environment. A short commentary on the data and methodological notes are also included. The pocketbook contains most of the structural indicators that were adopted by the European Council to monitor the Lisbon competitiveness strategy.

• Eurostatistics — Data for short-term economic analysis — Monthly



Language available: EN only

Format: paper

ISSN 1725-811

Cat. No: KS-BJ-07-000-EN-C

Subscription code: VHI000

Price per copy (excluding VAT): € 20

Annual subscription price (excluding VAT): € 180

Format: PDF

Size: 6 766 kB

Eurostatistics — Data for short-term economic analysis — shows the evolution of the economic activity in the European Union, euro area and Member States. This monthly review gives a synthetic picture of the macroeconomic situation in the recent past. It contains monthly and quarterly macroeconomic data presented following an economic classification of the indicators such as: output, demand, income, prices, labour market, external transactions, monetary and financial markets.

• MEDSTAT — Euromediterranean statistics



Languages available: EN, FR and Arabic

Format: paper

ISBN 92-79-00327-5

ISSN 1561-4034

Cat. No: KS-DI-05-001-EN-C

Format: PDF

Size: 2 072 kB

Presentation of main socioeconomic indicators for Mediterranean countries. Last update of general interest data in the framework of actions to launch the MEDSTAT programme on the occasion of the 10th anniversary of the Barcelona Declaration.

STATISTICS IN FOCUS

Regional unemployment in the European Union, Bulgaria and Romania in 2005 - Issue No 1/2006

Product code: KS-DN-06-001

PDF file: 300 kB — Issue date: 16.11.2006


DATABASES

Detailed information on the following sub-themes:

- European and national short-term indicators
- Structural indicators
- Regional statistics
- Urban audit
- Sustainable development indicators



• Government finance statistics — Summary tables



Language available: EN only

Format: PDF

ISSN 1725-9819


Cat. No: KS-EK-07-001-

EN-N

Size: 744 kB

The tables in this publication present government finance statistics (GFS) data by Member State, and for the EU-25 and Eurozone. The GFS presentation shows, in an integrated way: government revenue, government expenditure, government deficit, transactions in assets, transactions in liabilities, other economic flows, and balance sheets. It gives a clear picture of the links between these data. The publication is intended primarily for national governments, Central Banks, economic analysts and academics with an interest in government finance, though could also be of interest to the wider public. Other publications on the same subject: Eurostat Manual on Government Deficit and Debt, Structure of Taxation systems in the EU and GFS website. The value-added in comparison with other publications is to give an overview of government finances from several angles with consistency information. The publication covers an 11-year period (1996–2006).

• European Union international trade in services – Analytical aspects – Data 1997-2005



Language available: EN only

Format: PDF

Cat. No: KS-EB-07-001-

EN-N

Size: 1 594 kB

This publication concerns EU international transactions in services between 1997 and 2005, and is divided into two parts. The first part is analytical and gives the most recent portrait of European Union (EU-25, EU-15) international transactions. It highlights the main trends of EU trade in services in 2005 and underlines the results of the EU with its main partner zones. The second part presents statistics on international trade in services of the EU-25 and EU-15 with partner World, Extra-EU-25/EU-15, Intra-EU-25/EU-15, Canada, the United States and Japan, for the main services items and 44 items of internationally tradable services. The period covered is from 1997 to 2005. Statistics are also available for 2005 on the geographical breakdown (in relation to 50 countries and partner zones and 17 items) of services of the EU-25, the EU-15, Norway, the United States and Japan.

• EC economic data pocketbook — Quarterly publication



Language available: EN only

Format: paper

ISSN 1026-0846

Cat. No: KS-CZ-07-001-

EN-C

Format: PDF

Size: 4 164 kB

The EC economic data pocketbook is a handy collection of economic data from different domains, covering the European aggregates, EU Member States and its main economic partners. The publication focuses on the structural aspects of the EU economy; consequently, most of the data given are annual, complemented by selected monthly and quarterly indicators.



• European Union foreign direct investment — Yearbook 2006 — Data 1999–2004



Language available: EN only

Format: paper

ISBN 92-79-01856-6

ISSN 1605-2935

Cat. No: KS-BK-06-001-EN-C

Format: PDF

Size: 5 669 kB

Foreign direct investment (FDI) plays a key role in the globalisation process and is an important element affecting international relations. An international investment is classified as FDI when at least 10 % of the capital of the target enterprise is acquired. The pocketbook provides detailed data on EU — FDI for recent years (mainly 1999–2004), for both EU FDI abroad and FDI into the EU. It provides an overview of the position of the EU in World FDI and a comparison with the US. For EU FDI abroad, a particular focus is put on EU FDI in emerging countries. Finally, FDI data with major partners are detailed according to the kind of activity in which the investment takes place. Data focus on the EU as whole and, to a lesser extent, on the Member States.

STATISTICS IN FOCUS

EU International Trade in Services in 2005 — Issue No 29/2007

Product code: KS-SF-07-029

PDF file: 117 kB — Issue date: 13.3.2007

Harmonised Indices of Consumer Prices — December 2006 — Issue No 17/2007

Product code: KS-SF-07-017

PDF file: 122 kB — Issue date: 6.2.2007

Stock-flow adjustment in government accounts — Issue No 26/2006

Product code: KS-NJ-06-026

PDF file: 190 kB — Issue date: 14.12.2006

Regional GDP in the EU, the accession countries and Croatia in 2003 — Issue No 17/2006

Product code: KS-NJ-06-017

PDF file: 420 kB — Issue date: 28.8.2006

DATABASES

Detailed information on the following sub-themes:

- Balance of payments — International Transactions
- Exchange rates and interest rates
- Financial accounts
- Monetary and other financial statistics
- Prices
- Harmonised indices of consumer prices
- National accounts (including GDP)
- Government statistics



© Phovoir

POPULATION AND SOCIAL CONDITIONS

• Population statistics (with CD-ROM)



Languages available: DE, EN, FR

Format: paper

ISBN 92-79-01642-3

ISSN 1725-8670

Cat. No: KS-EH-06-001-EN-C

Format: PDF

Size: 7 955 kB

Price (excluding VAT): € 20

The publication provides statistical information on all major demographical aspects in the EU: population change, composition, fertility, mortality, international migration, nuptiality, population projections, regional data. Next to the tables, it contains explanatory texts, graphs and maps. The paper version includes a CD-ROM (English/French/German)

- **European social statistics — Social protection — Expenditure and receipts**
Data 1996–2004



Language available: EN only
Format: PDF only
ISBN 92-79-04582-2
ISSN 1681-9365
Cat. No: KS-DC-07-001-EN-N
Size: 1 316 kB

The publication includes data (1996-2004) on expenditure and receipts of social protection schemes. The data are drawn up according to the ESSPROS Manual 1996. ESSPROS stands for European System of integrated Social Protection Statistics, a harmonised system providing a means of analysing and comparing social protection financial flows. Expenditure of social protection schemes is broken down into social benefits, administration costs and other expenditure. Social benefits are classified by function: sickness/health care, disability, old age, survivors, family/children, unemployment, housing and social exclusion. Receipts of social protection schemes comprise social contributions, general government contributions and other receipts.

- **Living conditions in Europe (pocketbook) — Data 2002–2005**



Language available: EN only
Format: paper
ISBN 92-79-03262-3
ISSN 1725-5988
Cat. No: KS-76-06-390-EN-C
Format: PDF
Size: 2 873 kB

This pocketbook provides a comprehensive picture of the current living conditions in the 25 Member States, the two acceding States and three candidate States of the European Union as well as in the four EFTA States. Different areas of the social field are described by a selection of indicators which are presented in tables and graphs and accompanied by a short commentary. Data are drawn from sources available in Eurostat, such as the European Union Labour Force Survey.

- **Comparable time use statistics — Main results for Spain, Italy, Latvia, Lithuania and Key data on education in Europe — 2005 edition**



Languages available: EN, FR
Format: paper
ISBN 92-894-9422-0
ISSN 1725-1621
Cat. No: NC-AF-05-001-EN-C
Format: PDF
Size: 5 700 kB
Price (excluding VAT): € 30



© Phovoir

This sixth edition provides an exceptionally wide-ranging overview of the functioning of education systems and the participation of young people at all levels of education. It contains 153 indicators in six subject-based chapters. Besides data on the context, participation in education at all educational levels, graduation rates and human and financial resources, the book also offers detailed information on several key aspects of how education is administered and structured. This applies in particular to decision-making levels, the autonomy of schools and procedures for evaluating the education system. One chapter is also devoted to teaching time, the grouping of pupils and their assessment. Each topic is discussed using information from Eurydice on methods of management and implementation. This is supplemented by statistical material derived from various Eurostat data collections. Certain data obtained from international surveys (PISA 2003 and 2000, and PIRLS 2001) provide further insight into the topics examined.

DATA IN FOCUS

Labour market latest trends — Second quarter 2006 data — Issue No 1/2007

Product code: KS-QA-07-001

PDF file: 130 kB — Issue date: 22.2.2007

STATISTICS IN FOCUS

Social protection in the European Union — Issue No 14/2006

Product code: KS-NK-06-014

PDF file: 230 kB — Issue date: 23.10.2006

The entrepreneurial gap between men and women — Issue No 30/2007

Produktcode: KS-SF-07-030

PDF-Datei: 120 kB – Veröffentlichungstag: 22.3.2007

The Internet and other computer networks and their use by European enterprises to do e-Business — Issue No 28/2006

Product code: KS-NP-06-028

PDF file: 195 kB — Issue date: 22.12.2006

People outside the labour force: Female inactivity rates down — Issue No 18/2006

Product code: KS-NK-06-018

PDF file: 120 kB — Issue date: 12.12.2006

Labour market latest trends - Issue No 1/2007

Product code: KS-QA-07-001

PDF file: 130 kB — Issue date: 22.2.2007

Causes of death in the EU - Issue No 10/2006

Product code: KS-NK-06-010

PDF file: 520 kB — Issue date: 7.7.2006

DATABASES

Detailed information on the following sub-themes:

- Demography
- Education
- Training
- Labour market
- Employment and unemployment
- Job vacancy survey
- Earnings and labour costs
- Labour market policy
- Industrial disputes
- Health
- Income and living conditions
- Social protection
- International migration and asylum
- Tourism
- Telecommunication services
- Information society statistics



© Phovoir

INDUSTRY, TRADE AND SERVICES

• European business — Facts and figures — 2006 edition (with CD-ROM)



Language available: EN only

Format: paper, with CD-ROM

ISBN 92-79-03351-4

Cat. No: KS-BW-06-001-EN-C

Format: PDF; also available by chapters

Size: 19 393 kB

Price (excluding VAT): € 40

This publication gives a comprehensive picture of the structure, development and characteristics of the European business economy. It presents the latest available statistics from a wide selection of statistical sources describing production and employment; country specialisation and regional distribution; cost structures; productivity and profitability; the importance of small and medium-sized enterprises (SMEs); workforce characteristics; external trade, and more. The accompanying CD-ROM presents the paper publication in an easily accessible format. The CD-ROM also contains the graphs and tables from the publication and additional, more detailed data in Excel format, as well as a means of easily accessing the most up-to-date live data on the Eurostat website and a large amount of background information.


- Key figures on European business — with a special feature section on SMEs — Data 1995–2005



Language available: EN only
 Format: paper
 ISBN 92-79-02576-7
 Cat. No: KS-DH-06-001-EN-C
 Format: PDF
 Size: 3 311 kB

This publication summarises the main features of European business and its different activities in a concise and simple manner. It includes a special feature section on SMEs, which presents an analysis of the different characteristics of micro, small, medium and large enterprises. The publication is also intended to function as a showcase for and introduction to the data available in this field. The focus is on structural business statistics: both the more traditional business statistics which are disseminated regularly, but also specific information compiled on a multi-yearly basis and the latest results from development projects on topics of key political interest.

- Panorama on tourism (with CD-ROM)



Language available: EN only
 Format: paper, with CD-ROM
 ISBN 92-79-01522-2
 Cat. No: KS-74-06-912-EN-C
 Format: PDF
 Size: 2 024 kB
 Price (excluding VAT): € 20

The publication gives an overview on tourism in the EU Member States, candidate and EFTA countries. It focuses on general facts in tourism that remain stable over time. This includes recent trends, the tourism behaviour of Europeans and details on tourism in the countries. The period from 2000 to 2004 and the year 1995 are covered. This publication consists of tables and graphs with short analysis and includes a CD-ROM containing more detailed tables. The CD-ROM has been published for several years under the title 'Tourism statistics yearbook'.

- Quarterly panorama on European business statistics




Language available: EN only
 Format: PDF
 ISSN 1725-485X
 Cat. No: KS-DL-06-001-EN-N
 Size: 2 853 kB

The Quarterly panorama of European business statistics is a tool to follow the evolution of the short-term trends of the European economy in the industrial, construction, trade and other service sectors. The panorama is now a web-publication available also through a dedicated section on the Eurostat website.



© Phovoir

• Tourism statistics — Pocketbook — Data 2000–2005



Language available: EN only
 Format: paper
 ISBN 978-92-79-04960-6
 Cat. No: KS-DS-07-001-EN-C
 Format: PDF
 Size: 3 394 kB

This pocketbook introduces both the expert and non-expert reader with a wide range of statistics relating to tourism in Europe. The data covers the period 2000 to 2005. The figures presented in this publication cover on the one hand the supply of collective tourist accommodation in Europe, giving information on the available capacity in hotels and other types of collective accommodation and the tourist flows they receive. On the other hand, it illustrates the travel behaviour of Europeans, giving information on their domestic and outbound trips. The publication focuses in a first part on the tourism industry and the tourism market while a second part includes country profiles with more detailed facts and figures for the Member States of the European Union and EFTA as well as some candidate countries.

STATISTICS IN FOCUS

Main features of the services sector in the EU — Issue No 19/2007

Product code: KS-SF-07-019

PDF file: 123 kB — Issue date: 20.2.2007

Short-term statistics — Focus on the services turnover index — Issue No 18/2007

Product code: KS-SF-07-018

PDF file: 110 kB — Issue date: 16.2.2007

Structure and performance of the business economy in Bulgaria and Romania — Issue No 3/2007

Product code: KS-SF-07-003

PDF file: 80 kB — Issue date: 9.1.2007

The demand for services: external but local provision — Issue No 26/2006

Product code: KS-NP-06-026

PDF file: 110 kB — Issue date: 2.12.2006

The profile of the successful entrepreneur — Issue No 29/2006

Product code: KS-NP-06-029

PDF file: 145 kB — Issue date: 24.11.2006

The impact of other transport equipment on the new orders index — Issue No 25/2006

Product code: KS-NP-06-025

PDF file: 120 kB — Issue date: 27.10.2006

Winter season tourism trends 2005–2006 — Issue No 30/2006

Product code: KS-NP-06-030

PDF file: 100 kB — Issue date: 6.6.2006

Tourism and the Internet in the European Union — Issue No 20/2006

Product code: KS-NP-06-020

PDF file: 850 kB — Issue date: 18.8.2006


DATABASES

Detailed information on the following sub-themes:

- Structural Business statistics
- European Business trends — Monthly and quarterly short-term statistics
- Statistics by Product (Prodcom)
- Tourism including:
 - Capacity of collective tourist accommodation: establishments, bedrooms and bed places
 - Occupancy in collective accommodation establishments: domestic and inbound tourism
 - Tourism demand: domestic and outbound tourism (excluding day-trips)
 - Employment in the tourism sector (Source: Labour Force Survey 'LFS')

AGRICULTURE AND FISHERIES


• Agricultural statistics — Data 1995–2005 — Pocketbook



Language available: EN only
 Format: paper
 ISBN 92-79-02955-X
 ISSN 1830-463X
 Cat. No: KS-ED-07-001-EN-C
 Format: PDF
 Size: 2 332 kB

This publication presents selected tables and graphs providing an overview on developments and the situation in the agricultural sector of the European Union and also presents some data on rural development. Most data are presented for the 27 Member States of the European Union.

• Fishery statistics — Data 1990–2005



Language available: EN only

Format: paper

ISBN 92-79-02954-1

ISSN 1830-5075

Cat. No: KS-DW-06-001-

EN-C

Format: PDF

Size: 1 628 kB

This pocketbook contains summary tables for EEA and EU candidate countries on catches by fishing region, aquaculture production, total production, landings in EEA ports, trade in fishery products, supply balance sheets, the EEA fishing fleet and on the number of fishermen.

• From farm to fork statistics — Pocketbook



Language available: EN only

Format: paper

ISBN 92-79-00429-8

Cat. No: KS-51-05-473-

EN-C

Format: PDF

Size: 6 259 kB

This pocketbook provides the reader with statistical information on how the food chain evolves in Europe. It gives a summary of the data currently available in the 'Food: from farm to fork' database of Eurostat, including different indicators for each step of the production-consumption chain. The structure follows the approach taken by the European Commission on food safety policy.

STATISTICS IN FOCUS

EU Agricultural Income +3.8 % (real terms) in 2006 — Issue No 38/2007

Product code: KS-SF-07-038

PDF file: 115 kB — Issue date: 29.3.2007

Farm structure in (all Member States) —2005

Product code: KS-SF-07-

Issue date: from March to May 2007

PDF file

EU-25 catches in NE Atlantic continue to decrease — Issue No 10/2007

Product code: KS-SF-07-010

PDF file: 950 kB — Issue date: 16.1.2007

The Mediterranean is the third most important region for EU-25 fisheries — Issue No 4/2007

Product code: KS-SF-07-004

PDF file: 215 kB — Issue date: 11.1.2007

DATABASES

Detailed information on the following sub-themes:

- Economic accounts for agriculture and forestry
- Structure of agricultural holdings
- Agricultural information system
- Animal feed
- Fishery statistics
- Agricultural prices and price indices
- Forestry statistics
- Food
- Organic farming



• External and intra-European Union trade — Statistical yearbook — Data 1958–2005



Language available: EN only
 Format: PDF
 ISBN 92-79-00841-2
 ISSN 1606-3481
 Cat. No: KS-CV-06-002-EN-N
 Size: 1 879 kB

The yearbook on external and intra-European Union trade provides data on long-term trends in the trade of the European Union and its Member States. In particular, it contains annual statistics on the trade flows of the EU with its main trading partners on the one hand and between the Member States on the other. These statistics are broken down by major product groups. The publication also includes extra chapters on the trade of candidate countries and EFTA members.

• External and intra-European Union trade — Monthly statistics



Language available: EN only
 Format: PDF
 ISSN 1725-700X
 Cat. No: KS-AR-07-000-EN-N
 Periodical
 Size: 3 581 kB

The monthly bulletin on external and intra-European Union trade provides data on short-term trends in the trade of the European Union and its Member States. In particular, it contains monthly statistics on the trade flows of the EU with its main trading partners on the one hand and between the Member States on the other. These statistics are broken down by major product groups. The publication includes the first estimates for EU and euro area.

• Intra- and extra-EU trade data Combined nomenclature (DVD) Comext



Format: Monthly DVD
 Languages available: Trilingual edition in DE/EN/FR
 ISSN 1017-6594
 Cat. No: KS-CK-07-000-3A-Z
 Periodical
 Subscription code: OCDR00
 Single copy price (excluding VAT): € 40
 Annual subscription price (excluding VAT): € 210

This DVD-ROM is published monthly. It contains statistics of trade of Member States (27 countries), classifications of countries and products, methodological notes, notes on the state of data availability and the user manual. In addition, it includes the Europroms data (European production and market statistics).

STATISTICS IN FOCUS

Extra EU-25 trade in goods by mode of transport — Issue No 2/2006

Product code: KS-NO-06-002

PDF file: 106 kB — Issue date: 20.9.2006

Trade between EU-25 and neighbouring countries by mode of transport — Issue No 1/2006

Product code: KS-NO-06-001

PDF file: 182 kB — Issue date: 20.9.2006

DATABASES

Detailed information on the following sub-themes:

- External trade long-term indicators
- External trade short-term indicators
- External trade detailed data

TRANSPORT

- **Transport by air and sea — National and international intra- and extra EU — CD-ROM — 2007 edition**



Detailed statistics on passenger and freight transport by air and sea for the EU Member States, candidate and EEA countries 2004/05.

Language available: EN only
Format: CD-ROM
ISBN 978-92-79-04620-9
ISSN 1830-6209
Cat. No: KS-DG-07-001-EN-Z

- **Energy, transport and environment indicators pocketbook**




This pocketbook comprises a broad set of data collected by Eurostat and the European Environment Agency. The objective of this publication is to provide an overview of the most relevant indicators on energy, transport and environment, with particular focus on sustainable development. It presents data for the EU Member States, candidate and EFTA countries.

Language available: EN only
Format: paper
ISBN 92-79-02260-1
ISSN 1725-4566
Cat. No: KS-DK-06-001-EN-C
Format: PDF
Size: 4 322 kB



© European Commission

• Glossary for transport statistics — 2004 edition



Languages available: EN, FR
Format: paper
ISBN 92-894-4942-X
Cat. No: KS-BI-03-002-EN-C
Format: PDF
Size: 792 kB

The Glossary for transport statistics was published for the first time in 1994 with the purpose of assisting member countries during the collection of data on transport made by the UNECE, ECMT and Eurostat through the Common Questionnaire. The Glossary now comprises 533 definitions and represents a point of reference for all those involved in transport statistics.

STATISTICS IN FOCUS

Trends in road freight transport 1999-2005 — Issue No 27/2007

Product code: KS-SF-07-027
PDF file: 105 kB — Issue date: 8.3.2007

Rail freight transport 2005 — Issue No 16/2007

Product code: KS-SF-07-016
PDF file: 120 kB — Issue date: 6.2.2007

EU road safety 2004: Regional differences — Issue No 14/2007

Product code: KS-SF-07-014
PDF file: 2 300 kB — Issue date: 6.2.2007

DATABASES

Detailed information on the following sub-themes:

- Railway transport
- Road transport
- Inland waterways transport
- Oil pipeline transport
- Maritime transport
- Air transport



©European Commission

SCIENCE AND TECHNOLOGY

• Science, technology and innovation in Europe



Language available: EN only
Format: paper
ISBN 92-79-02577-5
Cat. No: KS-76-06-203-EN-C
Format: PDF
Size: 5 561 kB
Price (excluding VAT): € 25

This publication presents statistics on Europe's recent performance in research and development, innovation, high-tech industries and knowledge-based services, patenting and human resources in science and technology. Relevant and meaningful indicators in these areas are paramount in informing the public and policy-makers as to where Europe stands in moving towards more knowledge and growth. This information is also necessary to bet-



© Phovoir

ter gauge how Europe is evolving, compared with the United States, Japan, China, the Russian Federation and other main economies.

• Science and technology in Europe — Data 1990-2004 — Pocketbook



Language available: EN only
 Format: paper
 ISBN 92-894-8798-4
 ISSN 1725-5821
 Cat. No: KS-EA-06-001-EN-C (GBAORD)); Patents; High Technology; regional overview of S&T, looking at the top European regions and at the best performing region of each country; human resources in S & T fields (HRST); main conclusions of the Community Innovation Statistics 2002/2003. Another chapter gives some general statistics concerning population, gross domestic product (GDP) and employment.

This publication presents statistical data and indicators based on a number of data sources available at Eurostat (mainly related to science, technology, innovation and regions). It provides the reader with statistical information to appreciate the evolution and composition of science and technology (S & T) in Europe and its position with regard to its partners. The pocketbook is divided into nine chapters among which: Key R & D input and output indicators (R & D expenditure, R & D personnel and Government budget appropriations or outlays on R & D (GBAORD)); Patents; High Technology; regional overview of S&T, looking at the top European regions and at the best performing region of each country; human resources in S & T fields (HRST); main conclusions of the Community Innovation Statistics 2002/2003. Another chapter gives some general statistics concerning population, gross domestic product (GDP) and employment.

• Oslo manual 2005



Languages available: EN, FR
 ISBN 92-64-01308-3
 Coeditor: OECD

Guidelines for collecting and interpreting innovation data.

The ability to determine the scale of innovation activities, the characteristics of innovating firms, and the internal and systemic factors that can influence innovation is a prerequisite for the pursuit and analysis of policies aimed at fostering technological innovation. The Oslo Manual is the foremost international source of guidelines for the collection and use of data on innovation activities in industry. This second edition has been updated to take account of the progress made in understanding the innovation process, the experience gained from the previous round of innovation surveys, the extension of the field of investigation to other sectors of industry and the latest revisions of international standard classifications.

DATA IN FOCUS

Postal Services in Europe — Issue No 2/2007
 Product code: KS-QA-07-002
 PDF file: 140 kB — Issue date: 21.3.2007

STATISTICS IN FOCUS

R & D expenditure and personnel — Issue No 23/2007
 Product code: KS-SF-07-023
 PDF file: 130 kB — Issue date: 23.2.2007

High-technology patent applications to the European Patent Office — Issue No 20/2007
 Product code: KS-SF-07-020
 PDF file: 105 kB — Issue date: 20.2.2007

Science graduates are younger and better employed — Issue No 18/2006
 Product code: KS-NS-06-018
 PDF file: 148 kB — Issue date: 29.11.2006

DATABASES

Detailed information on the following sub-themes:

- Research and development
- Employment in high technology sectors
- Human resources in science and technology
- Survey on innovation in EU enterprises
- Research and development: government budget appropriation or outlays on R & D
- European and US patenting systems



© Phovoir

Eurostat in Brief

Eurostat is the statistical office of the European Communities, established in 1953.

Eurostat's mission is to gather figures from the different European statistical offices in order to provide comparable and harmonised data for the European Union to use in the definition, implementation and analysis of Community policies.

Eurostat's statistical products and services are also of great value to Europe's business community, academics, think tanks, librarians, non-governmental organisations (NGOs), the media and citizens. The data are organised into the nine areas covered by Eurostat.

Eurostat's core service is the provision of accurate, reliable and up-to-date statistical data at the European level.

Eurostat collects official data from national statistical offices and other organisations and harmonises them. It thus obtains readily comparable data for the European Union as a whole, as well as for the individual Member States and other EU partner countries.

Eurostat offers a comprehensive range of printed and electronic publications that, collectively, cover all areas of European statistics, and at every level of detail.

Whatever your area of specialisation is — whether you need just statistics or in depth coverage, with tables, graphs, maps and detailed analysis on your preferred theme — you are sure to find products that meet your specific requirements.

Providing access to the vast quantities of data Eurostat maintains is a natural spin-off from its core service. This comprises three distinct but related channels of dissemination:



© European Commission



© European Commission

• Eurostat Website

The Eurostat website provides direct access to all publications in PDF format, press releases, key indicators and detailed data from our databases. All these products can be downloaded free of charge (<http://ec.europa.eu/eurostat>).

• Eurostat publications

Eurostat publications provide access to both general and specialised information on the entire scope of European statistics. Hard copies of Eurostat publications (paper, CD-ROM) can be purchased from the Office for Official Publications of the European Communities sales network. This Office operates an extensive network of sales offices throughout Europe and beyond, from which you can obtain all Eurostat hard copy publications. Online orders are possible via its website (http://publications.europa.eu/others/agents/index_en.htm).

NB: All prices indicated are exclusive of VAT and shipping charges. For orders, the national VAT will be applied.

• Eurostat tables

Key indicators on EU policy are presented in predefined tables in HTML format.



© European Commission

Report to the European Council on the implementation of the Lisbon Strategy. The structural indicators cover the six domains of general economic background, employment, innovation and research, economic reform, social cohesion and environment. The Commission presented for the first time a shortlist of 14 indicators to be included in the statistical annex to its Spring Reports in 2004.

Sustainable development indicators

The renewed EU Sustainable Development Strategy, adopted by the European Council in June 2006, aims to reconcile economic development, social cohesion and protection of the environment. Monitoring progress towards this overarching goal is an essential part of the Strategy. The aim of these pages is to present a set of

Euro-indicators (Short-term indicators)

They show in some 300 tables the short-term economic data available for the euro area and the EU, as well as for Member States. They cover the following topics: balance of payments; business and consumer surveys; consumer prices; external trade; industry, commerce and services; labour market; monetary and financial indicators; national accounts. A Euro-indicators release calendar is also available.

Long-term indicators

Some 700 tables on many areas of life, work, the economy and the environment in the EU can easily be accessed.

Structural indicators

The database contains some 130 structural indicators used to underpin the Commission's analysis in the Annual Progress

indicators being developed to monitor, assess and review the strategy. The database contains some 140 tables which are organised within 10 themes reflecting the political priorities of the Strategy: economic development, poverty and social exclusion, ageing society, public health, climate change and energy, sustainable production and consumption, management of natural resources, transport, good governance, and global partnership.

Eurostat databases and metadata

The macroeconomic and social databases were created for all those who require high-quality statistical information as an aid to decision-making. Hundreds of millions of data are available. They are subdivided into several domains, each covering a specific sector. Links to the methodology applied following the common 'statistical documentation on dissemination standards' (SDDS) provide full information to specialised users. The data are available in multidimensional tables.

Statistics in focus

Global subscription 2007 (all themes) — Paper


Subscriptions always refer to a calendar year (January to December) and are payable in advance. This collection is published regularly by Eurostat and provides up-to-date summaries of the main results of statistical surveys, studies and analysis. It is published for all themes and consists of four or eight pages per issue. Eurostat issues around 200 'Statistics in focus' per year.

Subscription code: VAZ000EN-07

Price: € 240

• **Taxation trends in the European Union**
Data for the EU and Norway

Cat. No: KS-DU-07-001-EN-C ISBN
 978-92-79-04865-4



This report contains a detailed statistical and economic analysis of the tax systems of the Member States of the European Union and Norway. The data are presented within a unified statistical framework (the ESA95 harmonised system of national and regional accounts), which makes it possible to assess the heterogeneous national tax systems on a fully comparable basis.

The standard classifications of tax revenues (by major type of tax or by level of government) presented in most international tax revenue statistics are hard to interpret in economic terms.

This publication stands out for offering a breakdown of tax revenues by economic function (i.e. according to whether they are raised on consumption, labour or capital).

This classification is based on disaggregated tax data and on a breakdown of the revenue from the personal income tax. In addition, the report contains indicators of the average effective tax burden on consumption, labour and capital.


Country chapters give an overview of the tax system in each of the 28 countries covered, the revenue trends and the main recent policy changes. Detailed tables allow comparison between the individual countries and European averages. Data cover the 1995-2005 period and are presented both as a percentage of GDP and as a percentage of total taxation.



© European Commission

• **Panorama of Energy Energy statistics to**
support EU policies and solutions

Cat. No: KS-76-06-604-EN-C
 ISBN 92-79-03894-X



This first edition of the Panorama on Energy endeavours to deliver global characteristics of the energy situation in Europe, using the most recent official data available in Eurostat. It covers the main energy themes for EU-25 as well as for each individual Member State and quantifies them. Community energy policies receive deserved attention and in order to demonstrate the dynamic nature of the subject and how new policies call for new solutions, a few statistical projects will illustrate recent development work in cooperation with the Member States. A CD is included which, apart from a substantial amount of documentary information, invites the reader to review statistical data by means of an easy-to-use numerical presentation tool.



© European Commission

Eurostat on the Internet

What does the Eurostat website offer?

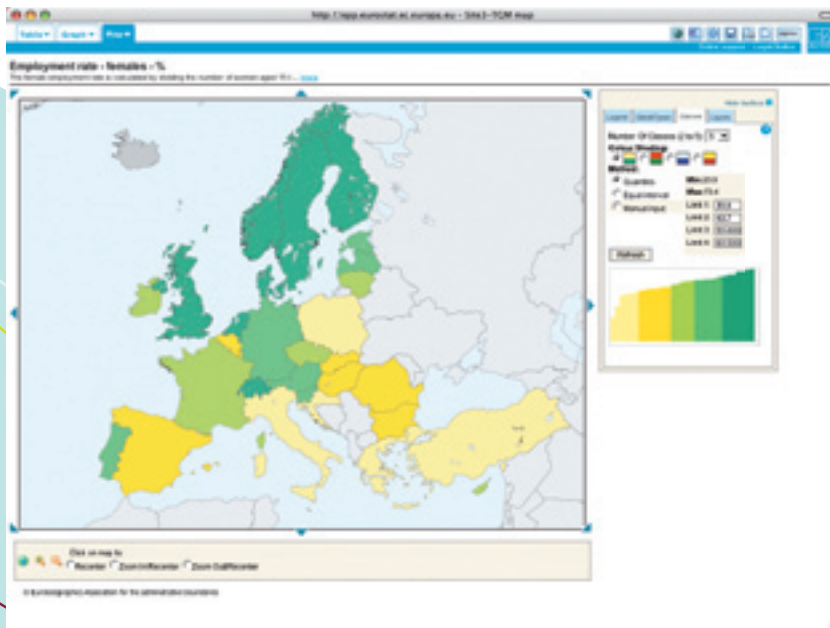
Eurostat offers data **free of charge** on its website — seven days a week and 24 hours a day.

Our website **is updated daily**. Visit it today and get:

- direct access to the latest and most complete statistical information available on the European Union, the EU Member States, the euro area, the EEA and other European partner countries;
- a wide range of free statistical information, including the latest economic, social and other key indicators, plus many more products you can view online or download at no cost, as well as regular news releases;
- alert me — customisable e-mail alerts that inform you immediately when new publications on your preferred topics become available;
- specialised access to short-term economic data;
- complete information on all Eurostat products and services.

<http://ec.europa.eu/eurostat>

New feature for the predefined tables: Tables, Graphs and Maps (TGM)



Self-defined extractions

Available as from the first half of 2007, **a further improvement for users**, the Tables, Graphs and Maps (TGM) approach:

- Improved, single style for downloads and prints of tables, graphs and maps. This includes the definition of the various download formats and the functionality
- Progress bar indicating that the user's request is running
- Full size TGM window view depending on screen resolution
- Demo-tour and limited Help functionality

Table functions:

- Show (or hide) footnotes/flags, labels and codes
- Also displays predefined tables with three data dimensions

Graphs:

- User customisable scales for graph axes
- Improved display of pie charts.

Maps:

- Improved map navigation
- Map coordinates can be included in the bookmark
- Displaying more detailed regional statistics

