

# **User guide on European statistics on international trade in goods**

**2014 edition**



# **User guide on European statistics on international trade in goods**

**2014 edition**

*Europe Direct is a service to help you find answers  
to your questions about the European Union.*

Freephone number (\*):

**00 800 6 7 8 9 10 11**

(\*) The information given is free, as are most calls (though some operators, phone boxes or hotels may charge you).

More information on the European Union is available on the Internet (<http://europa.eu>).

Luxembourg: Publications Office of the European Union, 2014

ISBN 978-92-79-44561-3

ISSN 2315-0815

doi:10.2785/514986

Cat. No: KS-GQ-14-014-EN-N

**Theme 6: International trade**

**Collection: Manuals and guidelines**

© European Union, 2014

Reproduction is authorised provided the source is acknowledged.

# Contents

<b>Contents</b> .....	<b>3</b>
<b>Abbreviations</b> .....	<b>6</b>
<b>1 Introduction</b> .....	<b>7</b>
1.1 What is the purpose of this User Guide? .....	7
1.2 Which other documents should be read in conjunction with this guide? .....	7
<b>2 Background information</b> .....	<b>8</b>
2.1 What are European statistics on international trade in goods? .....	8
2.2 Who uses ITGS and what for? .....	8
2.2.1 Types of users and requirements .....	8
2.2.2 Use of trade data by other statistical fields .....	8
2.3 Who is responsible for European ITGS? .....	9
2.4 Where can I find the rules governing European ITGS? .....	9
2.4.1 EU legislation on ITGS .....	9
2.4.2 International recommendations and provisions relevant to ITGS .....	10
<b>3 Scope of ITGS</b> .....	<b>12</b>
3.1 How do you define the areas involved in international trade in goods? .....	12
3.2 Which goods are included in ITGS? .....	12
3.3 Which goods are excluded from ITGS? .....	12
3.4 Which transactions are outside the scope of ITGS? .....	12
3.5 Which movements of goods are included in intra-EU trade? .....	13
3.6 Which movements of goods are included in extra-EU trade? .....	13
<b>4 Data collection</b> .....	<b>14</b>
4.1 Extrastat and Intrastat: two data collection systems for ITGS .....	14
4.2 Who provides the statistical information? .....	14
4.3 How do you choose which data to collect? .....	14
4.3.1 Using thresholds in Extrastat .....	14
4.3.2 Using thresholds in Intrastat .....	15
4.4 How are data collected? .....	15
4.5 What information is recorded for each transaction? .....	15
4.6 When are movements of goods recorded? .....	16
4.7 How is the partner country defined and classified? .....	17
4.8 How are goods classified? .....	17
4.9 Are there specific rules for particular types of goods or movements? .....	18
4.10 What are the measurement units? .....	18
4.10.1 Trade value .....	19
4.10.2 Net mass and supplementary quantity .....	19

<b>5</b>	<b>Data compilation.....</b>	<b>20</b>
5.1	How do you account for the intra-EU trade data not collected? .....	20
5.1.1	Estimating missing trade .....	20
5.1.2	Estimating statistical value .....	20
5.1.3	Estimating net mass .....	20
5.2	Why are some of the ITGS confidential? .....	21
5.2.1	What are 'confidential data'? .....	21
5.2.2	Which rules apply? .....	21
5.2.3	To which data elements does confidentiality apply? .....	21
5.2.4	How does confidentiality apply to partner countries? .....	21
5.2.5	How does product confidentiality apply? .....	22
5.3	What data are sent to Eurostat and when? .....	22
5.4	When are data revised and considered as final? .....	23
5.5	What are the main reasons for revising data? .....	23
5.6	What data does Eurostat compile? .....	24
5.6.1	Unit value and volume indices.....	24
5.6.2	Data adjusted for working days and seasonal components.....	24
<b>6</b>	<b>Data quality .....</b>	<b>26</b>
6.1	Accuracy .....	26
6.1.1	How accurate are ITGS? .....	26
6.1.2	How is data quality checked and monitored? .....	26
6.1.3	What are the main causes of errors in reporting? .....	26
6.1.4	What is the impact of the Intrastat simplification measures? .....	27
6.2	Why are there differences in the various sources of ITGS? .....	27
6.2.1	Why do asymmetries always exist? .....	27
6.2.2	What are the methodological causes of asymmetries? .....	27
6.2.3	Why is the intra-EU trade balance not equal to zero? .....	28
6.2.4	Why are breaks in time series unavoidable? .....	28
6.2.5	Why can European data differ from national data? .....	29
6.2.6	Why do ITGS differ from trade in goods in BoP and national accounts? .....	30
6.3	Where can I find more information on the quality of European ITGS? .....	31
<b>7</b>	<b>Data publication.....</b>	<b>32</b>
7.1	What classifications are used? .....	32
7.1.1	Product classifications .....	32
7.1.2	Country classification.....	33
7.1.3	Classification by activity.....	34
7.2	What is the difference between 'aggregated' and 'detailed' published data? .....	34
7.3	Which indicators are available for aggregated data? .....	34
7.4	Which indicators are available for detailed data? .....	35
7.5	What are the basic statistical fields?.....	35
7.6	What additional statistical information is available? .....	35
7.6.1	Statistical procedure .....	35
7.6.2	Mode of transport .....	36

7.6.3	Eligibility and tariff regimes.....	36
7.6.4	Trade by enterprise characteristics (TEC).....	36
7.6.5	Invoicing currency.....	37
7.7	When are data updated? .....	37
7.8	Does Eurostat publish ITGS only for EU Member States?.....	38
<b>8</b>	<b>Data access.....</b>	<b>39</b>
8.1	How can I access data on line? .....	39
8.1.1	‘Main tables’ and ‘Database’.....	39
8.1.2	ITGS ‘Main tables’ — Long-term indicators.....	40
8.1.3	ITGS ‘Main tables’ — Short-term indicators.....	42
8.1.4	ITGS ‘Database’ — Long-term indicators.....	42
8.1.5	ITGS ‘Database’ — Short-term indicators.....	43
8.1.6	ITGS ‘Database’ — Detailed data .....	43
8.1.7	Easy Comext and Comext Analytical interfaces.....	43
8.1.8	Bulk Download facility.....	46
8.2	Publications on line.....	46
8.3	Statistics Explained.....	47
8.4	Where can I find metadata?.....	47
8.5	User support .....	47
	<b>Annex 1 — List of goods and movements excluded from ITGS.....</b>	<b>49</b>
	<b>Annex 2 — Specific goods and movements.....</b>	<b>50</b>
	Vessels and aircraft – Transfer of economic ownership .....	50
	Vessels and aircraft – Processing operation.....	51
	Goods delivered to vessels and aircraft .....	52
	Goods delivered to and from offshore installations .....	53
	Sea products .....	54
	Spacecraft .....	55
	Electricity and gas .....	56
	<b>Annex 3 — Alphanumeric codes.....</b>	<b>57</b>
	<b>Annex 4 — National authorities involved in ITGS .....</b>	<b>58</b>
	<b>Glossary .....</b>	<b>62</b>

# Abbreviations

BoP	Balance of payments
CN	Combined Nomenclature
EA	Euro area
EU	European Union
HS	Harmonised System
IMTS	International Merchandise Trade Statistics: Concepts and Definitions
ITGS	International trade in goods statistics
PSI	Provider of statistical information
SAD	Single Administrative Document
VAT	Value added tax
VIIES	VAT Information Exchange System



# 1 Introduction

## 1.1 What is the purpose of this User Guide?

The purpose of this User Guide is to explain to a wide range of users how the statistics relating to trade in goods, both between EU Member States and with non-EU countries, are collected, compiled, processed and published at European level. Besides outlining the main concepts and definitions set out in EU legislation, it also provides some useful information on trade statistics produced at national level by the Member States.

The User Guide is one of Eurostat's main reference documents to help non-expert users understand the nature and functioning of international trade in goods statistics (ITGS). Questions not answered by this guide can be addressed to the user support centre via the Eurostat website.

## 1.2 Which other documents should be read in conjunction with this guide?

Further guidance and metadata on ITGS are available from the following sources:

- The [Quality Report on European statistics on international trade in goods](#) — This report provides users with a tool to assess the quality of the international trade in goods statistics published by Eurostat. The data quality can be assessed against indicators covering the following components: relevance, accuracy, timeliness and punctuality, accessibility and clarity, comparability and coherence.
- The [International Trade Data Reference Metadata](#) in Euro SDMX Metadata Structure (ESMS) — This document provides methodological, qualitative and quantitative information in a standardised structure.
- The [Frequently Asked Questions](#)
- For legal and detailed information: EU legislation in the field of ITGS is published by Eurostat in a [specific publication](#) dedicated to legal text, and all EU legal texts are accessible online on the [Eur-Lex website](#).

## 2 Background information

### 2.1 What are European statistics on international trade in goods?

International trade in goods statistics (ITGS) published by Eurostat measure the value and quantity of goods traded between the EU Member States (**intra-EU trade**) and goods traded by the EU Member States with non-EU countries (**extra-EU trade**). ‘Goods’ means all movable property including electricity. ‘European’ means that the statistics are compiled on the basis of the concepts and definitions set out in EU legislation. ‘National’ statistics, i.e. statistics published at national level by the Member States, are compiled on the basis of national rules which may differ from EU rules.

European ITGS are the official harmonised source of information about exports, imports and the trade balances of the EU, its Member States and the euro area.

### 2.2 Who uses ITGS and what for?

#### 2.2.1 Types of users and requirements

As international trade forms a major part of the world economy, statistics on trade in goods are an instrument of primary importance for numerous public and private sector decision makers. For example, international trade statistics

- enable EU authorities to prepare multilateral and bilateral negotiations under the common commercial policy;
- enable EU authorities to evaluate the progress of the Single Market and the integration of EU economies;
- constitute an essential source of information for balance of payments statistics, national accounts and economic studies; and
- help EU businesses conduct market research and define their commercial strategy.

Statistics satisfy these needs in a variety of ways. Users may need either annual aggregated or detailed monthly data on products or partner countries. They may be interested in trade values in current prices or at constant prices. Alternatively, their interest may be in quantities rather than in values.

These examples, which are far from exhaustive, show the diversity of users and their requirements. Eurostat tries to meet these various needs and to adapt to a changing environment, such as changes due to globalisation.

#### 2.2.2 Use of trade data by other statistical fields

One important use of international trade statistics in the majority of countries is as a data source for estimating the components of the balance of payments and the national accounts which relate to trade in goods. The most appropriate definitions for these components are agreed internationally in the *Balance of Payments Manual (Sixth edition)* (BPM6) published by the International Monetary Fund (IMF) in 2009 and in the *System of National Accounts — 2008* adopted by the United Nations.

The United Nations *International Merchandise Trade Statistics: Concepts and Definitions 2010* (IMTS 2010) takes into account the recommendations of BPM6 and recommends a move towards harmonising different concepts. However, there are differences between the recommendations for international trade statistics and the goods account of the balance of payments in terms of, for example, coverage, valuation and some other specific aspects. These reflect both the differing priorities of users and the problems of data collection due to the more detailed requirements of international trade statistics.

It is outside the scope of this guide to discuss in detail the adjustments that need to be made to international trade statistics to convert them to figures on a balance of payments basis (where it is the

trade statistics that are the source of the balance of payments figures). Users should nevertheless bear in mind that these adjustments may have a substantial effect on the figures, for example as a result of the different methods of valuation used for imports. More information is available in the publication ‘[Differences between Balance of Payments and Foreign Trade Statistics](#)’.

### 2.3 Who is responsible for European ITGS?

The participants in the statistical process relating to the European ITGS are the Member States and Eurostat.

The Member States have the responsibility to compile trade statistics in line with the established rules and send them to Eurostat within the legal deadlines. The national authority responsible for ITGS in Member States is usually the national statistical institute, but in some Member States it may involve customs authorities and, for Belgium, even the National Bank. In practice, the division of responsibilities for collecting, processing and publishing trade data may be quite complex and vary from one Member State to another.

As the Statistical Office of the European Union, Eurostat has responsibility for overseeing and developing work on ITGS and for making the trade in goods statistics of the EU, its Member States and the euro area publicly available. In addition, Eurostat not only draws up the proposals for legislation and monitors its correct application but also provides methodological and technical assistance. This work is carried out in close cooperation with the Member States in working groups and task forces.

### 2.4 Where can I find the rules governing European ITGS?

The rules governing the European ITGS are set out in EU regulations. They incorporate the relevant international recommendations and provisions.

#### 2.4.1 EU legislation on ITGS

Generally speaking, EU law (the *acquis communautaire*) comprises primary and secondary legislation:

- The primary legislation consists of the Treaties, principally the Treaty on the European Union (the Maastricht Treaty, which entered into force in 1993) and the Treaty on the Functioning of the European Union (the former Treaty of Rome, which entered into force in 1958). The latest amendments were introduced by the Treaty of Lisbon, which came into force in 2009.
- The secondary legislation consists of regulations, directives, decisions, recommendations and opinions based on the Treaties. Regulations are directly applicable in Member States, so national laws are not needed to implement them.

As regards the production of ITGS, the legislation aims at ensuring all Member States follow a harmonised approach. It sets out the rules, concepts and definitions to be applied and the obligations of every stakeholder in European ITGS. The EU provisions apply directly to European statistics only; they do not regulate the methods of compiling data required for national purposes.

The provisions on European ITGS are determined in several regulations and address intra- and extra-EU trade separately. The main sets of legal acts are commonly known as ‘Intrastat legislation’ and ‘Extrastat legislation’. The basic regulations adopted by the European Parliament and the Council establish the essential rules governing ITGS. The implementing provisions are adopted by the European Commission and contain more detail on implementing certain articles of the basic regulations. The Commission can lay down implementing rules only for the articles for which it has been given the implementing power.

The latest revisions of the EU regulations on ITGS do not introduce major changes to the general concepts and principles but rather allow more possibilities for simplification in intra-EU trade and align the extra-EU trade statistics with the Union Customs Code. Both regulations also include articles on standardised procedures for quality reporting.

Eurostat has published a [compendium of EU legislative texts](#) in the field of ITGS and all EU legal texts are accessible on the [Eur-Lex website](#). The EU regulations and classifications for international trade are

revised regularly to take account of changes in the economic and administrative environment as well as users' needs.

Besides the Intrastat and Extrastat legislations, there is a range of other European legislation which has relevance to ITGS. These include the regulation relating to European statistics <sup>(1)</sup>, which provides a reference framework for all statistics including those for trade, the customs regulations — particularly the Community Customs Code — and regulations for product and country nomenclatures.

### INTRA-EU TRADE

#### *Basic regulation:*

Regulation (EC) No 638/2004 of the European Parliament and of the Council  
amended by Regulation (EC) No 222/2009 of the European Parliament and of the Council  
Commission Regulation (EU) No 1093/2013  
Regulation (EC) No 659/2014 of the European Parliament and of the Council

#### *Implementing provisions:*

Commission Regulation (EC) No 1982/2004  
amended by Commission Regulation (EC) No 1915/2005  
Commission Regulation (EU) No 91/2010  
Commission Regulation (EU) No 96/2010  
Commission Regulation (EU) No 1093/2013

NB: This set of legal acts is commonly referred to as 'Intrastat legislation'.

### EXTRA-EU TRADE

#### *Basic regulation:*

Regulation (EC) No 471/2009 of the European Parliament and of the Council

#### *Implementing provisions:*

Commission Regulation (EU) No 113/2010  
Commission Regulation (EU) No 92/2010

NB: This set of legal acts is commonly referred to as 'Extrastat legislation'.

## 2.4.2 International recommendations and provisions relevant to ITGS

In addition to the EU legal requirements there are a number of international recommendations and conventions relevant to ITGS, although they do not generally have direct legal force. Many of these recommendations are contained in the [United Nations Statistics Division publication](#) 'International Merchandise Trade Statistics: Concepts and Definitions (IMTS 2010)' and the accompanying 'International Merchandise Trade Statistics: Compilers' Manual' which are international reference publications on this subject. These documents are updated regularly so that they reflect changes in the international trade environment. The EU legislation has been closely aligned with IMTS 2010.

---

<sup>(1)</sup> Regulation (EC) No 223/2009 of the European Parliament and of the Council of 11 March 2009 on European statistics (OJ L87, 31.3.2009, p. 164).

A set of definitions concerning customs issues that are relevant for some data on trade statistics is given within the [Kyoto Convention](#) (International convention on the simplification and harmonisation of customs procedures).

A detailed knowledge of EU legislation and international recommendations is not required to use trade statistics. However, correct understanding of the data requires an understanding of the concepts, definitions and classifications set out in this guide which are derived from those laws and recommendations.

## 3 Scope of ITGS

### 3.1 How do you define the areas involved in international trade in goods?

As stated in IMTS 2010, the aim of international trade statistics is ‘to record all goods which add to or subtract from the stock of material resources of a country by entering (imports) or leaving (exports) its economic territory’. ‘Goods’ means all movable property including electricity.

At EU level, the ‘**economic territory**’ is the statistical territory of a Member State, which corresponds to its customs territory with one exception — the statistical territory of Germany includes Heligoland but the customs territory does not. So the EU ITGS records the flows of goods to and from the statistical territories of the Member States.

Note that the goods recorded can be described as either ‘Community’ or ‘non-Community’ goods. It can generally be assumed that any goods which circulate between Member States and which are not under customs control are Community goods. These are said to be in ‘free circulation’. Non-Community goods are those originating from outside the EU. If they have been subject to import formalities and released into ‘free circulation’, they become Community goods.

### 3.2 Which goods are included in ITGS?

The goods and movements to be included in European ITGS are set out in the EU legislation, which in turn is based on the definition from IMTS 2010. In practice, there are inevitably some problems in defining exactly which goods are to be included since the legislation is not always explicit and needs to be interpreted. In particular, users should be aware that the following goods are included in ITGS:

- non-monetary gold;
- barter trade (although there could be some problems of valuation);
- goods on consignment (these are goods intended for sale but not actually sold at the time they cross the frontier);
- goods on financial lease (a financial lease effectively transfers ownership of the goods to the lessee);
- goods traded between companies under common ownership (although this may raise problems of valuation); and
- goods traded on government account.

### 3.3 Which goods are excluded from ITGS?

Although they may physically cross the borders of Member States, there are some goods or movements to be excluded from ITGS because they do not ‘add to or subtract from the stock of material resources’ as defined in IMTS 2010. This is for instance the case of monetary gold and means of payment, goods for temporary use under certain conditions, goods for repair or software downloaded from the internet.

The full list of exclusions is given in Annex 1 of Commission Regulation (EU) No 113/2010 (extra-EU trade) and Commission Regulation (EC) No 1982/2004 (intra-EU trade). It can be found in Annex 1 of this User Guide.

### 3.4 Which transactions are outside the scope of ITGS?

Extra-EU trade statistics do not cover goods declared orally to customs authorities which are non-commercial, or which are of a commercial nature but have a value not exceeding the statistical threshold of EUR 1 000 and 1 000 kg.

Intra-EU trade statistics do not cover transactions between private individuals or very small businesses which are not subject to VAT obligations.

### 3.5 Which movements of goods are included in intra-EU trade?

Intra-EU trade statistics record the movement of goods between Member States. By convention, goods entering the Member State are called **arrivals** and those leaving the territory are **dispatches**.

**Arrivals** in a given Member State include goods entering which:

- are in free circulation; or
- were placed under the customs procedures for inward processing or processing under customs control in another Member State.

**Dispatches** from a given Member State include goods destined for another Member State which:

- are in free circulation; or
- have been placed under the customs procedures for inward processing or processing under customs control in the given Member State.

### 3.6 Which movements of goods are included in extra-EU trade?

Extra-EU trade statistics record goods imported and exported by the EU from and to non-EU countries (note that movements of goods ‘in transit’ through a Member State are not recorded).

**Imports** into a given Member State include goods entering which are placed:

- under the customs procedure for release into free circulation, either immediately or after a period in a customs warehouse, either in the Member State of entry or after transfer to another Member State; or
- under the customs procedure for inward processing or processing under customs control (usually goods destined to be processed for subsequent re-export), either immediately or after a period in a customs warehouse.

**Exports** from a given Member State include goods which have been placed:

- under the customs procedure for export (final export, re-export following inward processing, etc.) in the originating Member State or following transfer to another Member State where customs procedures are carried out; or
- under the customs procedure for outward processing (usually goods destined to be processed for subsequent re-import).

Therefore, goods from a non-EU country imported into customs warehouses are not recorded unless they subsequently go into free circulation in the country of receipt (or are placed under the customs procedures for inward processing or processing under customs control). Conversely, outgoing goods from customs warehouses are not recorded as exports. This method of measuring international trade in goods is referred to as the **special trade system**.

The other method, the **general trade system**, is a wider concept and includes all goods entering or leaving the economic territory of a country with the exception of goods in transit (goods on the way to the Member State of destination, travelling directly through another country/Member State or stopping there for reasons related only to the transport of the goods). In particular, all goods imported into customs warehouses are recorded as imports at that stage whether or not they subsequently go into free circulation in the Member State of receipt. Similarly, outgoing goods from customs warehouses are included at the time they leave the Member State. Some Member States publish their national figures using the general trade concept.

## 4 Data collection

### 4.1 Extrastat and Intrastat: two data collection systems for ITGS

Traditionally ITGS are based on the data collected by customs authorities on trade transactions between countries. Customs declarations are used for statistical purposes as the basic data source which provides detailed information on exports and imports of goods with a geographical breakdown. The developments and changes in customs systems therefore have direct implications for the compilation of statistical data. The harmonisation of customs procedures in the EU and introduction of the Combined Nomenclature (CN) and the Single Administrative Document (SAD) in 1988 have had a very positive impact on the development of trade statistics as well.

The first piece of EU legislation on ITGS was adopted in 1975; it provided general guidelines on data collection and obliged Member States to send their data to Eurostat. The advent of the Single Market on 1 January 1993, with its removal of customs formalities between Member States and subsequent loss of trade statistics data sources, required the establishment of a new data collection system: Intrastat. Intrastat was introduced by Council Regulation (EEC) No 3330/91 of 7 November 1991 on the statistics relating to the trading of goods between Member States. It has applied since 1993. Since then ITGS are based on two data collection systems: Extrastat and Intrastat.

Extrastat data on trade in goods with non-EU countries are collected by customs authorities and are based on the records of trade transactions in customs declarations, whereas Intrastat data are directly collected from traders once a month.

The Intrastat system can be characterised as follows:

- a. data are directly collected from traders;
- b. it is closely interlinked with the VAT system relating to intra-EU trade to ensure the completeness and quality of the statistical data; and
- c. a system of thresholds is established to simplify data provision and reduce the overall burden on traders, particularly small ones.

### 4.2 Who provides the statistical information?

For extra-EU trade, the providers of statistical information are all natural or legal persons lodging a customs declaration in a Member State on condition that the customs procedure is of statistical relevance.

For intra-EU trade, the providers of statistical information are all taxable persons reporting an intra-EU transaction whose annual trade value exceeds a certain threshold. This threshold is known as the 'exemption threshold' in the Intrastat system. Each Member State fixes its national thresholds, applicable separately to arrivals and dispatches.

### 4.3 How do you choose which data to collect?

#### 4.3.1 Using thresholds in Extrastat

Within Extrastat, the customs threshold defines the transactions to be declared. Under the EU legislation, statistical information relating to any transactions exceeding EUR 1 000 in value or 1 000 kg in net mass must be collected from the customs authorities. The customs threshold therefore cannot be fixed at a value higher than EUR 1 000 or a weight above 1 000 kg. In general, Member States apply lower customs thresholds.

As regards the data compilation, any customs declaration available is integrated into ITGS. The National Statistical Authority may nevertheless decide not to process transactions below EUR 1 000 or 1 000 kg at the most detailed level.



### 4.3.2 Using thresholds in Intrastat

To reduce the burden on businesses, particularly small and medium-sized enterprises (SMEs), the Intrastat system is designed so that intra-EU traders' workload varies according to the annual amount of trade in which they are involved. To achieve this, each year Member States have to set thresholds for arrivals and dispatches that exempt businesses from providing statistical information or that limit the information collected. There are four types of thresholds, the first three of which are expressed in terms of the annual value of intra-EU trade:

Exemption threshold	Businesses below this threshold do not have to submit Intrastat declarations. When setting the threshold, Member States have to ensure that at least 97 % of their dispatches by value and 93 % (95 % up to 2013) of their arrivals by value are covered. Businesses above the threshold are the providers of statistical information (PSIs) in Intrastat.
Simplification threshold	This allows businesses with annual trade value above the exemption threshold but below the simplification threshold to provide only a limited set of data or use a simplified commodity code. The trade reported by these PSIs may cover at most 6 % of total trade.
Statistical value threshold	Member States may collect the statistical value from only some of their PSIs. Up to the 2013 reference year, the EU legislation required that the threshold be fixed in such a way that the statistical value is collected only from the biggest PSIs, whose overall share of total trade may not exceed 70 %. There is no longer a legal requirement as regards the threshold level since 2014.
Individual transaction threshold	Member States may decide not to collect detailed information for individual transactions. The EU legislation fixes the maximum level of the individual transaction threshold at EUR 200.

Intrastat data collection therefore does not cover 100 % of Member States' intra-EU trade. To achieve complete coverage, the loss of data due to the exemption threshold and to the lack of response from PSIs is made up through estimates.

## 4.4 How are data collected?

For the compilation of extra-EU trade statistics, the standard data source is the **customs declaration** submitted by businesses and in some cases by private individuals involved in an international transaction of goods with a non-EU country. The customs declaration may be in paper form — the Single Administrative Document (SAD) — but is most commonly in electronic format.

For intra-EU trade, any VAT-registered business that trades goods with other EU Member States is required to provide information on their transactions. The information is obtained directly by the national authority responsible for the collection of trade statistics, using the various media available (in paper or electronic form). All businesses are legally required to provide information on their total sales and purchases to and from other EU countries on their **VAT returns**. The largest ones also submit **Intrastat declarations** on a regular basis — usually monthly — within a fixed deadline.

## 4.5 What information is recorded for each transaction?

The legislation defines what information is to be collected on each transaction of goods. Some statistical variables are mandatory, others optional. The main statistical variables are the following:

<b>Reference period</b>	When the customs declaration is the source for records on imports and exports, the reference period is the calendar year and month when the declaration is accepted by customs authorities. Within the Intrastat system, the reference period is in principle the calendar month of arrival or dispatch of the goods. However, for sales and purchases, the calendar month when the chargeable event for VAT purposes occurs may be used instead. The chargeable event relates to the issue date of the invoice.
<b>Importing or exporting Member State</b>	Except for some specific goods like vessels and aircraft, ITGS follow the physical movements of the goods. Member States should record an import when goods enter their statistical territory and an export when goods leave that territory except if those goods are in simple transit. Goods should be recorded only when adding to or subtracting from the stock of national material resources or, in the context of extra-EU trade, when customs formalities are applied.
<b>Partner country</b>	This is the last known country of destination for exports/dispatches, the country of origin for imports from non-EU countries and the country of consignment for arrivals from Member States.
<b>Product code</b>	Goods classified by commodity code as set out in the EU Combined Nomenclature.
<b>Statistical procedure</b> (only in extra-EU trade)	This relates to customs procedures and distinguishes between different types of imports and exports: imports/exports covered by the customs inward processing procedure and imports/exports covered by the customs outward processing procedure are distinguished from normal transactions or transactions not recorded from customs declarations.
<b>Preferential treatment</b> (only in extra-EU imports)	This indicates whether reduced or zero rates of customs duty apply to a transaction. In particular, the EU Generalised System of Preferences (GSP) enables the least developed and developing countries to access the European market and encourages them to become more established.
<b>Mode of transport</b> (optional for intra-EU trade since 2001)	This identifies the active means of transport (e.g. road, rail, sea) by which the goods leave/enter the statistical territory of a Member State for intra-EU trade and of the EU for extra-EU trade. In addition, for extra-EU trade, information is collected on whether or not goods are transported in containers (except for postal consignment, fixed transport installation or the own propulsion category).
<b>Trade value</b>	This is the statistical value, i.e. the amount that would be invoiced in the event of sale or purchase at the national border of the reporting country. It is said to be a FOB valuation for exports/dispatches and a CIF valuation for imports/arrivals.
<b>Quantity</b>	This is the weight of the goods in kilograms without packaging; this quantity is referred to as the 'net mass'. For certain goods, a supplementary quantity is available. The supplementary unit varies according to the goods; it can be litres, number of pieces, carats, terajoules, square metres, etc.

#### 4.6 When are movements of goods recorded?

Theoretically, the reference period for the information on international trade in goods transactions should be the calendar month of dispatch/export or arrival/import of the goods. However, in practice the reference period for extra-EU trade is generally the calendar month during which the customs declaration is accepted by customs authorities. The reference period for intra-EU trade may be adapted in case of

sales or purchases to the calendar month during which the VAT on the intra-EU supplies or acquisitions becomes chargeable.

#### 4.7 How is the partner country defined and classified?

For exports and dispatches, the partner country is in principle the country (or Member State) identified at the time of export/dispatch as the final destination of the goods.

For imports (extra-EU trade), the partner country is the country of origin of the goods. Goods obtained entirely from a given country are regarded as originating in that country; goods produced in two or more countries are deemed to originate in the country where substantial processing took place.

For arrivals (intra-EU trade), the partner country is the Member State of consignment. This is the Member State from which the goods were dispatched without a stop or legal operation in another Member State for any reason other than transport. Conversely, if there was such an operation in another Member State, this becomes the Member State of consignment.

The ‘Nomenclature of countries and territories for the external trade statistics of the Community and statistics of trade between Member States’ — known as the ‘**Geonomenclature**’ — is used to identify the reporting country (i.e. the country compiling and sending data to Eurostat) and the partner country. The Geonomenclature is subject to periodic revision to incorporate adjustments needed for statistical purposes and to take into account geopolitical changes.

#### 4.8 How are goods classified?

Goods are classified by commodity code as set out in the EU Combined Nomenclature. In practical terms, when a business submits information on its trade, it has to provide the corresponding CN code for the goods traded. With about 9 400 subheadings in the Combined Nomenclature, this can be a complicated task and may lead to misclassifications. When comparing ITGS at the most detailed level, product misclassifications are one of the main causes of asymmetry.

In the Combined Nomenclature, the full commodity code for a particular product can be broken down as follows:

- The first six digits are taken from the Harmonised Commodity Description and Coding System (known as the Harmonised System, or HS), developed and maintained by the World Customs Organisation. The Harmonised System is used worldwide by the majority of trading nations; it is reviewed and updated in five-year cycles (although exceptionally the time between updates may differ). The last revision took place in 2012.
- the seventh and eighth digits of the EU Combined Nomenclature add a further subheading to the Harmonised System, applying customs tariffs which follow and support EU policies or provide valuable information to traders.

##### **Example** of the eight-digit CN structure

HS Chapter	18	Cocoa and Cocoa Preparations
HS Heading	18 06	Chocolate and other food preparations containing cocoa
HS Subheading	18 06 10	Cocoa powder, containing added sugar or other sweetening matter
CN Subheading	18 06 10 15	Containing no sucrose or containing less than 5% by weight of sucrose (including invert sugar expressed as sucrose) or isoglucose expressed as sucrose

The CN is revised annually to take into account new goods entering the market or outdated goods disappearing. Changes may be made as a result of requests from EU trade federations (sometimes representing Member States at national level) to reflect industry developments, or from European Commission Directorates-General to monitor EU policies, accommodate international requirements or

respond to legal needs. Note that the CN is also used for making data available, together with other classifications of products.

#### 4.9 Are there specific rules for particular types of goods or movements?

Although in most cases it is possible to record the physical movement of goods crossing borders from one territory to another, there are occasions when different criteria need to be used and/or it may be difficult to collect the required data using standard declarations. There are also cases which present particular classification problems.

As a result there are specific harmonised provisions for the compilation of information relating to these goods, referred to as ‘**specific goods and movements**’ in intra- and extra-EU legislation. The goods concerned and the related provisions are described briefly below:

Vessels, aircraft and spacecraft	Trade in sea-going vessels, aircraft and spacecraft cannot be measured as they cross borders for obvious reasons. Instead, the ‘change of economic ownership’ principle is used to determine when a transaction has occurred and also which partner country should be recorded. Additional data sources, such as maritime and aircraft registers, may be used to obtain this information.
Electricity and gas	It is particularly difficult to track this trade so other data sources, such as information from grid operators, may be used.
Sea products	‘Sea products’ means fishery products, minerals, savage and all other products which have not yet been landing by sea-going vessels. The partner country is determined on the basis of the economic ownership of the vessel. Because it is often difficult to capture this trade, additional data sources, such as fishery statistics, may be used.
Goods delivered to vessels, aircraft and offshore installations	For goods delivered to sea-going vessels and aircraft, the economic ownership of the vessel or aircraft is used to determine the partner country. The partner country for goods delivered to and from offshore installations is considered to be the one with exclusive rights to exploit the seabed. There is also a simplified coding system for recording the goods.
Industrial plant	There is a simplified coding system for recording the movement of components of industrial plant where certain conditions are met. These apply to both import and export flows in intra-EU trade but only to exports in extra-EU trade because of the duties applied to imports.
Staggered consignments	Where goods are delivered in more than one consignment it may be recorded only once, at the time the final delivery is made.
Military goods	Where goods are subject to military secrecy in the Member State concerned, less detailed information may be provided.

More information on the specific goods and movements can be found in Annex 2.

#### 4.10 What are the measurement units?

The volume of trade is expressed in value and quantity. The quantity is measured in kilos and, when it is relevant, in another unit depending of the nature of the goods (e.g. m<sup>2</sup>, carats or litres).

#### 4.10.1 Trade value

In ITGS, the trade value corresponds to the **statistical value**, i.e. to the amount which would be paid in the event of sale or purchase at the time and place the goods cross the national border of the reporting Member State. It is said to be a **FOB type value** (free on board) for exports/dispatches and a **CIF type value** (cost, insurance, freight) for imports/arrivals.

In the case of exports/dispatches, the statistical value includes only incidental expenses (freight, insurance) incurred on the part of the journey located on the territory of the exporting Member State. For imports/ arrivals, it includes only incidental expenses incurred on the part of the journey located outside the territory of the importing Member State. It does not include taxes on import or export, such as customs and excise duties or VAT.

**In the case of goods imported or exported for processing**, it is always the total value of the goods which should be reported, before and after processing, not just the value added by the processing procedure.

**In extra-EU trade**, the statistical value is based on the value determined for customs purposes; therefore there is generally no need to estimate it.

**In intra-EU trade**, only the value which was or would have been invoiced in the case of sale or purchase is systematically collected from the providers of the statistical information. Most Member States either do not collect the statistical value at all or collect the statistical value only from the PSIs whose annual trade is above a certain threshold. When not provided by the PSI, the statistical value is estimated by the national statistical authority. The estimation is based on the invoice value and other information collected, such as the delivery terms and the mode of transport.

Trade values are collected in national currency. In Eurostat publications, they are expressed in euro even for countries not belonging to the euro area. For those countries, the currency conversion is based on the monthly average of the conversion rates.

#### 4.10.2 Net mass and supplementary quantity

For all goods, quantity is expressed in kilograms. It reflects the **net mass**, i.e. the weight of the goods without any packaging.

For certain goods, a **supplementary quantity** is provided in addition to the net mass. This quantity is expressed in a unit which provides useful information. Supplementary units are units other than kilograms such as, for example, litres, numbers of pieces, carats, terajoules or square metres. For each CN8 code, the Combined Nomenclature indicates whether a supplementary quantity should be provided and, if so, in which supplementary unit.

Under the provisions on intra-EU trade statistics, where there is a supplementary unit laid down for a specific product code of the Combined Nomenclature, it is not mandatory to request the net mass from the PSIs. Member States can define whether the information about net mass is systematically collected for all CN8 codes or only for part of them. From the 2010 reference year onwards, the non-collected net mass is estimated by the national statistical authority.

## 5 Data compilation

### 5.1 How do you account for the intra-EU trade data not collected?

As a result of the Intrastat thresholds and other simplification measures, estimates need to be compiled by the Member States to ensure full trade coverage. The statistics published by Eurostat include estimates for missing data as computed and provided by the Member States.

#### 5.1.1 Estimating missing trade

Estimates need to be made for data that cannot be collected because the trader is below the exemption threshold or that have not yet been collected because the trader is late in supplying the data. The main information sources used by the Member States to estimate missing data in intra-EU trade are the VAT returns and VAT recapitulative statements (VIES data) sent by intra-EU traders to the national tax administration. Data collected through Intrastat declarations are used to allocate estimated total values by product and partner Member States.

Under the EU legislation, the estimates for any missing data — i.e. on trade below the Intrastat exemption thresholds, and/or due to missing Intrastat declarations — must be compiled at least by HS2 codes and partner Member State. Missing data are even estimated at a more detailed level — HS4 or CN8 codes — by some Member States. In Eurostat's publication of data, estimates compiled at chapter level can be identified through product codes including the letters M or Y (see Annex 3).

Note that the Intrastat regulation in principle excludes trade carried out by private individuals or very small businesses which are not subject to VAT obligations. As a result no estimates are made to balance this loss of information.

#### 5.1.2 Estimating statistical value

In intra-EU trade, most Member States either do not collect the statistical value at all or collect it only from PSIs with an annual trade amount exceeding a 'statistical value threshold'. When not provided by PSIs, the statistical value is estimated by the national statistical authority.

This authority estimates the statistical value by adjusting the collected trade value. This adjustment consists in adding or removing the incidental expenses for the relevant part of the journey. If incidental expenses are not known, they may be assessed on the basis of costs usually payable for transport and insurance services.

Note that trade values published by Eurostat reflect only statistical values.

#### 5.1.3 Estimating net mass

Under the Intrastat legislation, where there is a supplementary unit laid down for a specific CN product code it is not mandatory to request data on net mass from the PSIs. Member States can then decide to collect the net mass for all CN8 codes or only for some. Since the 2010 reference year the net mass not collected is estimated by the national statistical authority.

To support the Member States, Eurostat has established European average conversion factors for all the CN8 codes with a supplementary unit. These conversion factors were established on the basis of EU historical trade data after filtering out outliers. For the majority of the codes the factors are weighted averages, but for some codes (mostly for wood products) industry estimates were applied. Technical conversion factors (unit mass) based on physical characteristics of the commodity were established where possible (for example, the weight of one litre of mineral water equals one kilogram). 'Value per kg' conversion factors have also been established. However, Eurostat recommends using the 'unit mass' conversion factors for estimates wherever possible as the supplementary quantity is usually better correlated with the net mass. Member States are however free to use either the list of conversion factors provided by Eurostat or any other estimation method they deem more suitable.

## 5.2 Why are some of the ITGS confidential?

### 5.2.1 What are ‘confidential data’?

As a general definition, data used by national and EU authorities for producing statistics are considered confidential if statistical units can be identified, either directly or indirectly, and information about individuals or businesses is disclosed as a result.

The precise operational criteria determining which statistical data are considered confidential are fixed by each Member State in the light of national legislation or practices. The classical way to avoid disclosing confidential information is to hide the real product code and/or the real partner country code.

### 5.2.2 Which rules apply?

**Principle of passive confidentiality** — Member States have to take appropriate measures only if requested to do so by companies which feel that their interests would be harmed by publication of the data. This principle is recommended by the United Nations in its IMTS 2010 publication and set out in the EU legislation for detailed statistics on intra- and extra-EU trade. It has the great advantage of limiting the loss of information for users and thus making the data more useful.

**Principle of active confidentiality** — Under this principle, confidential data are automatically hidden by the national statistical authority if certain criteria are met, without the company needing to send a request. In ITGS, this principle applies only to the data by enterprise characteristics.

**Criteria for granting confidentiality** — The choice of the criteria to be met by the company is left to the Member States. The most common criteria are the following:

- the number of companies on the market is limited, e.g. fewer than three companies contribute to a single data cell; or
- the company is in a dominant position on the market (by representing, for instance, at least 75% of the total trade) or is at least an important stakeholder contributing to a single data cell.

### 5.2.3 To which data elements does confidentiality apply?

Confidentiality can apply to the product code and/or the partner country. Information about a product or partner may be considered commercially sensitive by the provider of the statistical information for the trade value, the quantity or the unit value (value/quantity) which can be considered a proxy for the price.

When confidentiality is granted, data are hidden at the detailed level, which means that the trade is not allocated to the real product code and/or the real partner. It is nevertheless included in the total trade of the Member State and even, wherever possible, allocated to the real chapter (i.e. to the real HS2 code). This minimum level of provision is set out in the EU legislation: ‘Member States shall transmit data declared confidential to Eurostat so that they may be published at least at chapter level of the CN provided confidentiality is thereby ensured’.

### 5.2.4 How does confidentiality apply to partner countries?

The real partner country code is replaced by a specific code used for ‘countries and territories not specified for commercial or military reasons’. A distinction is made between intra-EU trade (code QY) and extra-EU trade (code QZ). The example below illustrates how confidential partners can be hidden. In this example, the trade with Germany and Japan is confidential and so hidden when the data are published.

## Examples of partner country confidentiality

Partner code and label		Values declared	Public values
DE	Germany	1 000	0
IT	Italy	500	500
JP	Japan	3 000	0
CA	Canada	200	200
QY	Countries and territories not specified for commercial or military reasons in the framework of intra-EU trade	0	1 000
QZ	Countries and territories not specified for commercial or military reasons in the framework of extra-EU trade	0	3 000
1010	Intra-EU trade		1 500
1011	Extra-EU trade		3 200

### 5.2.5 How does product confidentiality apply?

The real product code is replaced by a specific code dedicated to confidential trade. Save in exceptional cases, the real chapter is the minimum level of data provision. If possible, it is even recommended to keep information on the real 3-digit SITC group.

As an example, the results relating to CN code 1702 40 10 (Isoglucose in solid form, containing, in the dry state,  $\geq 20\%$  and  $< 50\%$  by weight of fructose) might be shown in ITGS under one of the following codes:

17SS061	confidential information about trade in Chapter 17 of the CN (sugars and sugar confectionery) and in Group 061 of the SITC, Rev. 4 (sugars, molasses and honey)
17SS999	confidential information about trade in Chapter 17 of the CN (sugars and sugar confectionery) and unknown SITC, Rev. 4 Group
99SS999	confidential information, unknown product.

### 5.3 What data are sent to Eurostat and when?

Once data have been collected, checked and processed by the Member States, they are sent to Eurostat.

The Intrastat legislation requires Member States to provide Eurostat with:

- monthly aggregated data (for each flow: total intra-EU trade value and, for Member States belonging to the euro area (EA) only, total intra-EA trade value plus total extra-EA trade value broken down by 1-digit SITC code) no later than 40 days after the end of the reference month;
- monthly detailed data by 8-digit CN code no later than 70 days after the end of the reference month; and
- annual data by enterprise characteristics no later than 18 months after the end of the reference year.

The Extrastat legislation requires Member States to provide Eurostat with:

- monthly detailed data by 10-digit Taric code for imports and 8-digit CN code for exports within 40 days of the end of the reference month;
- detailed annual data by enterprise characteristics within 18 months of the end of the reference year; and



- aggregated annual data by invoicing currency within three months of the end of the reference year but only once every two years (first transmission: 2010 data by 31 March 2011; second transmission: 2012 data by 31 March 2013, etc.).

#### 5.4 When are data revised and considered as final?

International trade in goods statistics, like many published statistics, must balance the need for timely information with the need for accuracy. Inevitably, the detailed data sent for a given month are subject to the possibility of later revision as a consequence of errors, omissions or — particularly with the Intrastat system — late declarations by the providers of the statistical information. When monthly results already sent to Eurostat are subject to revision, revised results are to be sent no later than the month after they become available.

Data are revised frequently according to national needs and practices. However, Member States should provide Eurostat with final detailed data at the latest by October following the reference year. At that time data become ‘final’ and should not be revised further except in exceptional and well-justified cases.

The importance of a revision will depend very much on the data user and what use they make of the data. To aid both the monitoring of revisions and users’ understanding of their impact, Eurostat and Member States have agreed on thresholds to define different levels of revision at the aggregate level.

Metadata reports are published each month showing the revision to EU and euro area aggregates and to individual Member State data. The reports show how much the data have changed since their previous publication (‘Subsequent data publications’) as well as since they were first published (‘first and last data publications’). The reports contain explanations of the agreed revision levels and indicate for individual Member States which level the revision is classified as.

All the latest revisions sent by the Member States are included in the monthly updates.

#### 5.5 What are the main reasons for revising data?

Revisions are made to improve data quality. They generally aim at correcting erroneous data, improving the completeness of the data (by limiting data omissions) and replacing estimates by collected data (thus reducing non- or partial responses, especially under the Intrastat system).

Revisions may also occur as a result of implementing new estimation methods. In ITGS, data are estimated when not collected because of:

- simplification provisions: intra-EU trade below the Intrastat exemption threshold, statistical value and net mass in intra-EU trade;
- failure by the providers of the statistical information: missing or partial Intrastat declarations or partial or incomplete records in customs declarations; or
- missing information from traditional data sources: trade in gas and electricity for which the quantity is collected via statistical declarations or additional data sources but the statistical value needs to be estimated. The partner country may also be subject to adjustments in order to apply the general definition (country of destination for exports, country of consignment for intra-EU imports and country of origin for extra-EU imports), and not to consider the neighbouring country systematically.

Finally, revisions may occur when new legal provisions are not fully implemented on time. Such cases are exceptional and represent non-compliance with the EU legislation.

Note that the practice in balance of payments statistics of re-compiling time series when methodological changes occur does not apply in ITGS. Changes in concept and definitions introduced by new legal provisions on intra- and extra-EU trade in goods apply only to future reference periods.

## 5.6 What data does Eurostat compile?

Most trade in goods data published by Eurostat are compiled by the Member States, including the estimates for missing data. The only data compiled by Eurostat are the unit value and volume indices. Eurostat also seasonally adjusts some time series in connection with its monthly news release.

### 5.6.1 Unit value and volume indices

Data provided by Member States to Eurostat are in current prices, which are prices relevant to the reference period concerned. For several analyses it is satisfactory to work in those values and, if needed, to convert the series of values into an index form following a simple arithmetic operation.

However, the development over time of the value of trade flows is determined by both the quantities sold and price variations. For a number of analytical purposes it is then necessary to distinguish between these two elements and in particular to measure movements in the volume of trade estimated in the constant prices of some previous base years. It is therefore desirable to have some measure of how price movements in international trade have developed.

Information on values and related quantities is therefore taken from ITGS themselves to estimate a set of deflators which are then used to calculate unit value indices and derive estimates of volumes. Intra- and extra-EU trade statistics are used at their most detailed level — eight-digit CN subheadings by partner country — for calculating indices. The fluctuations in ‘unit values’, which are derived from current price values divided by quantities for each flow, are used as indicators of price variations.

Although the calculation system uses weights which are changed annually, for the convenience of users the published indices are based on reference years that are normally changed every five years. The current reference year for the unit value and volume indices is 2010. Data are available monthly as an index (2010=100) showing the percentage change from both the previous month and the same month of the previous year.

Unit value and volume indices are calculated for the various aggregates. Unit volume indices are also adjusted for working days and seasonal variations.

### 5.6.2 Data adjusted for working days and seasonal components

Data provided by Member States to Eurostat are not adjusted for seasonal components or the number of working days. As with most economic data, however, interpretation of monthly or quarterly time series is made more difficult by regular seasonal fluctuations. For instance, trade in many agricultural products is highly seasonal and month to month fluctuations are often dominated by these seasonal factors. Monthly and quarterly data are also affected by the varying lengths of months (and in particular the number of working days they contain) and the effects of public holidays whose dates may change from year to year: Easter is the prime example.

One partial solution to the effects of seasonality on comparisons over time is to make comparisons only with the same month or quarter of the previous year. But this is not a completely satisfactory procedure since it cannot provide a proper measure of the fluctuations in an aggregate number through a year which does not equally depend on the fluctuations in the previous year.

To deal with this problem, a range of procedures has been devised to estimate and then remove the seasonal (including working day and holiday) effects from time series. The series on EU trade is processed by the DEMETRA software developed by Eurostat. It carries out corrections for working days and applies a method of seasonal adjustment known as SEATS. The parameters and the models are revised once a year. ARIMA and regression coefficients are updated for each monthly release. Under special circumstances, such as a sudden economic slowdown, seasonal factors may be frozen until changes can be properly incorporated into the model. A full technical discussion of the methods available and the criteria for the choice is available on the Eurostat web page dedicated to seasonally adjusted data.

Series of values, as well as volume indices, are compiled as sets of raw series, as adjusted series to take the number of working days and seasonal variations into account, and as trends. Unit value indices are not adjusted for the number of working days and seasonal variations due to their modest seasonality.

All series are calculated from the same dataset taken at one point in time. As a consequence, for example, volume indices are equal to the value movements divided by the unit value indices. In addition, the more aggregated seasonally adjusted series are formed by the addition of their components (for example, the Member States' series comprise the aggregate data for the EU and the euro area).

All data adjusted for working days and seasonal components can be found under the 'International trade short-term indicators' domain on the Eurostat website.

## 6 Data quality

### 6.1 Accuracy

#### 6.1.1 How accurate are ITGS?

As in all statistical work, a balance has to be struck between the resources devoted to checking and the likely benefit. With many millions of individual data elements forming the basis of trade statistics it is impossible to achieve complete accuracy in those published. This leads to two important recommended actions for users:

- The first is to become aware of the margin of inaccuracies in the data used. This is particularly important for the commodity codes. The CN structure is detailed and, while it is supported by very precise explanatory notes, choosing the right code is not always easy. A further major problem which may lead to inaccurate statistics, and that is certainly a constraint on the use of detailed data, is the practice of hiding confidential information.
- The second recommendation for users of detailed information is that they should consider themselves part of the checking procedure. In practice they will often have specialist knowledge that allows them to assess the plausibility of published data. Eurostat and the national statistical authorities generally welcome any comment on data they publish.

#### 6.1.2 How is data quality checked and monitored?

The prime responsibility for assuring the accuracy of the published trade data rests with national statistical authorities. They have access to the detailed data, often at the individual transaction level, which facilitates many checking procedures. They are in contact with the traders to follow up incorrect or doubtful declarations and ask for clarification or correction if needed. Some checks are quite basic. They ensure that declarations have been fully completed, the codes entered are valid and the correct units have been used. Other checks are more sophisticated and assess the plausibility of the basic data, and sometimes of aggregates, both in themselves and in comparison with other variables (for example past data).

Further checks are carried out by Eurostat each month, essentially to ensure that the requested data have been communicated satisfactorily. Eurostat has also developed a data quality monitoring system, as required by the legislation, to ensure that the ITGS meets a high quality standard. Under this, the Member States are required to document their methods and practices and provide Eurostat annually with a set of quality indicators. A summary quality report focusing on the key quality indicators and covering all the Member States is prepared and published by Eurostat annually.

Mirror exercises are other types of checks which can be carried out under the auspices of Eurostat or by Member States. The aim is to compare trade flows between two countries as measured by both of them (comparison of country A's exports to country B with country B's imports from country A). This is a useful method for identifying recurring problem areas which may result from errors in reporting or from methodological differences.

#### 6.1.3 What are the main causes of errors in reporting?

Errors very often arise when trying to capture movements of goods or trade activities about which little information is available or which are inherently complex to measure, such as:

- Goods that by their nature are difficult to classify — Errors may arise in the product code allocated due to the complexity of the classification (around 9400 subheadings in the CN), for instance for chemical or pharmaceutical products.

- Processing trade valuation — Errors arise when the processing costs are reported rather than the trade value corresponding to the total amount which would be invoiced if the goods were sold or bought.
- Product with embedded services — Errors arise when the total amount of the contract (transaction including the supply of goods and services) is reported rather than the value of the goods alone.
- Repairs versus processing — Repairs should be excluded from trade in goods statistics but processing should be included. Errors may arise when the distinction between repairs and processing is difficult to make.
- Quasi transit — Intrastat declarations may be missing for goods imported from a non-EU country for immediate dispatch to another Member State or goods imported from another Member State for immediate dispatch to a non-EU country.
- Triangular trade — trade involving three Member States through sales/purchase contracts but with physical movement of goods between only two of them. A problem arises when the trade is reported according to the sales/purchase contract rather than the physical movement.

#### 6.1.4 What is the impact of the Intrastat simplification measures?

The Intrastat legislation completely exempts traders with a low intra-EU trade value from any statistical reporting or allows the collection of simplified information. Member States nevertheless have to achieve the coverage rate required by the legislation: data must be collected directly from traders for 97% of the dispatches in value and 95% of the arrivals (93% from 2014 onwards). The data not collected must be estimated but not at the most detailed level. The EU legislation states that estimates are to be allocated at least by chapter (HS2 codes) and partner Member States.

Member States may also decide not to collect the statistical value of goods. In such cases, the statistical value is to be estimated by the national statistical authority. In general, estimates are based on additional information like the delivery terms or the mode of transport. The information needed may also be collected through trader surveys.

Traders may also be given the possibility to report simplified information for small transactions below EUR 200.

Finally the net mass may not be collected for goods allocated to CN8 codes with a supplementary unit like the litre or the number of pieces. The net mass not collected is to be estimated by the Member States.

All these measures affect the data accuracy at the most detailed level, but full coverage of trade is still ensured. This amounts to a trade-off between data accuracy and the burden on businesses.

## 6.2 Why are there differences in the various sources of ITGS?

### 6.2.1 Why do asymmetries always exist?

Asymmetries occur when the declaration of the importer in country A is not consistent with the declaration of the exporter in country B. Asymmetries come either from errors in reporting or from differences in the concepts and definitions applied by the partner countries. Some of the asymmetries of a methodological nature could disappear thanks to further harmonisation in national practices; others will continue as they are linked to basic principles for compiling ITGS which are unlikely to change (e.g. CIF/FOB valuation).

### 6.2.2 What are the methodological causes of asymmetries?

The most common causes of methodological asymmetries are the following:

- simplified product reporting: Where the EU legislation allows simplified codification of goods for certain transactions, some Member States apply the simplifications but others do not;

- different approaches to estimating or compiling trade data for specific goods and movements not covered by customs or statistical declarations, such as gas, electricity, vessels or aircraft;
- confidentiality: It is possible that data are considered confidential by only one of the two partners. However, the application of the confidentiality procedures should not impact the results at total trade level;
- time lag: the same operation can be recorded under a different reference period because of transport times or processing delays;
- CIF/FOB valuation: imports are valued on a CIF basis and exports on a FOB basis. This causes a systematic asymmetry as the value of the imports should then be higher than the value of the mirror exports;
- differences in methods and data used to estimate missing trade;
- different practices in the treatment of revisions;
- problems of currency conversion; and
- other methodological differences such as definition of partner country, definition of statistical territory, trade system (special or general).

Users should be aware of these possible causes of asymmetry. Comparison of the sources selected may also be affected by other factors such as how old, how detailed or how up to date the information available is. It is worth noting that Eurostat's database is based on a monthly data flow that allows revisions to be included on a regular basis.

### 6.2.3 Why is the intra-EU trade balance not equal to zero?

Considering that the intra-EU trade data are based on common and largely harmonised rules, one might expect the intra-EU trade balance to be zero or at least close to it. However, it is worth underlining that a perfect match is made impossible first of all by the CIF/FOB approach: the import value should be higher than the mirror export value as it includes extra transport costs. A close match could nevertheless be legitimately expected given that trading partners within the EU are often neighbouring countries, but deliveries to vessels and aircraft are another methodological reason preventing this: such movements of goods create asymmetries in intra-EU ITGS as specific legal provisions state that only dispatches are to be reported.

At global level, most methodological reasons for asymmetries disappear. The remaining issues are in data reporting (e.g. missing Intrastat declarations, and trade in specific goods like sea-going vessels and aircraft not being properly captured).

### 6.2.4 Why are breaks in time series unavoidable?

Periodic changes in concepts and definitions are necessary to meet user needs. When such changes occur, time series are recompiled backwards to the extent possible but breaks cannot always be avoided.

In recent years, the continuity of ITGS time series has been affected by the following changes:

- |             |  |
|-------------|--|
| <b>2014</b> | • For arrivals, minimum coverage from collected data reduced from 95 % to 93 % of total trade value  |
| <b>2013</b> | • Change in the definition of intra- and extra-EU trade due to Croatia's EU accession on 1 July 2013 |
| <b>2012</b> | • Combined Nomenclature impacted by the revision of the Harmonised System                            |

- 2010**
  - introduction of the concept of change in economic ownership to record trade in vessels and aircraft and determine the partner country allocation for sea products and deliveries to vessels and aircraft (based on the economic ownership of the vessels/aircraft)
  - reporting Member State and partner country for goods delivered to and from offshore installations determined by the exclusive rights of a country to exploit seabed or subsoil of the area (exclusive economic zone) where the offshore installation is established
  - estimates for non-collected net mass made mandatory
- 2009**
  - For arrivals, minimum coverage from collected data reduced from 97 % to 95 % of total trade value
- 2007**
  - change in the definition of intra- and extra-EU trade due to the EU accession of Bulgaria and Romania on 1 January 2007
  - Combined Nomenclature impacted by the revision of the Harmonised System
- 2006**
  - repairs excluded from the scope of extra-EU trade
  - collection of net mass in Intrastat no longer mandatory if a supplementary quantity is collected
- 2005**
  - repairs excluded from the scope of intra-EU trade
  - collection of net mass in Intrastat no longer mandatory for a specific list of CN8 codes for which a supplementary quantity is collected
- 2004**
  - Change in the definition of intra- and extra-EU trade due to the EU accession of the Czech Republic, Estonia, Cyprus, Latvia, Lithuania, Hungary, Malta, Poland, Slovenia and Slovakia on 1 May 2004.

### 6.2.5 Why can European data differ from national data?

Discrepancies between Eurostat data and national data may exist due to the application of different concepts and definitions. The table below shows the methodological discrepancies by Member State.

When there is no methodological reason for discrepancies, it should nevertheless be kept in mind that data revisions may also alter the comparability of European and national data, at least for a transitional period. According to the EU legislation, revised data should be communicated to Eurostat within one month each time a revision occurs at national level.

## Methodological differences between European statistics and national statistics

	General Trade System	Exclusion of quasi transit	Inclusion of repairs	Country of origin	Other <sup>(1)</sup>
Belgium		*			*
Bulgaria		*		*	
Czech Republic				*	
Denmark	*	*			
Germany				*	*
Estonia					*
Ireland	*		*	*	
Greece					
Spain	*			*	*
France				*	*
Italy					
Cyprus	*				
Latvia		*			
Lithuania					
Luxembourg		*	*		
Hungary		*			*
Malta	*	*		*	
Netherlands		*			
Austria		*		*	*
Poland		*		*	
Portugal					
Romania					
Slovenia		*			*
Slovakia		*		*	*
Finland				*	
Sweden					
United Kingdom	*	*	*		*

(<sup>1</sup>) The other conceptual differences are the following:

Belgium	Returned goods are excluded from national statistics.
Germany	Additional statistical procedures are included in national statistics.
Estonia	Extra-EU imports at national level are by country of consignment.
Spain	Ceuta and Melilla are included in national statistics.
France	Goods delivered to sea-going vessels and aircraft are excluded from national statistics.
Hungary	Extra-EU imports at national level are by country of consignment.
Austria	Goods covered by Single Authorisation for Simplified Procedures (SASP) are included in national statistics.
Slovenia	Trade by non-residents which is not connected with activity on the Slovenian market is excluded from national statistics.
Slovakia	Import data are FOB.
United Kingdom	Extra-EU imports at national level are by country of consignment; non-monetary gold is excluded from national statistics until December 2013 as reference month.

Source: Member States' national quality reports

### 6.2.6 Why do ITGS differ from trade in goods in BoP and national accounts?

Although most Member States compile the goods account of their balance of payments from their ITGS, adjustments need to be made to meet the different definitions. In practice, these adjustments aim to convert trade in goods statistics to the basis required for the national accounts. This is because flows of goods and services are defined, in terms of coverage, in virtually identical fashion in the manuals relating to national accounts and balance of payments.



The adjustments needed address differences in coverage, the treatment of particular operations, the valuation of transactions (conversion of import value from CIF to FOB) and the time the transactions are recorded. In addition, as already mentioned, some Member States make adjustments to deal with the incomplete coverage of their trade statistics.

These adjustments are not discussed further in this guide but are set out in the publication '[Differences between Balance of Payments and Foreign Trade Statistics](#)'. It should, however, be stressed that it is necessary to distinguish carefully between the two methods of calculation to avoid confusion and to note that ITGS provide the most suitable dataset for the measurement of physical flows of goods.

### 6.3 Where can I find more information on the quality of European ITGS?

It should be underlined that 'quality' does not cover only the accuracy and comparability of the statistics but also their relevance, timeliness, punctuality, clarity, accessibility and coherence. All the different quality dimensions are covered exhaustively by the 'Quality Report on European international trade in goods statistics'. The purpose of this report is not to rank EU Member States from best to worst for each quality indicator, but to provide users with information on the different factors affecting statistics so that they can assess the data quality for themselves.

## 7 Data publication

### 7.1 What classifications are used?

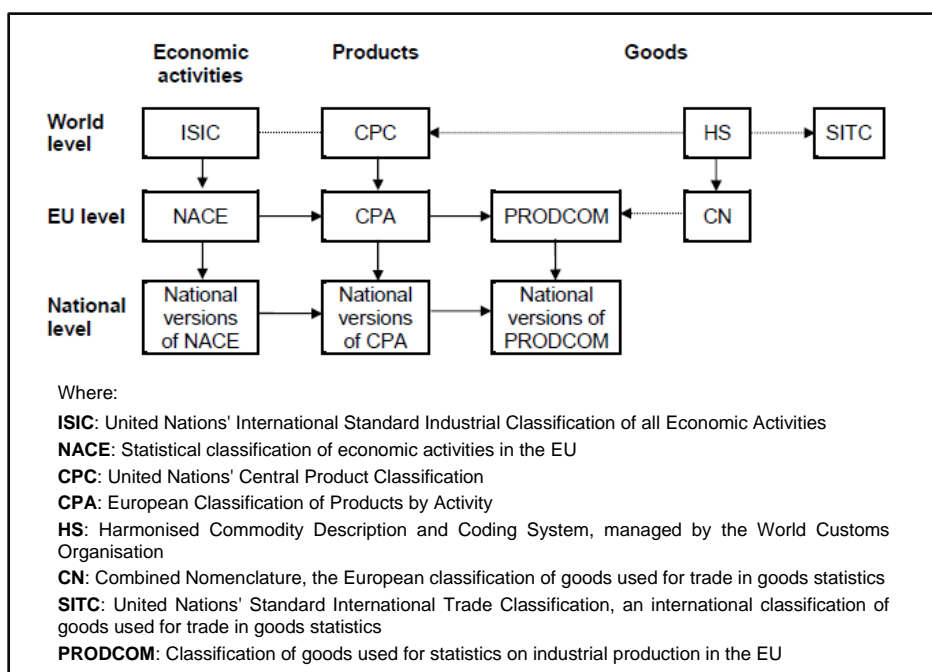
#### 7.1.1 Product classifications

The main classification for the European ITGS is the Combined Nomenclature. This is the primary nomenclature as it is the one used to collect the data. Eurostat manages correspondence tables enabling users to transpose the data into other classifications like the Standard International Trade Classification (SITC), the Classification of Products by Activity (CPA), the Broad Economic Activities (BEC) or the classification of goods for transport statistics NSTR/Rev.1. All classifications and correspondence tables are available on Eurostat's classification server RAMON.

Combined Nomenclature (CN)	This classification is used to provide detailed data. The CN is based on the Harmonised Commodity Description and Coding System (managed by the World Customs Organisation (WCO)). The Harmonised System (HS) is an international classification at two, four and six-digit level which classifies goods according to their nature. It is usually revised every five years. The CN corresponds to the HS plus a further breakdown at eight-digit level defined to meet EU needs. It includes around 9 400 eight-digit codes and is subject to annual revisions that ensure it is kept up to date in the light of changes in technology or patterns of international trade in goods. The CN is extended with some alphanumeric codes (see Annex 3) that cover confidential or estimated trade as well as trade for which a breakdown at 8-digit level is not possible because of simplification measures.
Standard International Trade Classification (SITC), Revision 4	This classification is used to provide aggregated data (short-term and long-term indicators). The SITC (managed by the United Nations) is correlated with the subheadings of the Harmonised System. Aggregated data on trade are often presented in the one- and two-digit categories of the SITC. An example of a one-digit category (section) is 'chemical products' and of a two-digit category (division) 'medicinal and pharmaceutical products'.
Broad Economic Categories (BEC)	This classification is used to provide aggregated data (short-term indicators). The BEC (also managed by the United Nations) permits the conversion of international trade data based on the SITC into end-use categories. The BEC has 19 basic categories that can be aggregated to approximate the three basic classes of goods (capital, intermediate and consumption goods). This enables trade statistics to be considered jointly with other sets of general economic statistics — such as national accounts and industrial statistics — for national, regional or global economic analysis.
Classification of Products by Activity (CPA)	The CPA is a European version of the United Nations' Central Product Classification (CPC), but arranged so that each product heading is assignable to a single heading of the European activity classification, the NACE Rev. 2. CPA enables trade statistics to be considered jointly with other sets of general economic statistics — such as national accounts, employment statistics and industrial statistics — for productivity analysis, links with input-output tables and the impact of trade on employment.
Nimexe	Before the introduction of the Combined Nomenclature in 1988, ITGS were based on a product classification called Nimexe. This is no longer used but users may come across some historic series using this classification.

NSTR-rev.1	The ‘Nomenclature uniforme des marchandises pour les Statistiques de Transport, Révisée’ is used to publish detailed trade in goods data by mode of transport.
Other classifications	Other classifications are often mapped to CN to produce data from a given economic perspective (e.g. high tech products).

The following schema illustrates how various international, European and national classifications relevant to trade statistics relate to each other. Each arrow indicates a relationship between a reference classification and a classification derived from it. Solid arrows show classifications linked by structure. Dotted arrows and lines show classifications linked through conversion tables.



Source: [CPA 2008 Introductory guidelines](#)

### 7.1.2 Country classification

The ‘Nomenclature of countries and territories for the external trade statistics of the Community and statistics of trade between Member States’, known as the ‘Geonomenclature’, is used to collect and disseminate trade in goods data. It is the only country nomenclature used in Eurostat publications to identify both the reporting country and the partner country.

**Geonomenclature** The Geonomenclature is managed by Eurostat. It is subject to periodic revision to take account of geopolitical changes. Every country — EU Member States and non-EU countries — is identified on the basis of two-letter alphabetical codes. Eurostat has also defined geographical zones including North America, the Near and Middle East, Oceania and the polar regions. The geographic zones cover the whole world without overlaps. Countries can also be grouped by common economic features (e.g. EU, euro area, EFTA countries). The evolution of this nomenclature takes into account the tariff policy needs of the European Union. Consequently it may differ from other international geographical classifications.

### 7.1.3 Classification by activity

The Statistical Classification of Economic Activities in the European Community, commonly referred to as NACE, is used to produce detailed data by enterprise characteristics (TEC data).

**NACE** NACE was introduced in 1993. It is the classification by activities used in the EU. It is derived from the United Nations' International Standard Industrial Classification of all Economic Activities (ISIC) but is more detailed.

NACE is correlated with CPA: each CPA product — whether transportable or non-transportable goods or services — is assigned to one single NACE activity. This linkage to NACE activities gives the CPA a structure parallel to that of NACE at all levels. It allows trade in goods data to be presented by activity sector. However, results of transformations from product to activity classification should be interpreted with caution given that any business belonging to a given NACE code can produce goods belonging to another CPA code (for example, a hotel that provides restaurant services). The trade by enterprise characteristics (TEC) datasets show the results of combining NACE- and CN-based data.

## 7.2 What is the difference between 'aggregated' and 'detailed' published data?

**Aggregated data** refer to macroeconomic indicators for the EU and euro area. Data are aggregated by broad product categories, both monthly (**short-term indicators**) and annually (**long-term indicators**). Broad product categories are defined as one-digit codes of the Standard International Trade Classification (SITC) or aggregates (capital goods, consumption goods and intermediate goods) of the Broad Economic Categories (BEC). Aggregated data include special compilations of data like indices and seasonally adjusted data.

**Detailed data** refer to the most detailed level of the following product nomenclatures: the Combined Nomenclature (CN), the SITC, the BEC, the Classification of Products by Activity (CPA) and the Standard Goods Classification for Transport Statistics/Revised (NSTR). Detailed data also contain aggregations at higher levels.

## 7.3 Which indicators are available for aggregated data?

Short-term indicators

- gross and seasonally adjusted trade value (in million euro);
- unit-value indices;
- gross and seasonally adjusted volume indices; and
- growth rates of trade values and indices.

Long-term indicators

- trade value (in billion euro);
- shares by reporting country or by main trading partners;
- unit-value indices;
- volume indices; and
- shares by invoicing currency.

## 7.4 Which indicators are available for detailed data?

- trade value (in euro);
- trade quantity (in kilograms); and
- trade quantity in supplementary units like, for example, litres or square metres (published for some goods according to the CN).

## 7.5 What are the basic statistical fields?

Eurostat publishes ITGS through different datasets. The frequency at which the data are compiled (data periodicity) and the product nomenclature differ depending on the dataset, but the following statistical fields are always available:

- reporting country: country or geo-economic area such as EU-28 or euro area;
- reference period: month, quarter or year;
- trade flows: import and export;
- product according to the relevant classification; and
- partner country: EU Member State, non-EU country or geo-economic area.

## 7.6 What additional statistical information is available?

### 7.6.1 Statistical procedure

In extra-EU trade, goods may be transferred from a Member State to a non-EU country, or the other way round, under customs control, and then return to the country of departure. EU legislation requires these movements to be classified under specific statistical procedures derived from customs procedures. For instance, this breakdown allows users to distinguish, for a given imported product, the share of the import which is transformed and re-exported and the share which is imported definitively.

Prior to any analysis and interpretation, it should be noted that the application of a procedure is independent of the nature of the transaction concerned (purchase/sale, processing under contract, etc.). In particular, some of the goods traded for processing, in the more general economic sense of the term, are included under normal imports and exports.

The different statistical procedures are the following:

- **normal imports and exports** are mainly goods exported definitively, or released into free circulation, either directly or via a customs warehouse.
- **The inward processing procedure** makes it possible to import goods temporarily so that they can be processed (transformed) and then to export the resulting products, while benefiting from an exemption from duties, levies or checks which would be carried out under the trade policy normally applicable to imported goods. Data are available separately on (i) imports for inward processing and (ii) exports after inward processing.
- **The outward processing procedure** makes it possible to export goods temporarily for processing and to import the resulting products with a full or partial exemption from duties and levies. Data are available separately on (i) imports after outward processing and (ii) exports for outward processing.
- **The ‘not recorded from customs declaration’ procedure** relates solely to **imports or exports** for which the customs declaration is not the data source. It is especially relevant under the ‘specific movements’ provisions, for example on sea-going vessels and aircraft, where the flows relate to the change of economic owner (and not the physical movement as is generally the case) and the data are therefore obtained from data sources other than customs declarations.

### 7.6.2 Mode of transport

Trade data by mode of transport are very important for many purposes, including formulation of transportation policy, monitoring of international transport routes and assessment of the impact of trade on the environment.

Data by mode of transport are available only for extra-EU trade, from January 1999 according to the NSTR Classification and from January 2000 according to the Harmonised System (HS6, HS4 and HS2 codes). Partial data for intra-EU trade will be published from 2015.

The different modes of transport are the following: sea, rail, air, postal consignment, fixed transport installations, inland waterway and own propulsion. This detailed information is available both in value (euro) and quantity (tonnes or 100 kg).

### 7.6.3 Eligibility and tariff regimes

Imports by tariff regime are of particular interest to users monitoring trade policies and looking for information on the share of duty-free imports and/or preferential imports into the EU. Tariff preferences are applied to extra-EU imports with, in particular, a distinction made between the most favoured nation (MFN) tariffs and preferential ones.

Goods can be imported into the EU under different trade regimes depending on the product and the country of origin. The main trade regime is the MFN which applies, in principle, to all countries. But there are other regimes that provide a specific country or group of countries with a preferential tariff for all or part of their products. The best known is the Generalised System of Preferences for developing countries (<http://ec.europa.eu/trade/policy/countries-and-regions/development/generalised-scheme-of-preferences/>) but there are also other bilateral or multilateral agreements (<http://ec.europa.eu/trade/policy/countries-and-regions/agreements/>).

To provide information on the share of duty-free and/or preferential imports into the EU from a theoretical and practical perspective, data are presented under two classifications: the Eligibility and Tariff regime. The cross-tabulation of these classifications provides data from both perspectives, showing which regime the goods could be imported under (MFN or preferential) and which regime/duty they were actually imported under (zero, non-zero).

### 7.6.4 Trade by enterprise characteristics (TEC)

This dataset analyses the characteristics of businesses actively engaged in importing and exporting by combining international trade data with data from other sources. As a result, there is more information on characteristics such as size, sector of economic activity or level of concentration. This allows for deeper analysis of the impact of trade on employment, production and value added, essential in a globalised world where economies are increasingly interconnected.

The reporting of ITGS by enterprise characteristics requires Member States to produce a dataset independent from their monthly trade statistics. This requirement was included in the revised Intrastat and Extrastat Regulations published in 2009 that came into force from the reference years 2009 and 2010 respectively. Statistics on trade by enterprise characteristics are compiled by linking intra- and extra-EU trade micro-data with [business register](#) data.

The following indicators are available:

- **Trade by economic activity and enterprise size class:** trade by activity sector and employment size class shows the contributions of economic activities and size classes (measured in terms of number of employees) to total trade. This allows the impact of international trade on employment to be analysed and the importance of SMEs to be estimated.
- **concentration of trade by economic activity:** international trade being typically dominated by a few businesses, this indicator shows the share of the total trade accounted for by the top 5, 10, 20, etc. companies.

- **Trade by partner country and economic activity:** trade by partner country shows how many companies were trading with certain partner countries or country zones, and the value they accounted for. This enables the most typical export or import markets to be identified.
- **Trade by number of partner countries and economic activity:** trade by number of partner countries shows how geographically diversified the export markets are. For imports, it shows the number of countries from which goods are imported.
- **Trade by commodity and economic activity:** trade by commodity and activity sector allocates the trade of each commodity to the activity of the trading enterprise. This shows which sectors were involved in the trading of each product group.
- **Trade by type of trade:** this table serves to provide information on how traders are involved in international trade. It shows the number of companies trading within only one flow or in both flows and the trade value these companies account for.
- **Trade by the type of ownership of the business:** This table aims to show the contribution of economic activities and type of ownership to total trade. It can be used to analyse the impact of globalisation on international trade and to estimate the importance of multinational companies for trade.

These data are available for some Member States from the reference year 2005 onwards. Data are available according to Statistical Classification of Economic Activities in the European Communities (NACE), Rev 1.1 for data up to the reference year 2007 and according to NACE Rev. 2 for data for the reference year 2008 onwards. Member States are required to compile them annually and send them to Eurostat within 18 months of the end of the reference year. Data are available from all Member States from the 2009 reference year onwards.

More information on trade by enterprise characteristics can be found in a [specific document](#) on the Eurostat website.

### 7.6.5 Invoicing currency

The invoicing currency is the currency in which the commercial invoice is drawn up. Data by invoicing currency can be used for instance to explore the use of the euro in the EU's international trade, to compare it with the role of the United States dollar (USD) or analyse the role of the euro in the euro area and in the EU. These statistics are very useful to central banks, including the European Central Bank, for comparing the euro with other major international currencies. These data are also used by financial market segments or foreign investors.

Data are available by three product groups — Raw materials without oil (SITC sections 0-4, excluding division 33), Oil (division 33), Manufactured products (sections 5-8) — and by four currencies: euro, national currencies of EU Member States not belonging to the euro area, US dollar and other. Shares by invoicing currency are calculated, within each product group, on the total flow.

These statistics are compiled by Member States and provided to Eurostat once every two years. The first reference years for which statistics by invoicing currency are available are 2010 and 2012. The next reference years will be 2014, 2016 and so on.

Note that data by invoicing currency are made available as 'long-term indicators'.

## 7.7 When are data updated?

- Short-term indicators are updated monthly on the date of the news release (about 46 days after the end of the reference month). The first release of short-term indicators is announced in advance in the [Release Calendar for Euro Indicators](#). The specific [Comext update calendar](#) can also be consulted.
- long-term indicators are updated generally twice a year — once when complete results are available for the last reference year (usually in March of the following year) and once when the annual data become more stable (towards the end of the following year).

- Statistics by statistical procedure and mode of transport are updated every month on the date of the news release. In addition, the Comext database contains a separate dataset which is updated daily, giving users immediate access to the most recently revised data.
- Statistics by tariff regime are updated twice a year and include monthly data for the latest half-year.
- Statistics by enterprise characteristics are in general not updated unless Member States need to revise some figures substantially or amend them.
- Statistics by invoicing currency are not updated, except for data to be amended.

## 7.8 Does Eurostat publish ITGS only for EU Member States?

Eurostat's mission is to be the leading provider of high quality statistics on Europe. Nevertheless, thanks to specific agreements, Eurostat also published trade in goods data for the non-EU countries listed below:

EFTA countries	Aggregated and detailed data are published monthly for Iceland, Liechtenstein, Norway and Switzerland.
Candidate countries	Aggregated and detailed data are published monthly for Iceland, the Former Yugoslav Republic of Macedonia, Montenegro, Serbia and Turkey.
Mediterranean countries	Detailed data are published for Algeria, Egypt, Israel, Jordan, Morocco, the Occupied Palestinian Territory, Syria and Tunisia. Data are published monthly, except for those on the Occupied Palestinian Territory which are published annually.
West Balkans countries	Detailed data are published monthly for Albania, Bosnia and Herzegovina, the Former Yugoslav Republic of Macedonia, Kosovo, Montenegro, Serbia and Turkey. Data for Croatia are also available under the 'Western Balkan countries' dataset but only up to the June 2013 reference month.



## 8 Data access

Eurostat is responsible for publishing ITGS for the European Union and euro area to meet the needs of a wide spectrum of users. These range from businesses, media, universities and private individuals to other departments of the European Commission, other European institutions, national authorities and the European Central Bank. This is a difficult task since users have divergent interests, from historical broad aggregates suitable for economic analysis to very recent detailed data generally required for trade negotiations or market analysis. In addition, not every type of user needs the same tools to access data or is interested in the same products. Some will prefer a powerful tool to extract and handle complex and specific data themselves; some need the latest aggregated data in a predefined table and others would prefer a textual analysis of observed trends.

To carry out this responsibility, Eurostat has designed a system directing users to the appropriate data sources and providing them with the information needed to understand and interpret the statistics.

All data, metadata and electronic publications are accessible free of charges via the Eurostat website.

### 8.1 How can I access data on line?

The Eurostat website is the only place the European ITGS are published. The data are accessible through different paths, the main one being the page dedicated to the ‘International Trade’ theme:

<http://ec.europa.eu/eurostat/web/international-trade/overview>

The screenshot shows the Eurostat website interface. At the top, there is a search bar and navigation links like 'Sign In | Register', 'Legal notice', 'RSS', 'Cookies', 'Links', 'Contact', and a language dropdown set to 'English'. The main header reads 'eurostat Your key to European statistics'. Below this is a breadcrumb trail: 'European Commission > Eurostat > International trade > Overview'. A navigation bar contains 'News', 'Data', 'Publications', 'About Eurostat', and 'Help'. The 'Data' section is expanded to show 'INTERNATIONAL TRADE' with sub-links for 'OVERVIEW', 'Statistics illustrated', 'Data', 'Main tables', 'Database', 'Publications', 'Comext DVD', and 'Classifications'. The 'OVERVIEW' link is selected, leading to the 'International trade' page. This page contains a description of trade statistics, their official source, and a section titled 'Uses of the Data' which lists five key applications: informing negotiations, defining anti-dumping policy, evaluating market progress, carrying out market research, and compiling balance of payments statistics. A 'SEE ALSO' sidebar on the right offers links to 'Balance of payments', 'Frequently asked questions (FAQ)', 'EU legislation for trade in goods statistics', and 'National requirements for the Intrade System'.

Note that the ITGS page also provides access to a wide range of information on data collection, compilation and publication.














































#### 8.1.1 ‘Main tables’ and ‘Database’

The so-called ‘Main tables’ are predefined tables focusing on key indicators. They are refreshed automatically when data are loaded into the databases. The ITGS Main tables include key indicators for the EU, its Member States and the euro area both annually (long-term indicators) and monthly (short-term indicators). Data are available only for a limited range of products (e.g. SITC aggregates).

The ‘Database’ entry point offers users a more advanced tool for selecting and extracting data. Users can define tailor-made tables from the various datasets available. The navigation tree can also be customised to display newly added datasets, latest updates or the most recently visited datasets. Data Explorer offers advanced functions and various download formats (e.g. xls, txt, html, spss, pc axis). All ITGS can be accessed through ‘Database’, i.e. not only the detailed data but also all short and long-term indicators. Data can be extracted using the Data Explorer Interface or the Easy Comext Interface.

### 8.1.2 ITGS ‘Main tables’ — Long-term indicators

**MAIN TABLES**

- International trade
  - International trade data (t\_ext) 
    - International trade long-term indicators (t\_ext\_lti)
      - International trade (t\_ext\_lti\_int)
        - Trade in goods, by main world traders (tet00018)  
        - International trade, by reporting country, total product (tet00002)  
        - International trade of food, drinks and tobacco (SITC 0+1), by reporting country (tet00005)  
        - International trade of raw materials (SITC 2+4), by reporting country (tet00006)  
        - International trade of mineral fuels, lubricants and related materials (SITC 3), by reporting country (tet00007)  
        - International trade of chemicals and related products (SITC 5), by reporting country (tet00008)  
        - International trade of machinery and transport equipment (SITC 7), by reporting country (tet00009)  
        - International trade of other manufactured goods (SITC 6+8), by reporting country (tet00010)  
      - Trade volume indices, by reporting country (tet00001)  
      - Trade unit value indices, by reporting country (tet00028)  
      - Share of trade with the EU27 (tet00037)  
      - Share of trade with the EU28 (tet00036)  
    - Extra-euro area (EA17) trade, by main partners, total product (tet00065)  
    - Extra-euro area (EA17) trade, by product group (tet00066)  
    - Extra-euro area (EA18) trade, by main partners, total product (tet00069)  
    - Extra-euro area (EA18) trade, by product group (tet00070)  
  - EU Imports from developing countries by income group (tsdgp210)   
  - EU Imports from developing countries by group of products (tsdgp220)  
  - EU imports from least-developed countries by group of products (tsdgp230)   
- Extra-EU trade by invoicing currency (t\_ext\_ltic\_ext)
  - Extra-EU imports by Member State, shares by invoicing currency, 2012 (tet00067)  
  - Extra-EU exports by Member State, shares by invoicing currency, 2012 (tet00068)  

- ZIP Intra-EU28 trade, by Member State, total product (tet00047) ⓘ
      - ZIP Extra-EU28 trade, by Member State, total product (tet00055) ⓘ
      - ZIP Extra-EU28 trade, by product group (tet00062) ⓘ
    - ZIP Extra-EU28 trade of food, drinks and tobacco (SITC 0+1), by Member State (tet00063) ⓘ
    - ZIP Extra-EU28 trade of raw materials (SITC 2+4), by Member State (tet00064) ⓘ
    - ZIP Extra-EU28 trade of mineral fuels, lubricants and related materials (SITC 3), by Member State (tet00056) ⓘ
    - ZIP Extra-EU28 trade of chemicals and related products (SITC 5), by Member State (tet00058) ⓘ
    - ZIP Extra-EU28 trade of machinery and transport equipment (SITC 7), by Member State (tet00059) ⓘ
    - ZIP Extra-EU28 trade of other manufactured goods (SITC 6+8), by Member State (tet00060) ⓘ
  - ZIP Extra-EU28 trade, by main partners, total product (tet00035) ⓘ
  - ZIP Extra-EU28 trade of food, drinks and tobacco (SITC 0+1), by main partners (tet00034) ⓘ
  - ZIP Extra-EU28 trade of raw materials (SITC 2+4), by main partners (tet00033) ⓘ
  - ZIP Extra-EU28 trade of mineral fuels, lubricants and related materials (SITC 3), by main partners (tet00032) ⓘ
  - ZIP Extra-EU28 trade of chemicals and related products (SITC 5), by main partners (tet00031) ⓘ
  - ZIP Extra-EU28 trade of machinery and transport equipment (SITC 7), by main partners (tet00030) ⓘ
  - ZIP Extra-EU28 trade of other manufactured goods (SITC 6+8), by main partners (tet00029) ⓘ
- ZIP Intra-EU27 trade, by Member State, total product (tet00039) ⓘ
    - ZIP Extra-EU27 trade, by Member State, total product (tet00038) ⓘ
    - ZIP Extra-EU27 trade, by product group (tet00061) ⓘ
  - ZIP Extra-EU27 trade of food, drinks and tobacco (SITC 0+1), by Member State (tet00048) ⓘ
  - ZIP Extra-EU27 trade of raw materials (SITC 2+4), by Member State (tet00049) ⓘ
  - ZIP Extra-EU27 trade of mineral fuels, lubricants and related materials (SITC 3), by Member State (tet00050) ⓘ
  - ZIP Extra-EU27 trade of chemicals and related products (SITC 5), by Member State (tet00051) ⓘ
  - ZIP Extra-EU27 trade of machinery and transport equipment (SITC 7), by Member State (tet00052) ⓘ
  - ZIP Extra-EU27 trade of other manufactured goods (SITC 6+8), by Member State (tet00053) ⓘ
- ZIP Extra-EU27 trade, by main partners, total product (tet00040) ⓘ
- ZIP Extra-EU27 trade of food, drinks and tobacco (SITC 0+1), by main partners (tet00041) ⓘ
- ZIP Extra-EU27 trade of raw materials (SITC 2+4), by main partners (tet00042) ⓘ
- ZIP Extra-EU27 trade of mineral fuels, lubricants and related materials (SITC 3), by main partners (tet00043) ⓘ
- ZIP Extra-EU27 trade of chemicals and related products (SITC 5), by main partners (tet00044) ⓘ
- ZIP Extra-EU27 trade of machinery and transport equipment (SITC 7), by main partners (tet00045) ⓘ
- ZIP Extra-EU27 trade of other manufactured goods (SITC 6+8), by main partners (tet00046) ⓘ

### 8.1.3 ITGS 'Main tables' — Short-term indicators

International trade short-term indicators (t\_ext\_sti)

ZIP	Imports of goods - total (teiet110)	Updated
ZIP	Imports of goods - food, drinks and tobacco (teiet120)	Updated
ZIP	Imports of goods - raw materials (teiet130)	Updated
ZIP	Imports of goods - mineral fuels, lubricants and related materials (teiet140)	Updated
ZIP	Imports of goods - chemicals and related products (teiet150)	Updated
ZIP	Imports of goods - other manufactured products (teiet160)	Updated
ZIP	Imports of goods - machinery and transport equipment (teiet170)	Updated
ZIP	Exports of goods - total (teiet010)	Updated
ZIP	Exports of goods - food, drinks and tobacco (teiet020)	Updated
ZIP	Exports of goods - raw materials (teiet030)	Updated
ZIP	Exports of goods - mineral fuels, lubricants and related materials (teiet040)	Updated
ZIP	Exports of goods - chemicals and related products (teiet050)	Updated
ZIP	Exports of goods - other manufactured products (teiet060)	Updated
ZIP	Exports of goods - machinery and transport equipment (teiet070)	Updated
ZIP	Balance of trade - EU and euro area aggregates (teiet210)	Updated
ZIP	Unit value of exports (teiet300)	Updated
ZIP	Unit value of imports (teiet310)	Updated

### 8.1.4 ITGS 'Database' — Long-term indicators

International trade long-term indicators (ext\_lti)

International trade (ext\_lti\_int)

ZIP	Share of EU in the World Trade (ext_lt_introle)	i
ZIP	International trade of EU, the euro area and the Member States by SITC product group (ext_lt_intertrd)	i
ZIP	International trade of EFTA and candidate countries (ext_lt_intercc)	i
ZIP	EU trade since 1995 - quarterly data (ext_lt_euqtr)	i
ZIP	Extra-Euro area trade by partner and by SITC product group (ext_lt_mainez)	i

EU trade by Member State, by partner and by product group (ext\_lti\_ext)

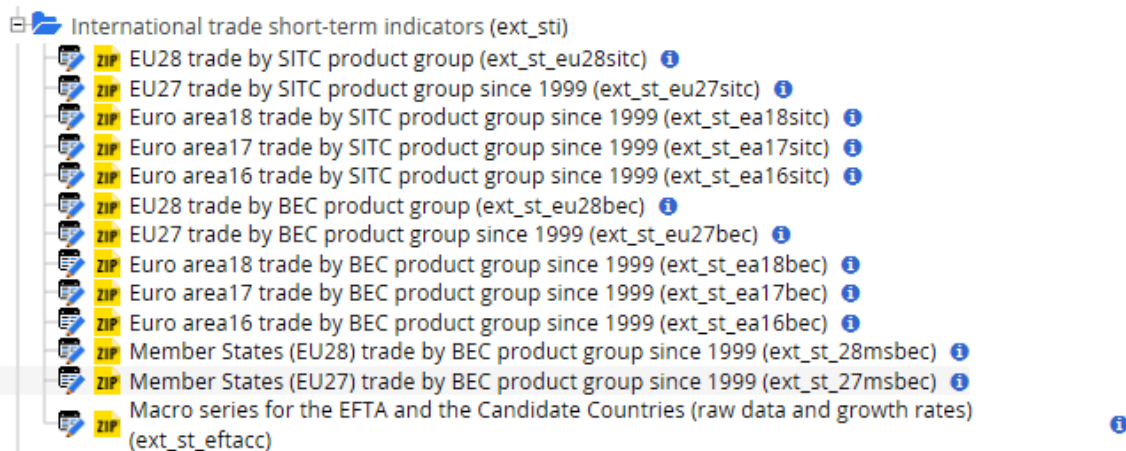
International trade long-term indicators (ext\_lti)

International trade (ext\_lti\_int)

EU trade by Member State, by partner and by product group (ext\_lti\_ext)

ZIP	Intra and Extra-EU trade by Member State and by product group (ext_lt_intratrd)	i
ZIP	Extra-EU trade by Member State, shares by invoicing currency (ext_lt_invcur)	i
ZIP	Extra-EU trade by partner (ext_lt_maineu)	i
ZIP	Extra-EU trade of food, drinks and tobacco (SITC 0+1) by partner (ext_lt_mainagri)	i
ZIP	Extra EU trade of raw materials (SITC 2+4), by partner (ext_lt_mainrawm)	i
ZIP	Extra-EU trade of mineral fuels, lubricants and related materials (SITC 3) by partner (ext_lt_mainmine)	i
ZIP	Extra-EU trade of chemicals and related products (SITC 5) by partner (ext_lt_mainchem)	i
ZIP	Extra-EU trade of other manufactured goods (SITC 6+8) by partner (ext_lt_mainmanu)	i
ZIP	Extra-EU trade of machinery and transport equipment (SITC 7) by partner (ext_lt_mainmach)	i

### 8.1.5 ITGS ‘Database’ — Short-term indicators



### 8.1.6 ITGS ‘Database’ — Detailed data

Detailed data for the EU Member States and the EFTA countries are directly accessible from the navigation tree:



More detailed data are available via the ‘Traditional international trade database access (Comext)’.

### 8.1.7 Easy Comext and Comext Analytical interfaces

The last heading in the subfolder ‘International trade detailed data’ concerns access to the traditional Easy Comext database, a tailor-made application for ITGS and Prodcom statistics. Easy Comext can also be accessed directly at <http://epp.eurostat.ec.europa.eu/newxtweb/> or through an internet search for ‘Easy Comext’.

Comext allows users to access the complete range of detailed ITGS provided by Eurostat, including data for the EFTA, Western Balkan and Mediterranean countries. This powerful tool is of particular value to regular users performing frequent extractions, often with a large volume of data or with very precise requests.

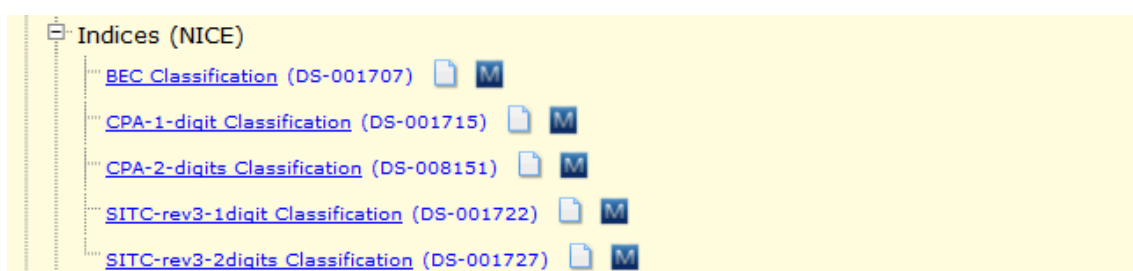
Users can filter and create tailor-made queries which can be saved and modified at any time. The [Easy Comext user guide](#) explains step-by-step how to make a data extraction. This can also be found in the [online tutorial for Comext](#).

Users needing to extract huge amounts of data can use the Analytical Client. This is accessible via the Easy Comext interface but requires a login ('Login' button).

The following datasets can be consulted via Easy Comext:

























Easy Comext also gives access to all the indices compiled by Eurostat, to trade by enterprise characteristics data and also to available nomenclatures and correlations.













**International Trade in Goods Statistics by Enterprise Characteristics**

- NACE Rev. 1.1.
    - [1: Trade by activity and enterprise size class \(DS-056329\)](#)  
    - [2: Concentration of trade by activity \(DS-056330\)](#)  
    - [3: Trade by partner country and activity \(DS-056331\)](#)  
    - [4: Trade by number of partner countries and activity \(DS-056332\)](#)  
    - [5: Trade by commodity and activity \(DS-056333\)](#)  
  - NACE Rev. 2.
    - [1: Trade by activity and enterprise size class \(DS-057390\)](#)  
    - [2: Concentration of trade by activity \(DS-057391\)](#)  
    - [3: Trade by partner country and activity \(DS-057392\)](#)  
    - [4: Trade by number of partner countries and activity \(DS-057393\)](#)  
    - [5: Trade by commodity and activity \(DS-057394\)](#)  
    - [6: Trade by type of traders \(DS-058090\)](#)  
    - [7: Trade by type of ownership \(DS-058091\)](#)  

**Available nomenclatures**

- [BEC-IND](#)  
- [CPA](#)  
- [CPA2008\\_NEW](#)  
- [EU\\_FLUX](#)  
- [FREE\\_ISO](#)  
- [LEGAL\\_TARIC](#)  
- [CN](#)  
- [NSTR](#)  
- [PRODCOM GEO](#)  
- [PRODCOM\\_INDICATOR](#)  
- [PRODCOM\\_MONTHLY](#)  
- [PRODCOM\\_YEARLY](#)  
- [SITC](#)  

**Available relations**

- [CN8\\_BEC](#)  
- [CPA2008-CN8](#)  
- [SITC-CN8](#)  
- [CN8-NSTR](#)  
- [TARIC\\_2-CPA](#)  

### 8.1.8 Bulk Download facility

The [Bulk Download facility](#) allows users to download all Eurostat datasets in tsv (time series — tab separated values), dft and sdmx format, which can easily be imported into a chosen tool for further analysis. A manual is available containing all detailed information on the facility, the table of contents that includes the list of the datasets available and the ‘dictionaries’ of all the coding systems used in the datasets. ITGS are available only in csv format and DVD with Comext software included for local use.

Until 2012, Eurostat published **monthly DVDs** for the most recent data and different **supplementary versions** for annual and historical data. The DVDs are no longer for sale but it is possible to download an image version for free from the [Bulk Download web page](#) and the [Comext](#) domain. Each monthly downloadable file (called DVD ‘image’) corresponding to the content of the former monthly DVD contains the following information:

- monthly and annual trade of the EU and each Member State for the latest months:
  - detailed data for approximately 9 400 product lines, classified into 99 chapters, for around 250 partner countries and 50 partner economic zones
  - main indicators: value (euro and national currencies) and in quantity (tonnes and supplementary units)
- extra-EU imports by tariff regime
- monthly trade of EFTA countries.

The former monthly DVD-ROMs were supplemented by three other DVD-ROMs produced annually to allow the extraction of longer time series. These DVDs are also no longer sold but are available from the [Comext](#) domain under the Bulk Download web page:

- intra- and extra-EU trade — Monthly data DVD (CN — Supplement 1): This contains monthly data for all Member States and the EU from 1998 to the latest year available;
- intra- and extra-EU trade — Annual data (CN — Supplement 2): This contains annual data for all Member States and the EU from 1988 to the latest year available;
- extra-EU trade by transport mode — Monthly data (NSTR Nomenclature — Supplement 3): This contains data by transport mode for all Member States and the EU from 2002 to the latest year available.

In addition to statistics, all files contain the relevant metadata: product and country classifications, methodological notes, data availability and user manual.

Finally, the former CD-ROM ‘EEC external trade Nimexe — Annual data 1976-1987’ is also available from the bulk download web page. It contains historical data from 1976 to 1987, broken down by product according to the Nimexe classification. The Nimexe classification was used to collect trade statistics before the implementation of the Combined Nomenclature in January 1988.

## 8.2 Publications on line

International trade publications in PDF format are provided to the general public free of charge under the ‘International Trade’ theme on the [Eurostat website](#).

The following types of publications are available:

- The international trade **Euro indicators News Release** gives the first results (including estimates) on euro area and EU trade flows. It is published online around 46 days after the reference month. The precise date of the [monthly release](#) is announced on the Eurostat website. The headline indicators are the non-seasonally adjusted euro area and EU trade balances for the latest reference month. Detailed results by main products, main partners and Member State are given for the cumulated period, i.e. from January to the month preceding the latest reference month. Seasonally and working day adjusted aggregates (imports, exports and trade balance) are also available for the euro area and the EU. Note that the seasonally adjusted trade balance is one of the **Principal European Economic Indicators** (PEEIs) used to give an overall picture of the macroeconomic situation in the EU and the euro area.



- The **Statistics in Focus** collection (4 to 16 pages of tables, graphs and text) contains summaries of the main results of the latest surveys, studies and analyses. In the field of international trade, these studies cover the EU's trade with its main trading partners (including the USA, Japan, China and Latin America), trade in certain strategic goods (such as high technology products and energy) and trade of particular interest (such as EU trade with the Mediterranean countries). They are published on an ad hoc basis.
- The **pocketbooks** (± 100 pages, pocket size) provide an overview of the characteristics of the EU's trade in goods. Data are provided for the EU as a whole, the euro area and each Member State, with a breakdown by main partners and major product groups, according to the Standard International Trade Classification. The pocketbooks show Member States' trade flows with other EU countries (intra-EU trade) and non-EU partners (extra-EU trade).

All publications are updated regularly and pre-announced on the [Eurostat website](#).

### 8.3 Statistics Explained

'Statistics Explained' is an official Eurostat website presenting all statistical topics in an easily understandable way. Together, the articles make up an encyclopedia of European statistics, completed by a statistical glossary clarifying all terms used and numerous links to further information and the very latest data and metadata. The website is a portal for occasional and regular users alike.

All 'Statistics Explained' relating to ITGS can be accessed from the following page:  
[http://ec.europa.eu/eurostat/statistics-explained/index.php/International\\_trade](http://ec.europa.eu/eurostat/statistics-explained/index.php/International_trade)

A series of articles are available, among them:

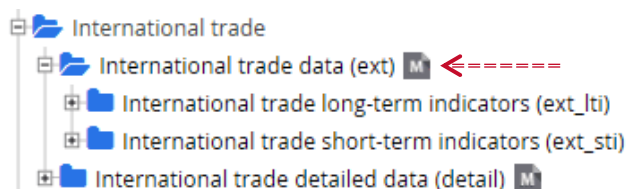
- extra-EU trade in goods, in manufactured goods and in primary goods;
- extra-euro area trade in goods; and
- international trade in goods, in medicinal and pharmaceutical products, in motor cars and by enterprise characteristics.

The articles in 'Statistics Explained' are regularly updated (usually once a year) and can be included in 'virtual' publications, such as the [Eurostat Yearbook](#).

Since 2014, 'Statistics Explained' includes Statistics in Focus, a special category of statistical articles which, unlike the standard articles, are not updated. An example for ITGS can be found [here](#).

### 8.4 Where can I find metadata?

A wide array of descriptive and methodological notes is made available to help users understand the scope of ITGS. This User Guide is one of the main guidance documents but useful information can also be found in the Euro SDMX Metadata Structure (ESMS) documentation. The ESMS metadata are accessible via the navigation tree:



In addition, full metadata, notes and news are available for each Easy Comext dataset via the 'International trade metadata' button.

### 8.5 User support

With the members of the European Statistical System Eurostat has established a network of support centres in nearly all Member States as well as some EFTA countries. Their mission is to provide help and

guidance to users of European statistical data. Details of this user support network can be found in the Help section of [Eurostat's website](#). In addition, Eurostat provides specific support to journalists via its [Press centre](#).

Note that specific support is available for ITGS through the following email address:  
[comextsupport@ec.europa.eu](mailto:comextsupport@ec.europa.eu)

## Annex 1 — List of goods and movements excluded from ITGS

Lists of these exclusions or exemptions from ITGS are given in Annex 1 of Commission Regulation (EU) No 113/2010 for extra-EU trade and in Annex 1 of Commission Regulation (EC) No 1982/2004 for intra-EU trade. The exclusions or exemptions apply to the following items:

- a) monetary gold;
- b) means of payment which are legal tender and securities, including means which are payment for services such as postage;
- c) goods for or following temporary use (e.g. hire, loan, operational leasing), provided all the following conditions are met:
  - no processing is or was planned or carried out;
  - the expected duration of the temporary use was or is not intended to be longer than 24 months;
  - no change of ownership took place or is intended to take place, or for extra-EU trade the dispatch/arrival has not to be declared as a supply/acquisition for VAT purposes for intra-EU trade.
- d) goods moving between:
  - the Member State and its territorial enclaves in non-EU countries or other Member States and the host Member State and territorial enclaves of non-EU countries, other Member States or international organisations;
  - territorial enclaves include embassies and national armed forces stationed outside the territory of the mother country.
- e) goods used as carriers of customised information including software;
- f) software downloaded from the internet;
- g) goods supplied free of charge which are themselves not the subject of a commercial transaction, provided that their movement is with the sole intention of preparing or supporting an intended subsequent trade transaction by demonstrating the characteristics of goods or services such as:
  - advertising material;
  - commercial samples;
- h) goods for and after repair and replacement parts that are incorporated in the framework of the repair and the replaced defective parts;
- i) means of transport travelling in the course of their work, including spacecraft launchers at the time of launching;

### **In addition, for extra-EU trade only:**

- j) goods declared orally to customs authorities which are either of a commercial nature, provided that their value does not exceed the statistical threshold of EUR 1 000 and 1 000 kg, or of a non-commercial nature; and
- k) goods released for free circulation after being subject to the customs procedures of inward processing or processing under customs control.

## Annex 2 — Specific goods and movements

### Vessels and aircraft – Transfer of economic ownership

<b>Scope</b>	Transfer of economic ownership
<b>Reference period</b>	Month when transfer of ownership takes place
<b>Flow</b>	Intra-EU/extra-EU imports and exports
<b>Partner country</b>	<b>Imports:</b> country of construction for new vessels and aircraft, otherwise residence country of previous economic owner <b>Exports:</b> residence country of new economic owner
<b>Commodity codes</b>	<b>Vessels:</b> seagoing vessels, tugs, warship and floating structure; commodity codes: 8901 10 10, 8901 20 10, 8901 30 10, 8901 90 10, 8902 00 10, 8903 91 10, 8903 92 10, 8904 00 10, 8904 00 91, 8905 10 10, 8905 20 00, 8905 90 10, 8906 10 00 and 8906 90 10. <b>Aircraft:</b> 8802 30 00 and 8802 40 00
<b>Trade value</b>	Value that would be invoiced in case of sale/purchase of the whole vessel and aircraft.
<b>Quantity</b>	<b>Net mass:</b> only for aircraft <b>Supplementary quantity:</b> in number of items

## Vessels and aircraft – Processing operation

<b>Scope</b>	Processing operation (based on physical movements)
<b>Reference period</b>	<b>Intra-EU trade:</b> month of arrival or dispatch (when vessel or aircraft is brought to/leaves the premises of processor) <b>Extra-EU trade:</b> month of acceptance of customs declaration
<b>Flow</b>	Intra-EU/extra-EU imports and exports
<b>Partner country</b>	<b>Imports in view of processing:</b> residence country of economic owner <b>Imports after processing:</b> country of processing <b>Exports in view of processing:</b> country of processing <b>Exports after processing:</b> residence country of economic owner
<b>Commodity codes</b>	<b>Vessels:</b> seagoing vessels, tugs, warship and floating structure; commodity codes: 8901 10 10, 8901 20 10, 8901 30 10, 8901 90 10, 8902 00 10, 8903 91 10, 8903 92 10, 8904 00 10, 8904 00 91, 8905 10 10, 8905 20 00, 8905 90 10, 8906 10 00 and 8906 90 10. <b>Aircraft:</b> 8802 30 00 and 8802 40 00
<b>Trade value</b>	<b>Movement in view of processing:</b> value of unprocessed goods that would be invoiced in case of sale/purchase <b>Movement after processing:</b> value of unprocessed goods plus value added by processing
<b>Quantity</b>	<b>Net mass:</b> only for aircraft <b>Supplementary quantity:</b> in number of items

## Goods delivered to vessels and aircraft

<b>Scope</b>	Physical delivery of goods in a Member State's port/airport on board a vessel/aircraft whose economic owner does not reside in that Member State
<b>Reference period</b>	Month when the goods are delivered
<b>Flow</b>	Intra-EU/extra-EU exports
<b>Partner country</b>	Residence country of economic owner of the vessel/aircraft or, if not determined, QR "Stores and provisions within the framework of intra-EU trade" or QS "Stores and provisions within the framework of extra-EU trade"
<b>Commodity codes</b>	9930 24 00, 9930 27 00 or 9930 99 00 converted in 8-digit codes containing the letter B (see Annex 3) in data published by Eurostat
<b>Trade value</b>	Standard definition including statistical value in case of processing
<b>Quantity</b>	<b>Net mass:</b> mandatory for goods belonging to CN chapter 27, otherwise optional <b>Supplementary quantity:</b> optional

## Goods delivered to and from offshore installations

<b>Scope</b>	<p>Physical movement of goods:</p> <ul style="list-style-type: none"> <li>— between a Member State and another Member State's or a non-EU country's offshore installation ; or</li> <li>— between Member State's offshore installations and another Member State's or a non-EU country's offshore installation</li> </ul> <p>Note: An offshore installation is deemed country's offshore installation if it is established in exclusive economic zone of that country.</p>
<b>Reference period</b>	Month when the goods are delivered
<b>Flow</b>	Intra-EU/extra-EU imports and exports
<b>Partner country</b>	<ul style="list-style-type: none"> <li>— A Member State or a non-EU country from/to which are goods delivered</li> <li>— Member State or a non-EU country from/to whose exclusive economic zone are goods delivered</li> </ul> <p>Note: The codes QV "Countries and territories not specified in the framework of intra-EU trade" or QW "Countries and territories not specified within the framework of extra-EU trade" may be used instead of real partner country.</p>
<b>Commodity codes</b>	<p>9931 24 00, 9931 27 00 or 9931 99 00 converted in 8-digit codes containing the letter F (see Annex 3) in data published by Eurostat for goods delivered for the crew and for the operation of engines, machines and other equipment of the offshore installation</p> <p>CN8 codes for other goods</p>
<b>Trade value</b>	Standard definition
<b>Quantity</b>	<p><b>Net mass:</b> Mandatory for goods belonging to CN chapter 27, otherwise optional</p> <p><b>Supplementary quantity:</b> Mandatory for goods belonging to CN chapter 27, otherwise optional</p>

## Sea products

<b>Scope</b>	<ul style="list-style-type: none"> <li>— Landing of sea products in Member State's port by another Member State's/country's vessel</li> <li>— Acquisition of sea products by Member State's vessel from another Member State's/country's vessel</li> </ul> <p>Note: A vessel is deemed country's vessel if the economic owner of the vessel is established in that country.</p>
<b>Reference period</b>	Month when the sea products are landed in Member State's port and month when the sea products are acquired by Member State's vessel
<b>Flow</b>	Intra-EU/extra-EU imports and exports
<b>Partner country</b>	<ul style="list-style-type: none"> <li>— Member State where the port is located</li> <li>— Member State/country from whose vessels the sea products were acquired</li> </ul>
<b>Commodity codes</b>	Any relevant CN8 codes
<b>Trade value</b>	Standard definition
<b>Quantity</b>	<p><b>Net mass:</b> Mandatory</p> <p><b>Supplementary quantity:</b> Mandatory</p>



## Spacecraft

<b>Scope</b>	Acquisition of economic ownership of a new spacecraft by the first economic owner
<b>Reference period</b>	Month when the spacecraft is launched
<b>Flow</b>	Intra-EU/extra-EU imports and exports
<b>Partner country</b>	— Member State/country of construction on imports — Member State/country of residence of the first economic owner of the new spacecraft on exports
<b>Commodity code</b>	8802 60 10
<b>Trade value</b>	Value of the spacecraft excluding transport and insurance costs
<b>Quantity</b>	<b>Net mass:</b> Mandatory <b>Supplementary quantity:</b> Mandatory

## Electricity and gas

<b>Scope</b>	Physical movement
<b>Reference period</b>	Month of import and export
<b>Flow</b>	Intra-EU/extra-EU imports and exports
<b>Partner country</b>	Member State of consignment for intra-EU imports and country of origin for extra-EU imports Member State/country of destination for exports
<b>Commodity codes</b>	<b>Electricity:</b> 2716 00 00 <b>Gas:</b> 2711 21 00
<b>Trade value</b>	Standard definition but may be based on estimates
<b>Quantity</b>	<b>Net mass:</b> no net mass for electricity (null value) / mandatory for gas <b>Supplementary quantity:</b> Mandatory both for electricity and gas

## Annex 3 — Alphanumeric codes

Alphanumeric codes are used in intra- and extra-EU trade statistics to identify confidential or adjusted data and trade for which a breakdown of the results at a detailed level of the product classification is not possible. This usually concerns goods for which some Member States allow a simplified declaration to be made. In principle, the results relating to the alphanumeric codes are included under the relevant chapter of the CN (e.g. 63III000 Selections of goods of Chapter 63). If the chapter cannot be identified, the results are included under Chapter 99 (e.g. 99III000 Selections of goods not specified elsewhere).

<b>Code 99AAA000</b>	Intra-EU trade involving transactions falling below the ‘small scale transaction threshold’ or residual products collected under the simplification scheme
<b>Codes containing the letter B</b>	Deliveries of products for the crew and passengers, and for the operation of the engines, machines and other equipment of sea-going vessels or aircraft
<b>Codes containing the letter C</b>	Corrections due to the reporting of erroneous codes
<b>Codes containing the letter E</b>	Selections of goods for which a simplified declaration applies
<b>Codes containing the letter F</b>	Goods destined for the operators of an offshore installation or for the operation of the engines, machines and other equipment of the offshore installation
<b>Codes containing the letter I</b>	Components of industrial plant for which a simplified declaration applies. ‘Industrial plant’ is a combination of machines, apparatus, appliances, equipment, instruments and materials which together make up large-scale, stationary units producing goods or providing services
<b>Codes containing the letter M</b>	Adjustments for trade below the exemption threshold and non-/late response, broken down by chapter
<b>Codes containing the letter P</b>	Goods transported by post for which a simplified declaration applies
<b>Code 99RRR100</b>	Returned goods for which a simplified declaration applies
<b>Codes containing the letter S</b>	Confidential data
<b>Codes containing the letter T</b>	Foodstuffs, drinks and tobacco for which a simplified declaration applies
<b>Code 87VVV000</b>	Motor vehicle components for which a simplified declaration applies
<b>Code 88WWW000</b>	Aircraft components for which a simplified declaration applies
<b>Code 99YYY000</b>	Adjustments for trade below the exemption threshold and non-/late response, not broken down by chapter

## Annex 4 — National authorities involved in ITGS

<b>Belgium</b>	National Bank of Belgium National Accounts Institute Boulevard de Berlaimont 14 1000 Brussels <a href="http://www.nbb.be">www.nbb.be</a>	Customs and Excise North Galaxy K. Albert II laan, 33 1030 Brussels <a href="http://fiscus.fgov.be/interfdanl">http://fiscus.fgov.be/interfdanl</a>
<b>Bulgaria</b>	National Statistical Institute Division 'Foreign Trade Statistics' 2, P. Volov Str. 1038 Sofia <a href="http://www.nsi.bg">www.nsi.bg</a>  National Customs Agency 47, Rakovski str. 1202 Sofia <a href="http://customs.bg">http://customs.bg</a>	National Revenue Agency Intrastat Directorate Bul. 52 Dondukov Sofia <a href="http://www.nra.bg">www.nra.bg</a>
<b>Czech Republic</b>	Czech Statistical Office External Trade Statistics Department Na padesátém 81 3268/81 100 82 Praha 10 — Stranice <a href="http://www.czso.cz">www.czso.cz</a>	General Directorate of Customs Budějovická 7 140 96 Praha 4 <a href="http://www.cs.mfcr.cz">www.cs.mfcr.cz</a>
<b>Denmark</b>	Statistics Denmark External Trade and Balance of Payments Section Sejrøgade 11 2100 Copenhagen <a href="http://www.dst.dk">www.dst.dk</a>	SKAT Østbanegade 123 2100 Copenhagen <a href="http://www.skat.dk">www.skat.dk</a>
<b>Germany</b>	Federal Statistical Office (Destatis) Foreign Trade Division Gustav-Stresemann-Ring 11 65180 Wiesbaden <a href="http://www.destatis.de">www.destatis.de</a>	Federal Ministry of Finance Am Propstthof 78a 53121 Bonn <a href="http://www.zoll.de">www.zoll.de</a>
<b>Estonia</b>	Statistics Estonia Foreign Trade Statistics Service Tatari 51 10134 Tallinn <a href="http://www.stat.ee">www.stat.ee</a>	Estonian Tax and Customs Board Lõõtsa 8a 15176 Tallin <a href="http://www.emta.ee">www.emta.ee</a>
<b>Ireland</b>	Central Statistics Office External Trade and Environment Ardee Rd. Rathmines Dublin 6 <a href="http://www.cso.ie">www.cso.ie</a>	Revenue Commissioners VIES, Intrastat, Mutual Assistance Office, Government Offices, Millennium Centre Dundalk, Co. Louth <a href="http://www.revenue.ie">www.revenue.ie</a>

	<p>Revenue Commissioners          Customs Division          Government Offices          St Conlan's Road          Nenagh, Co. Tipperary  <a href="http://www.revenue.ie">www.revenue.ie</a></p>	
<b>Greece</b>	<p>Hellenic Statistical Authority          External Trade Section          Pireos 46 &amp; Eponiton          18510 Pireas  <a href="http://www.statistics.gr">www.statistics.gr</a></p>	<p>General Secretariat of Tax and Customs          Kar. Servias 10          101 84 Athens  <a href="http://www.gsis.gr">www.gsis.gr</a></p>
<b>Spain</b>	<p>State Revenue Agency          Customs and Excise Department          Avda. Llano Castellano, 17          28071 Madrid  <a href="http://www.aeat.es">www.aeat.es</a></p>	
<b>France</b>	<p>Directorate-General of Customs and Excise          Department of Statistics and Economic Studies          11, rue des deux Communes          93558 Montreuil Cedex  <a href="http://www.douane.gouv.fr">www.douane.gouv.fr</a></p>	
<b>Croatia</b>	<p>Croatian Bureau of Statistics          External Trade in Goods Statistics Department          Ilica 3          10000 Zagreb  <a href="http://www.dzs.hr">www.dzs.hr</a></p>	<p>Customs Directorate          Alexandera von Humboldta 4a          10000 Zagreb  <a href="http://www.carina.hr">www.carina.hr</a></p>
<b>Italy</b>	<p>National Statistical Institute          Statistics on Foreign Trade and Enterprise          International Activities Division          Via Cesare Balbo 16          00184 Rome  <a href="http://www.istat.it">www.istat.it</a></p>	<p>Customs Agency          Via Mario Carucci, 71          00143 Rome  <a href="http://www.agenziadogane.gov.it">www.agenziadogane.gov.it</a></p>
<b>Cyprus</b>	<p>Statistical Service of Cyprus          Foreign Trade Section          Michalakis Karaolis Str.          1444 Nicosia  <a href="http://www.mof.gov.cy/cystat">www.mof.gov.cy/cystat</a></p>	<p>VAT Service          Intrastat Section          M. Karaoli &amp; Gr. Afxentiou corner          1096 Nicosia  <a href="http://www.mof.gov.cy/vat">www.mof.gov.cy/vat</a></p>
	<p>Customs and Excise Department          M. Karaoli &amp; Gr. Afxentiou corner          1096 Nicosia  <a href="http://www.mof.gov.cy/customs">www.mof.gov.cy/customs</a></p>	

<b>Latvia</b>	<p>Central Statistical Bureau of Latvia  Foreign trade statistics data collection and processing section  Foreign trade statistics methodology, analysis and dissemination section  Lāčplēša street 1  1301 Riga  <a href="http://www.csb.gov.lv">www.csb.gov.lv</a></p>	<p>State Revenue Service  Customs Board  Talejas iela 1  1978 Riga  <a href="https://www.vid.gov.lv">https://www.vid.gov.lv</a></p>
<b>Lithuania</b>	<p>Statistics Lithuania  Foreign Trade Statistics Division  29 Gedimino Ave.  01500 Vilnius  <a href="http://www.stat.gov.lt">www.stat.gov.lt</a></p>	<p>Customs Department under the Ministry of Finance of the Republic of Lithuania  A. Jakšto str.1  01105 Vilnius  <a href="http://www.cust.lt">www.cust.lt</a></p>
<b>Luxembourg</b>	<p>STATEC  External Trade Unit  13, rue Erasme  1468 Luxembourg  <a href="http://www.statec.lu">www.statec.lu</a></p>	<p>Customs and Excises Directorate  22, rue de Bitbourg  1273 Luxembourg  <a href="http://www.do.etat.lu">www.do.etat.lu</a></p>
<b>Hungary</b>	<p>Hungarian Central Statistical Office  Foreign Trade Statistics Department  Keleti Károly Str. 5–7  1024 Budapest  <a href="http://www.ksh.hu">www.ksh.hu</a></p>	<p>Hungarian Customs and Finance Guard  Széchenyi u. 2  1054 Budapest  <a href="http://www.vam.hu">www.vam.hu</a></p>
<b>Malta</b>	<p>National Statistics Office  Lascaris  VLT 2000 Valletta  <a href="http://www.nso.gov.mt">www.nso.gov.mt</a></p> <p>Department of Customs  Custom House  Lascaris Wharf  VLT 1920 Valletta  <a href="http://finance.gov.mt">http://finance.gov.mt</a></p>	<p>VAT Department  16, Centre Point Building  Birkirkara BKR 4633  <a href="http://www.vat.gov.mt">www.vat.gov.mt</a></p>
<b>Netherlands</b>	<p>Statistics Netherlands  CBS-weg 11  6412 EX Heerlen  <a href="http://www.cbs.nl">www.cbs.nl</a></p>	<p>Customs Administration of the Netherlands  Postbus 3070  6401 DN Heerlen  <a href="http://www.belastingdienst.nl">www.belastingdienst.nl</a></p>
<b>Austria</b>	<p>Statistics Austria  Foreign trade  Guglgasse 13  1110 Vienna  <a href="http://www.statistik.at">www.statistik.at</a></p>	<p>Federal Ministry of Finance  Directorate-General Customs and International as well as Organisational Tax Issues  Johannesgasse 5  1010 Vienna  <a href="http://www.bmf.gv.at">www.bmf.gv.at</a></p>

<b>Poland</b>	Central Statistical Office Foreign Trade Section Al. Niepodległości 208 00-925 Warsaw <a href="http://www.stat.gov.pl">www.stat.gov.pl</a>	Ministry of Finance Customs Service ul. Świętokrzyska 12 00-916 Warsaw <a href="http://www.mf.gov.pl">www.mf.gov.pl</a>
<b>Portugal</b>	National Statistical Institute International Trade, Industry and Construction Av. António José de Almeida 1000-043 Lisbon <a href="http://www.ine.pt">www.ine.pt</a>	Tax and Customs Authority Praça do Comércio 1100-016 Lisbon <a href="http://www.e-financas.gov.pt">www.e-financas.gov.pt</a>
<b>Romania</b>	National Institute of Statistics Foreign Trade Department B-dul Libertății 16, sector 5 050706 Bucharest <a href="http://www.insse.ro">www.insse.ro</a>	National Authority of Customs Str. Matei Millo 13, sector 1 010144 Bucharest <a href="http://www.customs.ro">www.customs.ro</a>
<b>Slovenia</b>	Statistical Office of the Republic of Slovenia External Trade Statistics Litostrojska cesta 54 1000 Ljubljana <a href="http://www.stat.si">www.stat.si</a>	Customs Administration of the Republic of Slovenia Šmartinska cesta 55 1523 Ljubljana <a href="http://www.carina.gov.si">www.carina.gov.si</a>
<b>Slovakia</b>	Statistical Office of the Slovak Republic Department of External Trade Statistics Miletičova 3 824 67 Bratislava <a href="http://www.statistics.sk">www.statistics.sk</a>	Financial Directorate of the Slovak Republic Customs Section Mierová č. 23 815 11 Bratislava <a href="http://www.colnasprava.sk">www.colnasprava.sk</a>
<b>Finland</b>	National Board of Customs Foreign Trade and Taxation Statistics Unit Erottajankatu 2 00101 Helsinki <a href="http://www.tulli.fi">www.tulli.fi</a>	
<b>Sweden</b>	Statistics Sweden Foreign Trade Karlavägen 100 104 51 Stockholm <a href="http://www.scb.se">www.scb.se</a>	Swedish Customs Alströmergatan 39 Box 12 854 112 98 Stockholm <a href="http://www.tullverket.se">www.tullverket.se</a>
<b>United Kingdom</b>	HM Revenue & Customs — Trade Statistics Alexander House 21 Victoria Avenue SS99 1AA Southend on Sea <a href="http://www.uktradeinfo.com">www.uktradeinfo.com</a>	HM Revenue & Customs Crownhill Court Tailyour Road PL6 5BZ Plymouth <a href="http://customs.hmrc.gov.uk">http://customs.hmrc.gov.uk</a>

# Glossary

<b>Arrivals</b>	Imports from another Member State (intra-EU imports).
<b>Balance of payments</b>	The statistical system through which economic transactions between an economy and the rest of the world over specific time periods can be summarised in a systematic way. The fifth edition of the IMF Balance of Payments Manual (BPM5) provides conceptual guidelines for compiling balance of payments statistics according to international standards.
<b>Combined Nomenclature</b>	A systematic list of goods descriptions based on the Harmonised System, used for the purposes of the Common Customs Tariff, external trade statistics and other Community policies (Article 1 of Regulation (EEC) No 2658/87, OJ L 256, 1987, p.1).
<b>Country of origin</b>	The country where the goods originate. Goods that are wholly obtained or produced in a country originate in that country. Goods whose production involved more than one country are deemed to originate in the country where they underwent their last, substantial, economically justified processing or processing resulting in the manufacture of a new product.
<b>Customs declaration</b>	The act whereby a person indicates in the prescribed form and manner a wish to place goods under one of the customs procedures provided for by the Community Customs Code (Articles 4(17) and 59 to 78 CC).
<b>Customs procedure</b>	The Community Customs Code provides for eight customs procedures: release for free circulation, transit, customs warehousing, inward processing, processing under customs control, temporary importation, outward processing, and exportation (Article 4(16) CC).
<b>Dispatches</b>	Exports to another Member State (intra-EU exports).
<b>Exports</b>	Goods leaving the statistical territory of a country.
<b>Goods</b>	All movable property, including electricity.
<b>Community goods</b>	<ul style="list-style-type: none"> <li>(i) goods entirely obtained in the customs territory of the Community, without the addition of goods from non-EU countries or territories which are not part of the customs territory of the Community;</li> <li>(ii) goods from non-EU countries or territories which are not part of the customs territory of the Community which have been released for free circulation in a Member State; and</li> <li>(iii) goods obtained in the customs territory of the Community either exclusively from the goods referred to in point (ii) or from those referred to in points (i) and (ii);</li> </ul>
<b>Imports</b>	Goods which add to the stock of material resources of a country by entering



its economic territory.

<b>National statistical authority (NSA)</b>	Within the meaning of the Extrastat and Intrastat Regulations, the national statistical institutes and other bodies responsible in each Member State for producing international trade in goods statistics.
<b>Provider of statistical information (PSI)</b>	Any business, ‘institutional’ body (e.g. public and non-profit institution, school, hospital) or individual who provides statistical information.
<b>Quantity of the goods</b>	The quantity of the goods can be expressed in two ways: <ul style="list-style-type: none"> <li>(a) as net mass, i.e. the actual mass of the goods excluding all packaging; or</li> <li>(b) in supplementary units, i.e. units measuring quantity other than net mass, as detailed in the annual Commission regulation updating the Combined Nomenclature.</li> </ul>
<b>Reference period</b>	The calendar year and month in which the goods are imported or exported. When the customs declaration is the source of records on imports and exports, the reference period indicates the calendar year and month when the declaration is accepted by customs authorities.
<b>Statistical value</b>	The statistical value is based on the value of the goods at the time and place they cross the border of the Member State of destination on import or of the Member State of actual export on export. Statistical value includes the transport and insurance costs incurred in delivering the goods from the place of their departure to the border of the importing or exporting Member State.
<b>VIES</b>	The VAT Information Exchange System (VIES) enables: <ul style="list-style-type: none"> <li>— businesses rapidly to obtain confirmation of the VAT numbers of their intra-EU trading partners; and</li> <li>— Tax administrations to monitor and control the flow of intra-EU trade to detect all kinds of irregularity.</li> </ul>

Note: [Eurostat's Concepts and Definitions Database](#) (CODED web site) contains definitions of key terminology and concepts used within the European Statistical System (ESS).



## HOW TO OBTAIN EU PUBLICATIONS

### Free publications:

- one copy:  
via EU Bookshop (<http://bookshop.europa.eu>);
- more than one copy or posters/maps:  
from the European Union's representations ([http://ec.europa.eu/represent\\_en.htm](http://ec.europa.eu/represent_en.htm));  
from the delegations in non-EU countries ([http://eeas.europa.eu/delegations/index\\_en.htm](http://eeas.europa.eu/delegations/index_en.htm));  
by contacting the Europe Direct service ([http://europa.eu/eurodirect/index\\_en.htm](http://europa.eu/eurodirect/index_en.htm)) or  
calling 00 800 6 7 8 9 10 11 (freephone number from anywhere in the EU) (\*).

(\* ) The information given is free, as are most calls (though some operators, phone boxes or hotels may charge you).

### Priced publications:

- via EU Bookshop (<http://bookshop.europa.eu>).

### Priced subscriptions:

- via one of the sales agents of the Publications Office of the European Union ([http://publications.europa.eu/others/agents/index\\_en.htm](http://publications.europa.eu/others/agents/index_en.htm)).

