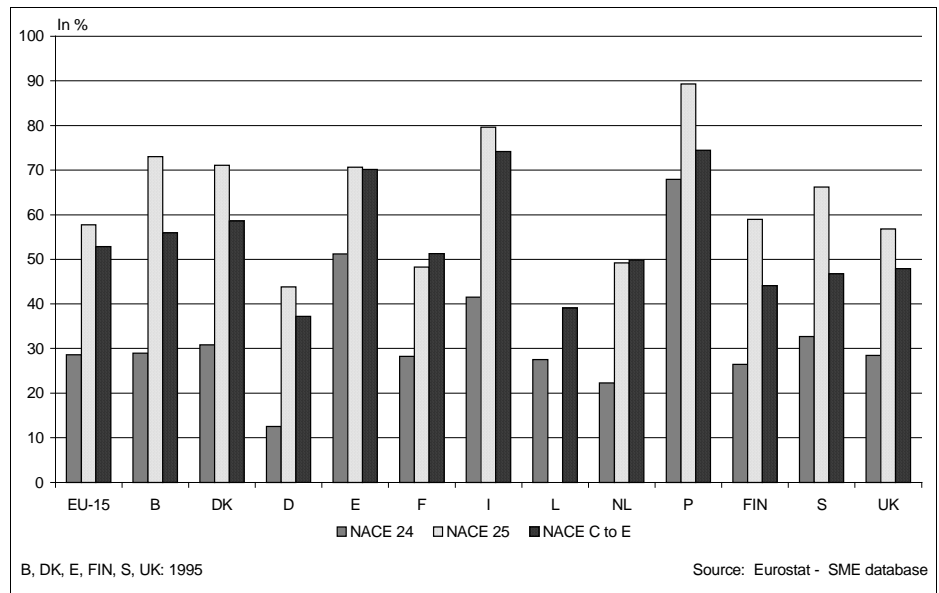


SME statistics

Large enterprises do not always predominate in the chemicals sector



Importance of SMEs in total employment — Comparison between the chemicals sectors and the industry/energy sector 1994

		Breakdown by size class of employees %					Total Number of units*
		0	1-9	10-49	50-249	250+	
NACE 24	enterprises	31,5	37,0	19,6	8,0	3,9	35,7
	total employment	0,7	3,1	8,4	16,4	71,4	1,9
	turnover	1,4	1,3	6,7	16,7	74,0	408,0
NACE 25	enterprises	31,0	38,0	23,5	6,4	1,2	55,6
	total employment	1,4	7,6	22,2	26,5	42,2	1,3
	turnover	0,7	5,4	20,1	29,3	44,6	140,8
NACE C to E	enterprises	35,4	45,2	15,3	3,3	0,8	2 042,2
	total employment	2,4	11,6	19,4	19,4	47,2	33,4
	turnover	1,3	5,4	13,8	20,4	59,1	4 428,2

*enterprises in thousands
total employment in millions
turnover in billions of ecus

Source: Eurostat - SME database

Key figures — EU-15 1994

In 1994, more than 90 000 businesses in the European Union were engaged in the manufacture of chemical products (NACE 24) and of rubber and plastics products (NACE 25). Together these two sectors employ more than three million people and account for almost one in ten jobs in the industry and energy sectors (NACE Sections C to E).

In total, more than one million jobs in chemicals, rubber and plastics industries are in enterprises with fewer than 250 workers, but the size structure varies considerably between the two Divisions of NACE. While NACE 24 is dominated by large enterprises accounting for over two-thirds of the jobs in the sector, NACE 25 has a sizeable number of SMEs. These are mainly small and medium-sized units (10-249 employees) employing almost 50% of rubber and plastics industry workers in the EU.

Finally, there is a particularly high proportion of SMEs in the chemicals sector in southern Europe (Spain, Italy and Portugal) and in Belgium, Denmark and Sweden. There are fewer such SMEs in Germany and the Netherlands, while the remaining countries are close to the EU average.

Statistics in focus

INDUSTRY, TRADE
AND SERVICES

THEME 4 – 12/1999

Contents

The importance of the chemicals sector relative to manufacturing industry as a whole..... 2

The breakdown of employment in the various sub-sectors of the chemicals industry..... 3



Manuscript completed on: 23/03/1999
Catalogue number: CA-NP-99-012-EN-I
Price in Luxembourg per single copy
(excl. VAT): EUR 6

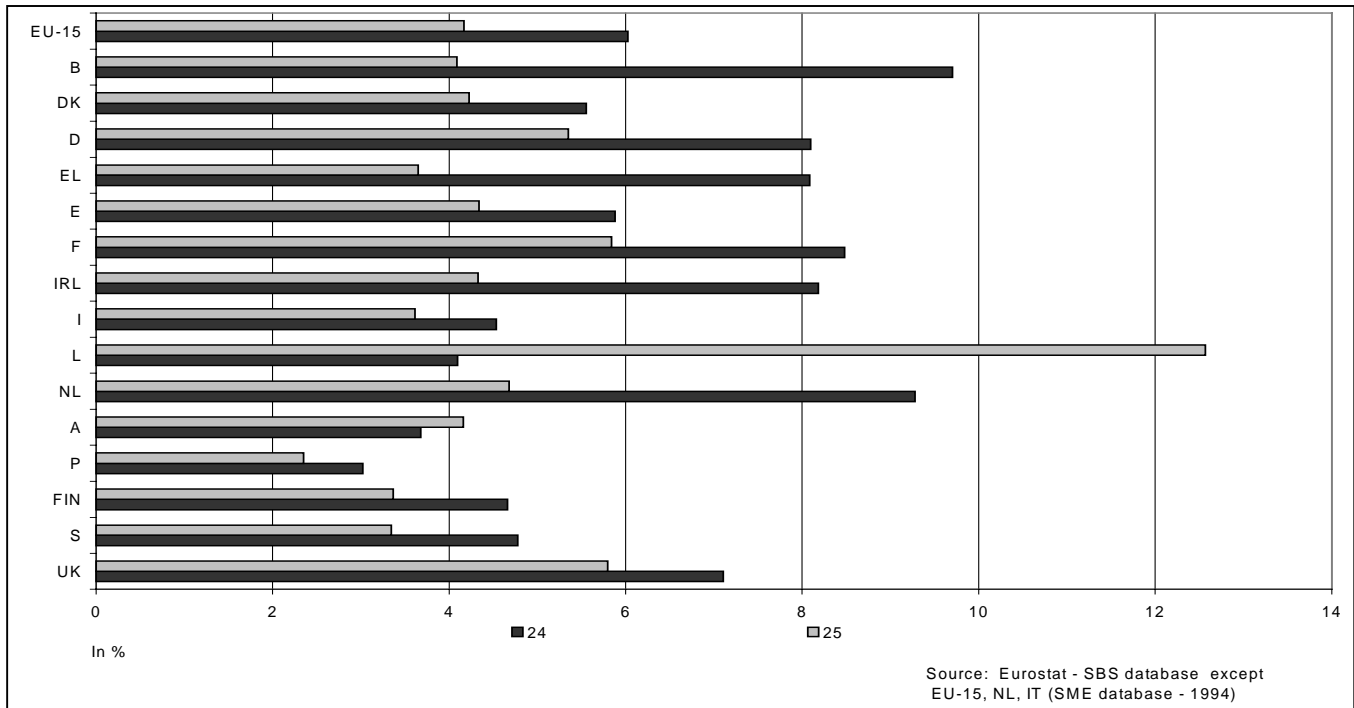
The importance of the chemicals sector relative to manufacturing industry as a whole.

Overall, enterprises in Divisions 24 and 25 of NACE, whether SMEs or large enterprises, are an important component of manufacturing industry, in terms of both employment and value added.

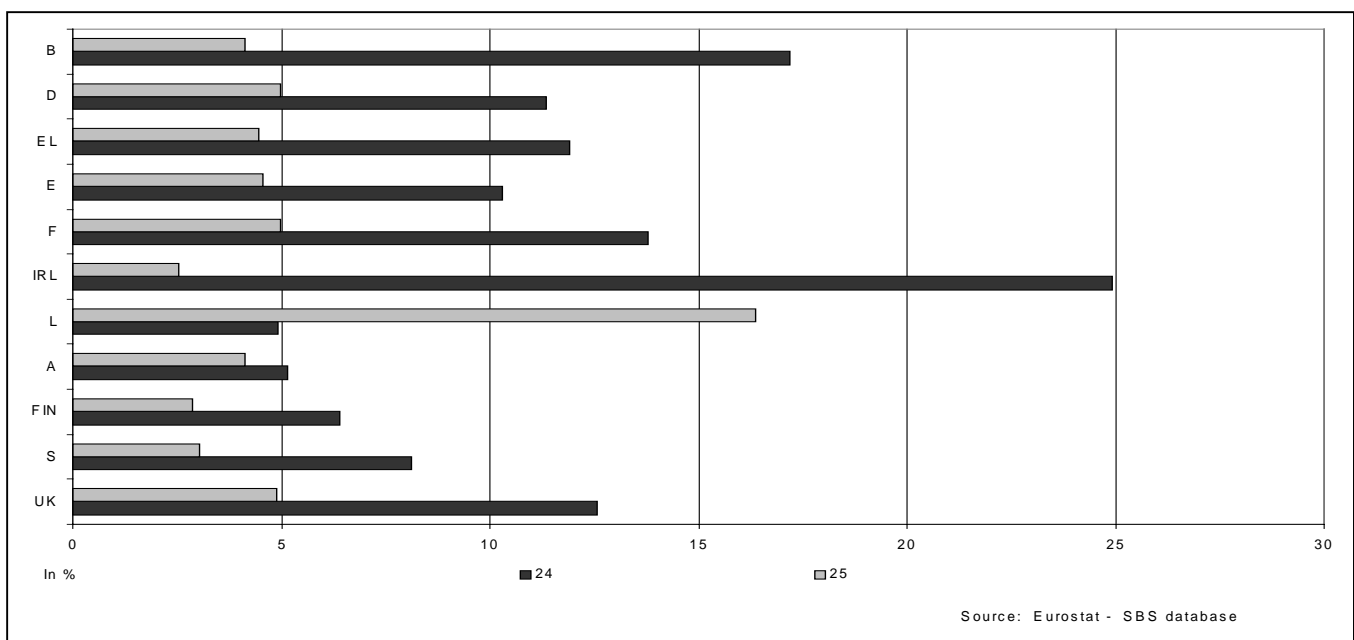
(NACE 24) accounts for between 3% and 9.7% of employment in the various countries and generates between 5% and 25% of value added.

The chemicals industry proper (NACE 25), on the other hand, is of

less importance in all countries apart from Luxembourg and, to some extent, Austria. The percentages vary from 2.4% to 12.6% for employment and from 2.5% to 16.4% for value added.



Importance of Divisions 24 and 25 in terms of total employment in manufacturing (NACE D) — 1995



Importance of Divisions 24 and 25 in terms of value added in manufacturing (NACE D) — 1995

The breakdown of employment in the various sub-sectors of the chemicals industry

A detailed examination of the various Groups (3-digit level of NACE Rev.1) which make up Division 24 shows that in most of the countries for which data are available, employment is concentrated in the manufacture of basic chemicals (NACE 24.1) and the

manufacture of pharmaceuticals, medicinal chemicals and botanical products (NACE 24.4). The manufacture of soap and detergents, cleaning and polishing preparations, perfumes and toilet preparations (NACE 24.5) and the manufacture of paints, varnishes and similar

coatings, printing ink and mastics (NACE 24.3) are also fairly important in employment terms.

Division 25 is dominated by the manufacture of plastic products (NACE 25.2), which accounts for between 63% and 89% of jobs.

	NACE codes										
	24.1	24.2	24.3	24.4	24.5	24.6	24.7	24	25.1	25.2	25
B	37,3	c	6,9	22,0	9,0	16,7	c	100,0	15,8	84,2	100,0
DK	21,2	c	10,5	44,0	12,8	7,3	c	100,0	12,3	87,7	100,0
D	45,2	0,8	8,9	19,3	12,3	9,5	4,2	100,0	24,6	75,4	100,0
EL	22,5	4,3	8,4	30,1	25,1	4,4	5,2	100,0	10,8	89,2	100,0
EL	25,2	1,8	10,7	30,2	17,9	9,6	4,6	100,0	30,7	69,3	100,0
F	27,8	2,6	7,1	31,9	18,4	11,3	1,0	100,0	36,6	63,4	100,0
IRL	26,9	0,7	4,0	32,1	13,3	n.a.	n.a.	100,0	26,3	73,7	100,0
A	31,6	c	13,6	33,8	10,1	8,3	c	100,0	18,9	81,1	100,0
P	9,9	n.a.	15,4	30,9	13,5	n.a.	2,5	100,0	26,5	73,5	100,0
FIN	43,8	c	9,6	32,8	4,1	6,1	c	100,0	18,9	81,1	100,0
S	35,4	c	10,4	39,9	5,3	8,0	c	100,0	28,5	71,5	100,0
UK	28,7	2,6	10,0	28,5	16,6	11,0	2,6	100,0	22,3	77,7	100,0

n.a.: not available data
c: confidential data

In %
Source: Eurostat - SBS database

Breakdown of employment in each Group of Divisions 24 and 25 — 1995

➤ ESSENTIAL INFORMATION – METHODOLOGICAL NOTES

Databases

SME database: data broken down by size class collected in the framework of SME statistics, for all the market activities covered by Sections C to K and M to P of NACE Rev.1. The figures for the European Union have been estimated by Eurostat using the country data.

SBS database: data collected in accordance with the Regulation on structural business statistics (Regulation (EC, Euratom) No 58/97 of 20 December 1996 (OJ L 14, 17.1.97, p.1)). The Regulation concerns the transmission of data to Eurostat on the market activities covered by Sections C to K of NACE Rev.1, from 1995 reference year.

Total employment

The total employment is the number of persons employed. It includes the employees and unwaged persons working for the unit being considered, including absent persons (for a set period) or on strike, and part-time workers.

Value added at factor cost

Value added at factor cost is the gross income from operating activities after

adjusting for operating subsidies and indirect taxes. It can be calculated from turnover plus capitalised production, plus other operating income, plus or minus the changes in stocks, minus the purchases of goods and services, minus other taxes on products linked to turnover but non deductible, minus the duties and taxes linked to production.

Statistical unit

The enterprise.

Size classes

The size classes, expressed in terms of the number of employees, are the size classes given in the Commission Recommendation concerning the definition of small and medium-sized enterprises (Commission Recommendation No 96/280/EC of 3 April 1996): "0" (no employees; sole proprietorships), "1 to 9" (very small enterprises), "10 to 49" (small enterprises), "50 to 249" (medium-sized enterprises) and 250 and over (large enterprises).

Classification of activities

The classification used is NACE Rev.1, the statistical nomenclature of economic

activities in the European Community.

Explanation of the NACE codes used.

C	Mining and quarrying
D	Manufacturing
E	Electricity, gas and water supply
24	Manufacture of chemicals and chemical products
24.1	Manufacture of basic chemicals
24.2	Manufacture of pesticides and other agro-chemical products
24.3	Manufacture of paints, varnishes and similar coatings, printing ink and mastics
24.4	Manufacture of pharmaceuticals, medicinal chemicals and botanical products
24.5	Manufacture of soap and detergents, cleaning and polishing preparations, perfumes and toilet preparations
24.6	Manufacture of other chemical products
24.7	Manufacture of man-made fibres
25	Manufacture of rubber and plastic products
25.1	Manufacture of rubber products
25.2	Manufacture of plastic products

Further information:

➤ Reference publications

Title Enterprises in Europe – 5th Report (to be issued soon)
 Catalogue No CA-12-98-174-EN-C Price EUR 44

➤ Databases

New Cronos
 Domain SBS and SME

To obtain information or to order publications, data bases and special sets of data, please contact the **Data Shop** network:

BELGIQUE/BELGIË	DANMARK	DEUTSCHLAND	ESPAÑA	FRANCE	ITALIA – Roma
Eurostat Data Shop Bruxelles/Brussel Chaussée d'Etterbeek 13 Etterbeeksesteenweg 13 B-1049 BRUXELLES / BRUSSEL Tel. (32-2) 299 66 66 Fax (32-2) 295 01 25 E-Mail: datashop.brussels@eurostat.cec.be	DANMARKS STATISTIK Bibliotek og Information Eurostat Data Shop Sejrogade 11 DK-2100 KØBENHAVN Ø Tel. (45-39) 17 30 30 Fax (45-39) 17 30 03 E-Mail: bib@dst.dk	STATISTISCHES BUNDESAMT Eurostat Data Shop Berlin Otto-Braun-Straße 70-72 D-10178 BERLIN Tel. (49-30) 23 24 64 27/28 Fax (49-30) 23 24 64 30 E-Mail: stba-berlin.datashop@t-online.de	INE Eurostat Data Shop Paseo de la Castellana, 183 Oficina 009 Entrada por Estébanez Calderón E-28046 MADRID Tel. (34-91) 583 91 67 Fax (34-91) 579 71 20 E-Mail: datashop.eurostat@ine.es	INSEE Info Service Eurostat Data Shop 195, rue de Bercy Tour Gamma A F-75582 PARIS CEDEX 12 Tel. (33-1) 53 17 88 44 Fax (33-1) 53 17 88 22 E-Mail: datashop@insee.fr	ISTAT Centro di Informazione Statistica Sede di Roma, Eurostat Data Shop Via Cesare Balbo, 11a I-00184 ROMA Tel. (39-06) 46 73 31 05/02 Fax (39-06) 46 73 31 07/01 E-Mail: dipdiff@istat.it
ITALIA – Milano	LUXEMBOURG	NEDERLAND	NORGE	PORTUGAL	SCHWEIZ/SUISSE/SVIZZERA
ISTAT Centro di Informazione Statistica – Sede di Milano, Eurostat Data Shop Piazza della Repubblica, 22 I-20124 MILANO Tel. (39-02) 65 95 133/134 Fax (39-02) 65 30 75 E-mail: mileuro@tin.it	Eurostat Data Shop Luxembourg BP 453 L-2014 LUXEMBOURG 4, rue A. Weicker L-2721 LUXEMBOURG Tel. (352) 43 35 22 51 Fax (352) 43 35 22 221 E-Mail: dslux@eurostat.datashop.lu	STATISTICS NETHERLANDS Eurostat Data Shop-Voorburg po box 4000 2270 JM VOORBURG Nederland Tel. (31-70) 337 49 00 Fax (31-70) 337 59 84 E-Mail: datashop@cbs.nl	Statistics Norway Library and Information Centre Eurostat Data Shop Kongens gate 6 P. b. 8131, dep. N-0033 OSLO Tel. (47-22) 86 46 43 Fax (47-22) 86 45 04 E-Mail: biblioteket@ssb.no	Eurostat Data Shop Lisboa INE/Serviço de Difusão Av. António José de Almeida, 2 P-1000-043 LISBOA Tel. (351-1) 842 61 00 Fax (351-1) 842 63 64 E-Mail: data.shop@ine.pt	Statistisches Amt des Kantons Zürich, Eurostat Data Shop Bleicherweg 5 CH-8090 Zürich Tel. (41-1) 225 12 12 Fax (41-1) 225 12 99 E-Mail: datashop@zh.ch Internetadresse: http://www.zh.ch/statistik
SUOMI/FINLAND	SVERIGE	UNITED KINGDOM	UNITED KINGDOM	UNITED STATES OF AMERICA	
Eurostat Data Shop, Tilastokirjasto Postiosoite: PL 2B FIN-00022 Tilastokeskus Kayntiosoite: Työpajakatu 13 B, 2 krs Helsinki Tel. (358-9) 17 34 22 21 Fax (358-9) 17 34 22 79 S-posti datashop.tilastokeskus@tilastokeskus.fi Internetadresse: http://www.tilastokeskus.fittk/kk/datashop.html	STATISTICS SWEDEN Information service Eurostat Data Shop Karlavägen 100 Box 24 300 S-104 51 STOCKHOLM Tel. (46-8) 783 48 01 Fax (46-8) 783 48 99 E-Mail: infoservice@scb.se	Eurostat Data Shop Enquiries & advice and publications Office for National Statistics Customers & Electronic Services Unit 1 Drummond Gate - B1/05 UK-LONDON SW1V 2QQ Tel. (44-171) 533 56 76 Fax (44-171) 533 56 88 E-Mail: gloria.ryan@ons.gov.uk	Eurostat Data Shop Electronic Data Extractions, Enquiries & advice - R.CADE Unit 1L Mountjoy Research Centre University of Durham UK - DURHAM DH1 3SW Tel. (44-191) 374 7350 Fax: (44-191) 384 4971 E-Mail: r-CADE@dur.ac.uk URL: http://www.rcade.dur.ac.uk	HAVER ANALYTICS Eurostat Data Shop 60 East 42nd Street Suite 3310 USA-NEW YORK, NY 10165 Tel. (1-212) 986 93 00 Fax (1-212) 986 58 57 E-Mail: eurodata@haver.com	

Media Support Eurostat (for professional journalists only).

Bech Building Office A3/48 • L-2920 Luxembourg • Tel. (352) 4301 33408 • Fax (352) 4301 32649 • e-mail: media.support@eurostat.cec.be

For information on methodology

Maria Pia Vigliarolo, Eurostat/D2, L-2920 Luxembourg

tel. (352) 4301-35021, fax: (352) 4301 32600, e-mail: maria.vigliarolo@eurostat.cec.be

ORIGINAL: French

Please visit our web site at <http://europa.eu.int/eurostat.html> for further information!

A list of worldwide sales outlets is available at the **Office for Official Publications of the European Communities**.

2 rue Mercier – L-2985 Luxembourg
 Tel. (352) 2929 42118 Fax (352) 2929 42709
 Internet Address <http://eur-op.eu.int/fr/generals-ad.htm>
 e-mail: info.info@opoce.cec.be

BELGIQUE/BELGIË – DANMARK – DEUTSCHLAND – GREECE/ELLADA – ESPAÑA – FRANCE – IRELAND – ITALIA – LUXEMBOURG – NEDERLAND – ÖSTERREICH
 PORTUGAL – SUOMI/FINLAND – SVERIGE – UNITED KINGDOM – ISLAND – NORGE – SCHWEIZ/SUISSE/SVIZZERA – BALGARIA – ČESKÁ REPUBLIKA – CYPRUS
 EESTI – HRVATSKA – MAGYARORSZÁG – MALTA – POLSKA – ROMÂNIA – RUSSIA – SLOVAKIA – SLOVENIA – TÜRKIYE – AUSTRALIA – CANADA – EGYPT – INDIA
 ISRAËL – JAPAN – MALAYSIA – PHILIPPINES – SOUTH KOREA – THAILAND – UNITED STATES OF AMERICA

Order form

I would like to subscribe to Statistics in focus (from 1.1.1999 to 31.12.1999):
 (for the Data Shop and sales office addresses see above)

Formula 1: All 9 themes (approximately 90 issues)

Paper: 360 EUR

PDF: 264 EUR

Paper + PDF: 432 EUR

Language required: DE EN FR

Formula 2: One or more of the following seven themes:

Theme 1 'General statistics'

Paper: 42 EUR PDF: 30 EUR Combined: 54 EUR

Theme 2 'Economy and finance'

Theme 3 'Population and social conditions'

Theme 4 'Industry, trade and services'

Theme 5 'Agriculture and fisheries'

Theme 6 'External trade'

Theme 8 'Environment and energy'

Paper: 84 EUR PDF: 60 EUR Combined: 114 EUR

Language required: DE EN FR

Please send me a free copy of 'Eurostat Mini-Guide' (catalogue containing a selection of Eurostat products and services)
 Language required: DE EN FR

I would like a free subscription to 'Statistical References', the information letter on Eurostat products and services
 Language required: DE EN FR

Mr Mrs Ms

(Please use block capitals)

Name: _____ First name: _____

Company: _____ Department: _____

Function: _____

Address: _____

Post code: _____ Town: _____

Country: _____

Tel.: _____ Fax: _____

E-mail: _____

Payment on receipt of invoice, preferably by:

Bank transfer

Visa Eurocard

Card No: _____ Expires on: ____/____/____

Please confirm your intra-Community VAT number:

If no number is entered, VAT will be automatically applied. Subsequent reimbursement will not be possible.