

# European social statistics

Labour market policy

Expenditure and participants

**Data 2000**

---



EUROPEAN  
COMMISSION



THEME 3  
Population  
and social  
conditions

3

A great deal of additional information on the European Union is available on the Internet.  
It can be accessed through the Europa server (<http://europa.eu.int>).

Luxembourg: Office for Official Publications of the European Communities, 2002

ISBN 92-894-3608-5

© European Communities, 2002

# CONTENTS

|   |           |
|---|-----------|
| <b>A INTRODUCTION</b>                                       | <b>5</b>  |
| A.1 Contents of tables                                      | 6         |
| A.2 Important remarks                                       | 7         |
| A.3 Key to symbols and abbreviations                        | 9         |
| <b>B EXPENDITURE</b>  | <b>11</b> |
| B.1 LMP expenditure by type of action                       | 12        |
| B.1.1 <i>LMP expenditure by category</i>                    | 12        |
| B.1.2 <i>Share of LMP expenditure by category</i>           | 13        |
| B.1.3 <i>LMP expenditure by category in relation to GDP</i> | 14        |
| B.2 LMP expenditure by type                                 | 16        |
| B.2.1 <i>LMP expenditure by type</i>                        | 16        |
| B.2.2 <i>Share of LMP expenditure by type</i>               | 17        |
| B.3 LMP expenditure by measure and by type of action        | 20        |
| B.3.1 <i>Belgique/België</i>                                | 20        |
| B.3.2 <i>Danmark</i>  | 22        |
| B.3.3 <i>Deutschland</i>                                    | 24        |
| B.3.4 <i>Ellada</i>   | 26        |
| B.3.5 <i>España</i>   | 28        |
| B.3.6 <i>France</i>   | 30        |
| B.3.7 <i>Ireland</i>  | 32        |
| B.3.8 <i>Italia</i>   | 34        |
| B.3.9 <i>Luxembourg</i>                                     | 36        |
| B.3.10 <i>Nederland</i>                                     | 38        |
| B.3.11 <i>Österreich</i>                                    | 40        |
| B.3.12 <i>Portugal</i>                                      | 42        |
| B.3.13 <i>Suomi/Finland</i>                                 | 45        |
| B.3.14 <i>Sverige</i>                                       | 47        |
| B.3.15 <i>United Kingdom</i>                                | 49        |
| B.3.16 <i>Norway</i>  | 51        |
| <b>C PARTICIPANTS</b>                                       | <b>53</b> |
| C.1 LMP stocks by type of action                            | 54        |
| C.1.1 <i>LMP stocks by category</i>                         | 54        |
| C.1.2 <i>Share of LMP stocks by category</i>                | 55        |
| C.2 LMP entrants by type of action                          | 56        |
| C.2.1 <i>LMP entrants by category</i>                       | 56        |
| C.2.2 <i>Share of LMP entrants by category</i>              | 57        |
| C.3 LMP participants by measure and by type of action       | 58        |
| C.3.1 <i>Belgique/België</i>                                | 58        |
| C.3.2 <i>Danmark</i>  | 61        |
| C.3.3 <i>Deutschland</i>                                    | 63        |
| C.3.4 <i>Ellada</i>   | 66        |
| C.3.5 <i>España</i>   | 69        |
| C.3.6 <i>France</i>   | 71        |
| C.3.7 <i>Ireland</i>  | 74        |
| C.3.8 <i>Italia</i>   | 76        |
| C.3.9 <i>Luxembourg</i>                                     | 79        |
| C.3.10 <i>Nederland</i>                                     | 81        |
| C.3.11 <i>Österreich</i>                                    | 83        |

|          |                                       |            |
|----------|---------------------------------------|------------|
| C.3.12   | <i>Portugal</i>                       | 86         |
| C.3.13   | <i>Suomi/Finland</i>                  | 90         |
| C.3.14   | <i>Sverige</i>                        | 93         |
| C.3.15   | <i>United Kingdom</i>                 | 96         |
| C.3.16   | <i>Norway</i>                         | 98         |
| <b>D</b> | <b>INVENTORY OF LMP MEASURES</b>      | <b>101</b> |
| D.1      | Belgique/België                       | 102        |
| D.2      | Danmark                               | 104        |
| D.3      | Deutschland                           | 105        |
| D.4      | Ellada                                | 107        |
| D.5      | España                                | 109        |
| D.6      | France                                | 111        |
| D.7      | Ireland                               | 113        |
| D.8      | Italia                                | 114        |
| D.9      | Luxembourg                            | 116        |
| D.10     | Nederland                             | 117        |
| D.11     | Österreich                            | 118        |
| D.12     | Portugal                              | 120        |
| D.13     | Suomi/Finland                         | 123        |
| D.14     | Sverige                               | 124        |
| D.15     | United Kingdom                        | 126        |
| D.16     | Norway                                | 127        |
| <b>E</b> | <b>EXTERNAL DATA</b>                  | <b>129</b> |
| E.1      | GDP & currency exchange rates         | 130        |
| E.1.1    | <i>GDP</i>                            | 130        |
| E.1.2    | <i>Exchange rates</i>                 | 130        |
| E.2      | Numbers of unemployed persons         | 130        |
| E.2.1    | <i>Registered unemployed</i>          | 130        |
| E.2.2    | <i>LFS unemployed</i>                 | 130        |
| <b>F</b> | <b>REFERENCE INFORMATION</b>          | <b>131</b> |
| F.1      | Methodological information            | 132        |
| F.2      | LMP questionnaire                     | 135        |
| F.3      | Classification by type of action      | 136        |
| F.4      | Classification by type of expenditure | 137        |
| F.5      | Abbreviations by country              | 138        |

## **A INTRODUCTION**

This is the third publication of data collected by Eurostat as part of the Labour Market Policy database project undertaken in collaboration with DG-Employment, all EU Member States and Norway. The full methodology used as a reference for this data collection is published as a Eurostat Working Paper. Important extracts and comments on the methodology are included in section F together with details of classification schemes and the full LMP questionnaire. This section should be consulted in order to ensure correct interpretation of the tables of data. It should be noted that this methodology is still under development and therefore subject to change.

## **A.1 Contents of tables**

The contents of tables in each section of the publication are described below. In order to ensure correct interpretation of the data in each case, readers are advised to read the methodological information included in section F.1.

In tables showing aggregates, data are split into two groups for categories 2-7 and for categories 8-9. Categories 2-7 include all measures referred to in the Employment Guidelines as "training or similar measures" to improve the employability of unemployed persons.

In these comparative tables, missing values may appear for two main reasons. Either data is not available for one or more measures in the category, or the category includes components of a mixed measure where it has not been possible to make any breakdown of expenditure and/or participants. A full breakdown of each category is presented in the detailed country tables (sections B.3 and C.3) so that the elements of each total can be seen and the reason for missing values understood.

### **Part B - Expenditure**

This part of the publication contains tables of public expenditure on LMP measures during 2000. See paragraph 5 of section F.1 for details of the variables covered.

Sections B.1 and B.2 contain tables which refer to aggregate figures - i.e. the sum of expenditure on all measures classified to any given category. The composition of each aggregated figure can be seen by referring to the detailed country tables in section B.3. Table B.1.3 compares expenditure on LMP measures by category to GDP, which is shown in table E.1.1.

Section B.3 contains detailed tables for each country with details of expenditure by type for each individual measure. The tables show where data is unavailable and where aggregates used in sections B.1 and B.2

cannot therefore be made. In some cases where missing values are known to be a small part of total expenditure then aggregates have been made assuming the value is zero. All such cases are indicated using the symbol n.s. (not significant). In cases where the magnitude of missing values is significant or not known then aggregates are not completed.

### **Part C - Participants**

This part of the publication contains tables of participants in LMP measures during 2000. See paragraph 6 of section F.1 for details of the variables covered.

Sections C.1 and C.2 include tables which refer to aggregate figures - i.e. the sum of participants in all measures classified to any given category. The composition of each aggregated figure can be seen by referring to the detailed country tables in section C.3.

Section C.3 includes tables giving details of stock, entrants and exits, broken down by sex and by age, for each individual measure. The tables show where data is unavailable and where aggregates used in tables C.1 and C.2 cannot therefore be made. In some cases where missing values are known to be a small part of total participants then aggregates have been made assuming the value is zero. All such cases are indicated using the symbol n.s. (not significant). In cases where the magnitude of missing values is significant or not known then aggregates are not completed.

Note also that in some cases either stock, entrants or exits are not meaningful observations (e.g. stock is usually not relevant for bankruptcy compensation paid as a lump-sum). Such observations are indicated by the symbol n.r.

### **Part D - Inventory of LMP measures**

This part of the publication contains tables listing the LMP measures reported by each country for 2000 with measure names in English and the national language (where appropriate).

### **Part E - External data**

This part contains tables of data used or otherwise relevant to this publication and which are not collected as part of the LMP data collection. In particular, all data on expenditure are reported by the participating countries in national currency units and converted to Euros according to the exchange rates given in table E.1.2.

### **Part F - Reference information**

This part includes important methodological informat-

ion together with tables outlining the questionnaire and the classification systems used in the LMP data collection. Full details can be found in the LMP methodology.

Section F.5 details abbreviations used by each country in measure names or elsewhere in the LMP database.

## A.2 Important remarks

### 1. EU totals

EU totals are completed only when data are available for all 15 EU countries or when Luxembourg is the only country with incomplete data. Improving the completion of EU totals is a priority for the ongoing work.

### 2. Coverage

Data in this publication refer on the whole to measures implemented through the authority of central government only. The activities of autonomous regions, which are not included here, are known to be significant in countries such as Spain and Germany. It is planned that such activities will be studied in future.

### 3. Treatment of mixed measures

Where a measure is mixed (involves more than one type of action) the detailed tables in sections B.3 and C.3 include an entry for the measure in each of the appropriate categories. For each entry the measure name is prefixed by "[Component]" to indicate that it is a part of a mixed measure and that other components may be found elsewhere in the table. As far as possible, expenditure and participants have been attributed to the different components of the measure according to actual observations. Where the breakdown is not known then total values for the measure are usually allocated to the most important component. Footnotes explain the treatment of such cases.

### 4. Categories 0 and 1

At present there are known problems with the comparability of data in categories 0 and 1 (refer to paragraph 4.1 of section F.1 for definitions) and both categories have therefore been excluded from summary tables and aggregates. Moreover, because of the known difficulties, some countries have not reported fully on one or both of these categories and empty sections in the detailed tables should not be taken as meaning that such actions do not exist.

Category 0 - Public employment services (PES) - does not relate to LMP "measures" in the sense defined here, but to general services for jobseekers provided by the public employment services. Informat-

ion provided for this category is to be treated as general background information and considered separately from that relating to actual measures which fall into categories 1-9. Data for category 0 should not be aggregated with other categories.

Category 1 - Intensive counselling and job-search assistance - has not been included in any aggregates either. In most cases the measures included under this category are implemented by staff of the public employment services and there are not specific procedures for monitoring the allocation of staff time between these targeted activities and those generally available to all jobseekers. This means that the distinction between the two categories is unclear and the current data are known to be not comparable between countries.

During 2002 a special Task Force has been established to investigate this issue and to develop workable proposals for a practical treatment of categories 0 and 1. The overriding aim of this work is to facilitate the publication of fully comparable data.

### 5. Category 2.4 - Special support for apprenticeship

Apprenticeship is normally considered to be part of the "general education and vocational training offer" addressed to all young people and not only to unemployed or groups at risk, and it is therefore outside the scope of the database. Only schemes that support or elaborate upon the basic apprenticeship system specifically for the benefit of disadvantaged groups can be included and the description of any such measure must provide an adequate justification for consideration as LMP.

The information currently available in the database could give a biased picture of the efforts (in terms of public expenditure) dedicated to improving apprenticeship systems across the European Union. The main reason being that some Member States consider such investments as pertaining to the improvement of the regular offer of vocational training open to all youth, and therefore not included in the LMP-database, whereas other Member States consider this effort to be specifically labour market oriented. Further, among those Member States who consider this effort as labour market oriented, some have restricted the numbers of participants reported to those who were previously "registered unemployed" or young people with special difficulties, whereas in other cases all apprentices have been counted.

Considering the important amount of expenditure and participants involved, this publication presents data on support to apprenticeship separately from all other training measures in category 2 and excluded from the total. Furthermore, Eurostat considers that this issue

justifies a more complete study in order to provide a full picture of expenditure invested in apprenticeship systems in all Member States (including public and private financial efforts), as well as on the numbers of participants involved.

## **6. Coherence with other data sources**

As noted in section A.1 above, the LMP data collection has been established in consultation with those responsible for the ESSPROS database and for the OECD database on labour market policies. There are known differences in the methodologies of the different collections. Nevertheless, coherence of data is expected in some places and analysis of any observed differences is part of the ongoing validation process for each data collection.

## **7. Use of Euros as the currency unit**

In this publication all tables showing expenditure in absolute terms are presented in millions of Euros. Data are reported by each country in national currency and converted to Euros using the figures shown in table E.1.2 in order to facilitate comparison between countries.

## **8. ESF funding**

LMP measures may be subject to co-financing from the European Social Fund (ESF). In section B.3 footnotes indicate where the expenditure for a given measure includes ESF funding. However, at this stage it is not practical to indicate the share of expenditure contributed by the ESF on a consistent basis. The nature of the ESF funding means that, for each country, contributions may cover several measures as reported to the LMP database and it is not straightforward to detail the amounts allocated to each individual measure. Moreover, ESF contributions may be spread over a number of years so that it is not easy to provide information on an annual basis. Further research is being carried out in this area.

## **9. Double-counting of participant stocks**

In the process of aggregating stock figures, within or across categories, there is a chance of double counting in some circumstances.

The following aggregations should not be made for methodological reasons:

- Participants in category 8 should never be added to those in categories 2-7 since some of the participants in the "active" measures may be allowed to keep their unemployment benefits reported in category 8.
- Participants in category 0 should never be added with any other category (see note 4 above).

Double counting may occur legitimately when a pers-

on participates in more than one measure at the same time or is counted in two components of a mixed measure - for example when training allowances are paid independently from the provision of training services.

All known cases of double counting are taken into account by a negative adjustment figure when figures are aggregated to produce category totals in the detailed tables by measure (section C.3). All figures included in the summary tables (sections C.1 and C.2), are already adjusted to eliminate double counting.

## **10. Country specific remarks**

### ***Germany***

Data for Germany refer only to measures implemented through the authority of the federal government and do not include the activities of the Länder.

### ***Spain***

Data for Spain refer only to measures implemented through the authority of central government and do not include the activities of the autonomous regions or those developed by local governments from their own budget.

### ***United Kingdom***

Data for the United Kingdom do not include Northern Ireland unless otherwise specified and refer to the financial year April 2000 to March 2001.



### A.3 Key to symbols and abbreviations

|           |   |
|-----------|---|
| :         | Not available   |
| -         | Zero  |
| *         | Estimated value   |
| 0 or 0.00 | Number too small to show  |
| n.r.      | Not relevant (without meaning)  |
| n.s.      | Not significant (missing value considered to be less than 1% of category total) |

|     |                 |
|-----|-----------------|
| B   | Belgique/België |
| DK  | Danmark         |
| D   | Deutschland     |
| EL  | Ellada          |
| E   | España          |
| F   | France          |
| IRL | Ireland         |
| I   | Italia          |
| L   | Luxembourg      |
| NL  | Nederland       |
| A   | Österreich      |
| P   | Portugal        |
| FIN | Suomi/Finland   |
| S   | Sverige         |
| UK  | United Kingdom  |

NO Norway


GDP Gross domestic product  
LFS Labour force survey

## **B EXPENDITURE**

## B.1 LMP expenditure by type of action

### B.1.1 LMP expenditure by category, 2000

#### i. Categories 2-7<sup>1,2</sup>

|   |                                   | Euro (millions) |                |                 |              |                |                 |              |                |     |                |              |              |              |                |                 |                 |              |
|---|-----------------------------------|-----------------|----------------|-----------------|--------------|----------------|-----------------|--------------|----------------|-----|----------------|--------------|--------------|--------------|----------------|-----------------|-----------------|--------------|
|  |                                   | B               | DK             | D <sup>3</sup>  | EL           | E              | F               | IRL          | I              | L   | NL             | A            | P            | FIN          | S              | UK <sup>4</sup> | EU-15           | NO           |
| 2   | Training (excl. sub-category 2.4) | 386.7           | 1,173.9        | 8,150.9         | 133.7        | 928.8          | 3,929.6         | 257.4        | 1,328.7        | :   | 324.8          | 408.3        | 161.7        | 464.1        | 1,675.1        | 710.8           | 20,034.5        | 154.0        |
| 3   | Job rotation and job sharing      | 288.4           | -              | -               | -            | 26.3           | -               | 0.0          | 17.4           | -   | 0.2            | 0.6          | 0.2          | 71.4         | 64.6           | -               | 469.1           | 0.3          |
| 4   | Employment incentives             | 369.9           | 857.4          | 1,734.6         | 50.2         | 1,609.9        | 2,197.1         | 138.8        | 2,648.2        | 8.3 | 267.4          | 135.3        | 44.7         | 152.4        | 578.4          | 114.4           | 10,907.0        | 47.7         |
| 5   | Integration of the disabled       | 302.8           | 717.1          | 2,605.1         | 94.4         | 392.1          | 1,253.9         | 1.8          | 38.7           | 2.8 | 1,831.0        | 113.3        | 13.2         | 121.8        | 1,207.9        | 357.0           | 9,052.6         | 689.7        |
| 6   | Direct job creation               | 1,120.5         | 99.4           | 5,324.4         | -            | 656.6          | 5,773.8         | 528.6        | 602.6          | :   | 1,267.3        | 84.3         | 60.0         | 149.1        | 94.2           | 186.9           | 15,947.7        | -            |
| 7   | Start-up incentives               | 6.7             | 5.8            | 750.3           | 32.8         | 235.0          | 38.4            | 35.4         | 448.0          | 0.1 | -              | 6.2          | 12.1         | 15.2         | 125.0          | 9.6             | 1,720.7         | 4.4          |
| <b>Total categories 2-7</b>   |                                   | <b>2,474.9</b>  | <b>2,853.6</b> | <b>18,565.3</b> | <b>311.1</b> | <b>3,848.8</b> | <b>13,192.7</b> | <b>962.0</b> | <b>5,083.5</b> | :   | <b>3,690.7</b> | <b>748.0</b> | <b>292.0</b> | <b>973.9</b> | <b>3,745.1</b> | <b>1,378.7</b>  | <b>58,120.4</b> | <b>896.2</b> |
| 2.4 Special support for apprenticeship  |                                   | -               | 45.1           | 1,231.1         | 19.6         | -              | 1,544.8         | 18.6         | 1,567.4        | 7.3 | 161.5          | 67.5         | 112.6        | 30.3         | -              | 1,614.4         | 6,420.3         | 0.3          |


1 Some of these values may be estimated (or include estimated values) or be subject to relevant comments. Refer to the detailed country tables in section B.3.

2 Data for sub-category 2.4 are considered to be non-comparable between countries and are therefore treated separately (see section A.2).

3 In Germany the Immediate Action Programme to counter youth unemployment includes actions from more than one category. Expenditure on each action has been allocated to the appropriate category but a similar breakdown of participants is not available. Totals for expenditure are therefore not wholly consistent with those for participants.

4 The UK system includes several mixed measures with actions from more than one category and where expenditure by component is not available. Totals for some of categories 2-7 may therefore be understated.

#### ii. Categories 8-9<sup>1,2</sup>


|   |  | Euro (millions) |                |                 |              |                |                 |              |                |             |                |                |                |                |                |                |                  |              |
|---|--|-----------------|----------------|-----------------|--------------|----------------|-----------------|--------------|----------------|-------------|----------------|----------------|----------------|----------------|----------------|----------------|------------------|--------------|
|  |  | B               | DK             | D               | EL           | E              | F               | IRL          | I              | L           | NL             | A              | P              | FIN            | S              | UK             | EU-15            | NO           |
| 8   | Out-of-work income maintenance and support | 4,201.2         | 2,748.6        | 38,688.4        | 551.9        | 8,341.1        | 17,262.9        | 734.3        | 5,864.7        | 37.8        | 7,580.9        | 2,332.1        | 814.0          | 2,125.5        | 3,349.8        | 6,721.2        | 101,354.4        | 910.6        |
| 9   | Early retirement                           | 1,206.0         | 1,387.5        | 273.8           | -            | 137.0          | 2,592.0         | 79.3         | 1,254.2        | 52.1        | -              | 133.9          | 193.2          | 621.1          | 152.6          | 0.0            | 8,082.7          | -            |
| <b>Total categories 8-9</b>   |  | <b>5,407.2</b>  | <b>4,136.1</b> | <b>38,962.2</b> | <b>551.9</b> | <b>8,478.2</b> | <b>19,854.9</b> | <b>813.6</b> | <b>7,118.8</b> | <b>90.0</b> | <b>7,580.9</b> | <b>2,466.1</b> | <b>1,007.2</b> | <b>2,746.6</b> | <b>3,502.4</b> | <b>6,721.2</b> | <b>109,437.1</b> | <b>910.6</b> |

1 Some of these values may be estimated (or include estimated values) or be subject to relevant comments. Refer to the detailed country tables in section B.3.

2 Data may include social contributions paid or credited on behalf of beneficiaries. These are shown as reductions in social contributions for individuals (item 18.2.4) in table B.2.1.ii.


## B.1.2 Share of LMP expenditure by category, 2000

### i. Categories 2-7<sup>1</sup>

|   | % total expenditure (categories 2-7) |              |              |              |              |              |              |              |          |              |              |              |              |              |              |              |              |
|---|--------------------------------------|--------------|--------------|--------------|--------------|--------------|--------------|--------------|----------|--------------|--------------|--------------|--------------|--------------|--------------|--------------|--------------|
|   | B                                    | DK           | D            | EL           | E            | F            | IRL          | I            | L        | NL           | A            | P            | FIN          | S            | UK           | EU-15        | NO           |
|  |                                      |              |              |              |              |              |              |              |          |              |              |              |              |              |              |              |              |
| 2 Training (excl. sub-category 2.4)   | 15.6                                 | 41.1         | 43.9         | 43.0         | 24.1         | 29.8         | 26.8         | 26.1         | :        | 8.8          | 54.6         | 55.4         | 47.7         | 44.7         | 51.6         | 34.5         | 17.2         |
| 3 Job rotation and job sharing  | 11.7                                 | -            | -            | -            | 0.7          | -            | -            | 0.3          | :        | 0.0          | 0.1          | 0.1          | 7.3          | 1.7          | -            | 0.8          | 0.0          |
| 4 Employment incentives   | 14.9                                 | 30.0         | 9.3          | 16.1         | 41.8         | 16.7         | 14.4         | 52.1         | :        | 7.2          | 18.1         | 15.3         | 15.6         | 15.4         | 8.3          | 18.8         | 5.3          |
| 5 Integration of the disabled   | 12.2                                 | 25.1         | 14.0         | 30.3         | 10.2         | 9.5          | 0.2          | 0.8          | :        | 49.6         | 15.1         | 4.5          | 12.5         | 32.3         | 25.9         | 15.6         | 77.0         |
| 6 Direct job creation   | 45.3                                 | 3.5          | 28.7         | -            | 17.1         | 43.8         | 55.0         | 11.9         | :        | 34.3         | 11.3         | 20.5         | 15.3         | 2.5          | 13.6         | 27.4         | -            |
| 7 Start-up incentives   | 0.3                                  | 0.2          | 4.0          | 10.6         | 6.1          | 0.3          | 3.7          | 8.8          | :        | -            | 0.8          | 4.2          | 1.6          | 3.3          | 0.7          | 3.0          | 0.5          |
| <b>Total categories 2-7</b>   | <b>100.0</b>                         | <b>100.0</b> | <b>100.0</b> | <b>100.0</b> | <b>100.0</b> | <b>100.0</b> | <b>100.0</b> | <b>100.0</b> | <b>:</b> | <b>100.0</b> | <b>100.0</b> | <b>100.0</b> | <b>100.0</b> | <b>100.0</b> | <b>100.0</b> | <b>100.0</b> | <b>100.0</b> |

<sup>1</sup> Refer to footnotes to table B.1.1.i for comments on data by category and/or by country.


### ii. Categories 8-9<sup>1</sup>

|   | % total expenditure (categories 8-9) |              |              |              |              |              |              |              |              |              |              |              |              |              |              |              |              |
|---|--------------------------------------|--------------|--------------|--------------|--------------|--------------|--------------|--------------|--------------|--------------|--------------|--------------|--------------|--------------|--------------|--------------|--------------|
|   | B                                    | DK           | D            | EL           | E            | F            | IRL          | I            | L            | NL           | A            | P            | FIN          | S            | UK           | EU-15        | NO           |
|  |                                      |              |              |              |              |              |              |              |              |              |              |              |              |              |              |              |              |
| 8 Out-of-work income maintenance and support  | 77.7                                 | 66.5         | 99.3         | 100.0        | 98.4         | 86.9         | 90.3         | 82.4         | 42.1         | 100.0        | 94.6         | 80.8         | 77.4         | 95.6         | 100.0        | 92.6         | 100.0        |
| 9 Early retirement  | 22.3                                 | 33.5         | 0.7          | -            | 1.6          | 13.1         | 9.7          | 17.6         | 57.9         | -            | 5.4          | 19.2         | 22.6         | 4.4          | -            | 7.4          | -            |
| <b>Total categories 8-9</b>   | <b>100.0</b>                         | <b>100.0</b> | <b>100.0</b> | <b>100.0</b> | <b>100.0</b> | <b>100.0</b> | <b>100.0</b> | <b>100.0</b> | <b>100.0</b> | <b>100.0</b> | <b>100.0</b> | <b>100.0</b> | <b>100.0</b> | <b>100.0</b> | <b>100.0</b> | <b>100.0</b> | <b>100.0</b> |

<sup>1</sup> Refer to footnotes to table B.1.1.ii for comments on data by category and/or by country.

### B.1.3 LMP expenditure by category in relation to GDP, 2000


#### i. Categories 2-7<sup>1</sup>

|   | LMP expenditure / GDP (%) |              |              |              |              |              |              |              |          |              |              |              |              |              |              |                    |              |
|---|---------------------------|--------------|--------------|--------------|--------------|--------------|--------------|--------------|----------|--------------|--------------|--------------|--------------|--------------|--------------|--------------------|--------------|
|   | B                         | DK           | D            | EL           | E            | F            | IRL          | I            | L        | NL           | A            | P            | FIN          | S            | UK           | EU-15 <sup>2</sup> | NO           |
|  |                           |              |              |              |              |              |              |              |          |              |              |              |              |              |              |                    |              |
| 2 Training (excl. sub-category 2.4)   | 0.156                     | 0.675        | 0.402        | 0.109        | 0.153        | 0.277        | 0.249        | 0.114        | :        | 0.081        | 0.199        | 0.141        | 0.354        | 0.674        | 0.046        | 0.235              | 0.088        |
| 3 Job rotation and job sharing  | 0.116                     | -            | -            | -            | 0.004        | -            | -            | 0.001        | -        | 0.000        | 0.000        | 0.000        | 0.054        | 0.026        | -            | 0.005              | 0.000        |
| 4 Employment incentives   | 0.149                     | 0.493        | 0.086        | 0.041        | 0.264        | 0.155        | 0.134        | 0.227        | 0.041    | 0.067        | 0.066        | 0.039        | 0.116        | 0.233        | 0.007        | 0.128              | 0.027        |
| 5 Integration of the disabled   | 0.122                     | 0.412        | 0.129        | 0.077        | 0.064        | 0.088        | 0.002        | 0.003        | 0.014    | 0.457        | 0.055        | 0.012        | 0.093        | 0.486        | 0.023        | 0.106              | 0.393        |
| 6 Direct job creation   | 0.451                     | 0.057        | 0.263        | -            | 0.108        | 0.407        | 0.511        | 0.052        | :        | 0.316        | 0.041        | 0.052        | 0.114        | 0.038        | 0.012        | 0.187              | -            |
| 7 Start-up incentives   | 0.003                     | 0.003        | 0.037        | 0.027        | 0.039        | 0.003        | 0.034        | 0.038        | 0.000    | -            | 0.003        | 0.011        | 0.012        | 0.050        | 0.001        | 0.020              | 0.003        |
| <b>Total categories 2-7</b>   | <b>0.997</b>              | <b>1.641</b> | <b>0.917</b> | <b>0.253</b> | <b>0.632</b> | <b>0.931</b> | <b>0.930</b> | <b>0.436</b> | <b>:</b> | <b>0.920</b> | <b>0.365</b> | <b>0.254</b> | <b>0.742</b> | <b>1.507</b> | <b>0.089</b> | <b>0.681</b>       | <b>0.511</b> |
| 2.4 Special support for apprenticeship  | -                         | 0.026        | 0.061        | 0.016        | -            | 0.109        | 0.018        | 0.135        | 0.036    | 0.040        | 0.033        | 0.098        | 0.023        | -            | 0.104        | 0.075              | 0.000        |

<sup>1</sup> Data on GDP are given in table E.1.1. Refer to footnotes to table B.1.1 for comments on data by category and/or by country.

<sup>2</sup> Note that EU-15 totals for 2000 were corrected for all categories in September 2002. This correction also applies to EU-15 totals for 1999.

#### ii. Categories 8-9<sup>1</sup>

|   | LMP expenditure / GDP (%) |              |              |              |              |              |              |              |              |              |              |              |              |              |              |                    |              |
|---|---------------------------|--------------|--------------|--------------|--------------|--------------|--------------|--------------|--------------|--------------|--------------|--------------|--------------|--------------|--------------|--------------------|--------------|
|   | B                         | DK           | D            | EL           | E            | F            | IRL          | I            | L            | NL           | A            | P            | FIN          | S            | UK           | EU-15 <sup>2</sup> | NO           |
|  |                           |              |              |              |              |              |              |              |              |              |              |              |              |              |              |                    |              |
| 8 Out-of-work income maintenance and support  | 1.692                     | 1.581        | 1.910        | 0.449        | 1.370        | 1.218        | 0.710        | 0.504        | 0.185        | 1.890        | 1.139        | 0.708        | 1.620        | 1.348        | 0.434        | 1.187              | 0.519        |
| 9 Early retirement  | 0.486                     | 0.798        | 0.014        | -            | 0.023        | 0.183        | 0.077        | 0.108        | 0.255        | -            | 0.065        | 0.168        | 0.473        | 0.061        | -            | 0.095              | -            |
| <b>Total categories 8-9</b>   | <b>2.177</b>              | <b>2.379</b> | <b>1.924</b> | <b>0.449</b> | <b>1.393</b> | <b>1.401</b> | <b>0.786</b> | <b>0.611</b> | <b>0.440</b> | <b>1.890</b> | <b>1.204</b> | <b>0.875</b> | <b>2.093</b> | <b>1.410</b> | <b>0.434</b> | <b>1.282</b>       | <b>0.519</b> |

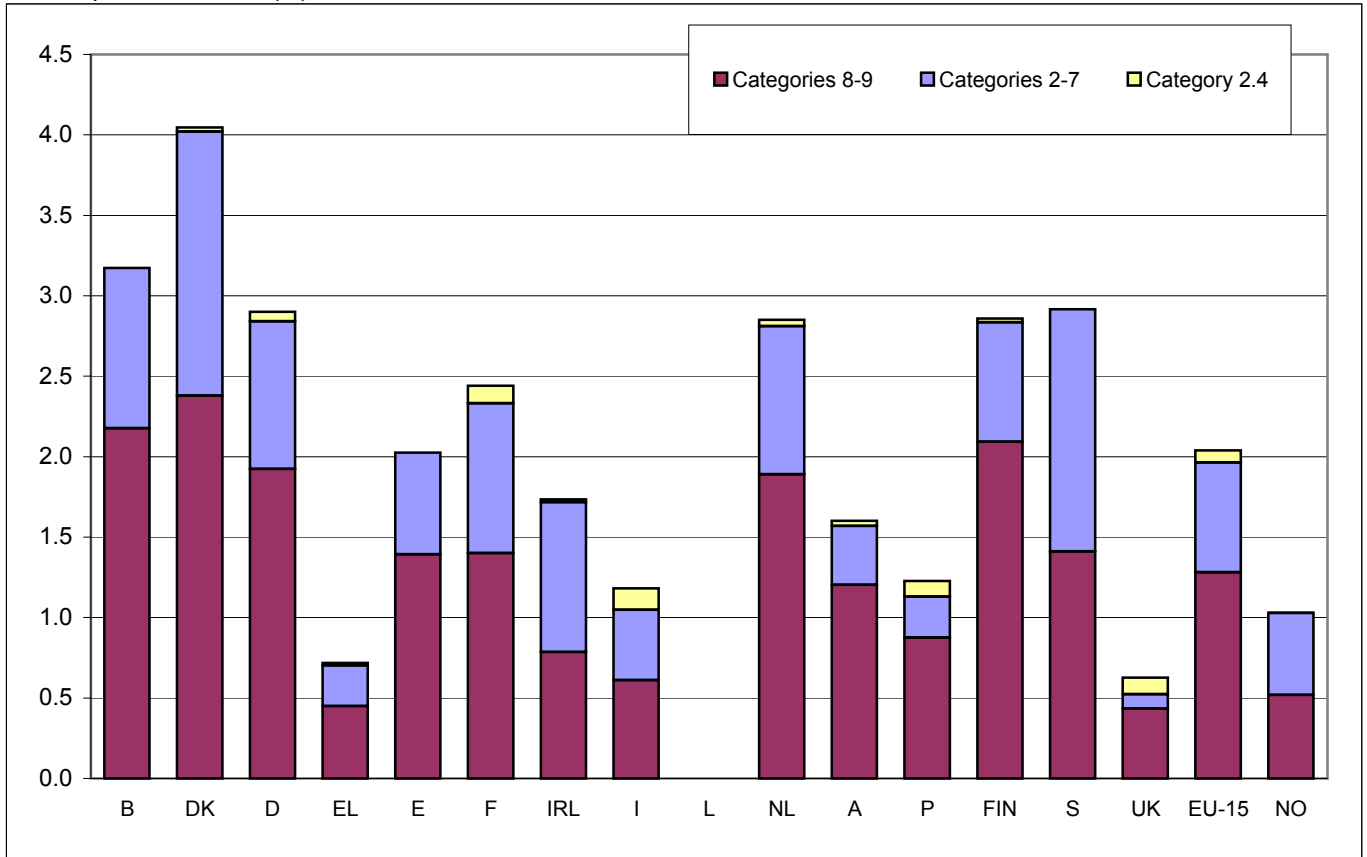
<sup>1</sup> Data on GDP are given in table E.1.1. Refer to footnotes to table B.1.1 for comments on data by category and/or by country.

<sup>2</sup> Note that EU-15 totals for 2000 were corrected for all categories in September 2002. This correction also applies to EU-15 totals for 1999.

**B.1.3 LMP expenditure by category in relation to GDP, 2000 (continued)**

**iii Total expenditure on LMP measures (categories 2-9) in relation to GDP<sup>1</sup>**

*LMP expenditure / GDP (%)*



<sup>1</sup> Note that EU-15 totals for 2000 were corrected for all categories in September 2002. This correction also applies to EU-15 totals for 1999.

## B.2 LMP expenditure by type

### B.2.1 LMP expenditure by type, 2000

#### i. Categories 2-7<sup>1,2</sup>

|  | Euro (millions) |                |                 |              |                |                 |              |                |   |                |              |              |              |                |                |                 |              |
|--|-----------------|----------------|-----------------|--------------|----------------|-----------------|--------------|----------------|---|----------------|--------------|--------------|--------------|----------------|----------------|-----------------|--------------|
|  | B               | DK             | D               | EL           | E              | F               | IRL          | I              | L | NL             | A            | P            | FIN          | S              | UK             | EU-15           | NO           |
| <b>18.1 Total</b>                          | <b>2,474.9</b>  | <b>2,853.6</b> | <b>18,565.3</b> | <b>311.1</b> | <b>3,848.8</b> | <b>13,192.7</b> | <b>962.0</b> | <b>5,083.5</b> | : | <b>3,690.7</b> | <b>748.0</b> | <b>292.0</b> | <b>973.9</b> | <b>3,745.1</b> | <b>1,378.7</b> | <b>58,120.4</b> | <b>896.2</b> |
| <b>18.2 Transfers to individuals</b>       | <b>986.3</b>    | <b>2,057.3</b> | <b>6,035.6</b>  | <b>104.8</b> | <b>206.1</b>   | <b>2,404.2</b>  | <b>340.6</b> | <b>946.8</b>   | : | -              | <b>247.0</b> | <b>85.3</b>  | <b>410.0</b> | <b>1,595.3</b> | <b>112.1</b>   | <b>15,531.4</b> | <b>557.4</b> |
| 18.2.1 Periodic cash payments              | 979.6           | 2,057.3        | 6,013.9         | 87.4         | 29.8           | 2,278.0         | 340.6        | 642.8          | : | -              | 182.3        | 70.6         | 409.2        | 1,553.2        | 99.2           | 14,744.1        | 423.1        |
| 18.2.2 Lump-sum payments                   | 6.7             | -              | 17.6            | 17.4         | 167.1          | 111.3           | -            | 304.0          | : | -              | -            | 14.7         | -            | 17.5           | 12.9           | 669.1           | 134.4        |
| 18.2.3 Reimbursements                      | -               | -              | 4.2             | -            | 9.1            | 15.0            | -            | -              | : | -              | 1.2          | -            | 0.8          | 24.5           | -              | 54.8            | -            |
| 18.2.4 Reduced social contributions        | -               | -              | -               | -            | -              | -               | -            | -              | : | -              | 63.4         | -            | -            | -              | -              | 63.4            | -            |
| 18.2.5 Reduced taxes                       | -               | -              | -               | -            | -              | -               | -            | -              | : | -              | -            | -            | -            | -              | -              | -               | -            |
| <b>18.3 Transfers to employers</b>         | <b>1,091.0</b>  | <b>796.2</b>   | <b>1,869.7</b>  | <b>56.9</b>  | <b>2,733.4</b> | <b>8,908.6</b>  | <b>4.7</b>   | <b>3,690.3</b> | : | <b>807.2</b>   | <b>259.1</b> | <b>54.6</b>  | <b>327.4</b> | <b>1,366.4</b> | <b>443.3</b>   | <b>22,408.8</b> | <b>242.3</b> |
| 18.3.1 Periodic cash payments              | 857.7           | 796.2          | 1,859.9         | 29.0         | 724.3          | 6,270.3         | 4.4          | 8.3            | : | 807.2          | 208.5        | 15.3         | 327.4        | 1,201.4        | 443.3          | 13,553.0        | 238.8        |
| 18.3.2 Lump-sum payments                   | -               | -              | 9.2             | 27.9         | 134.7          | 242.3           | -            | 237.7          | : | -              | 11.1         | 38.3         | -            | -              | -              | 701.0           | 3.5          |
| 18.3.3 Reimbursements                      | -               | -              | 0.7             | -            | -              | -               | 0.3          | -              | : | -              | 24.4         | 0.1          | -            | 24.9           | -              | 50.3            | -            |
| 18.3.4 Reduced social contributions        | 233.3           | -              | -               | -            | 1,831.9        | 2,353.4         | -            | 3,444.4        | : | -              | 15.0         | 1.0          | -            | -              | -              | 7,879.1         | -            |
| 18.3.5 Reduced taxes                       | -               | -              | -               | -            | 42.5           | 42.7            | -            | -              | : | -              | -            | -            | -            | 140.2          | -              | 225.4           | -            |
| <b>18.4 Transfers to service providers</b> | <b>397.7</b>    | <b>-</b>       | <b>10,660.0</b> | <b>5.7</b>   | <b>909.3</b>   | <b>1,879.9</b>  | <b>48.4</b>  | <b>446.4</b>   | : | <b>-</b>       | <b>169.9</b> | <b>7.6</b>   | <b>225.7</b> | <b>783.1</b>   | <b>156.1</b>   | <b>15,689.7</b> | <b>96.4</b>  |
| 18.5 Not specified                         | -               | -              | -               | 143.8        | -              | -               | 568.3        | -              | : | 2,883.5        | 72.0         | 144.5        | 10.8         | 0.3            | 667.3          | 4,490.6         | -            |

<sup>1</sup> Total for categories 2-7 excludes sub-category 2.4 (Special support for apprenticeship). Refer to footnotes to table B.1.1 for other comments on the composition of the total expenditure shown.

<sup>2</sup> Some of these values may be estimated (or include estimated values) or be subject to relevant comments. Refer to the detailed country tables in section B.3.

## B.2.1 LMP expenditure by type, 2000 (continued)

### ii. Categories 8-9<sup>1,2</sup>

|  | Euro (millions) |         |          |       |         |          |       |         |      |         |         |         |         |         |         |           |       |
|--|-----------------|---------|----------|-------|---------|----------|-------|---------|------|---------|---------|---------|---------|---------|---------|-----------|-------|
|  | B               | DK      | D        | EL    | E       | F        | IRL   | I       | L    | NL      | A       | P       | FIN     | S       | UK      | EU-15     | NO    |
| <b>18.1 Total</b>                          | 5,407.2         | 4,136.1 | 38,962.2 | 551.9 | 8,478.2 | 19,854.9 | 813.6 | 7,118.8 | 90.0 | 7,580.9 | 2,466.1 | 1,007.2 | 2,746.6 | 3,502.4 | 6,721.2 | 109,437.1 | 910.6 |
| <b>18.2 Transfers to individuals</b>       | 5,407.2         | 4,136.1 | 38,667.7 | 551.9 | 8,478.2 | 19,829.3 | 813.6 | 7,118.8 | 88.2 | 7,580.9 | 2,428.6 | 1,007.2 | 2,746.6 | 3,502.4 | 6,721.2 | 109,077.8 | 899.8 |
| 18.2.1 Periodic cash payments              | 5,293.9         | 4,102.1 | 37,640.5 | 482.5 | 8,136.4 | 19,829.3 | 813.6 | 6,213.4 | 85.0 | 7,580.9 | 1,559.1 | 996.4   | 2,715.9 | 3,502.4 | 6,721.2 | 105,672.4 | 899.8 |
| 18.2.2 Lump-sum payments                   | 113.2           | 34.0    | 1,027.3  | 69.4  | 201.5   | -        | -     | -       | 3.3  | -       | -       | 10.8    | 30.7    | -       | -       | 1,490.2   | -     |
| 18.2.3 Reimbursements                      | -               | -       | -        | -     | -       | -        | -     | -       | -    | -       | 213.2   | -       | -       | -       | -       | 213.2     | -     |
| 18.2.4 Reduced social contributions        | -               | -       | -        | -     | 140.3   | -        | -     | 905.4   | -    | -       | 656.3   | -       | -       | -       | -       | 1,702.0   | -     |
| 18.2.5 Reduced taxes                       | -               | -       | -        | -     | -       | -        | -     | -       | -    | -       | -       | -       | -       | -       | -       | -         | -     |
| <b>18.3 Transfers to employers</b>         | -               | -       | 294.5    | -     | -       | 25.6     | -     | -       | 1.8  | -       | 37.3    | -       | -       | -       | -       | 359.2     | 10.8  |
| 18.3.1 Periodic cash payments              | -               | -       | 269.0    | -     | -       | 25.6     | -     | -       | -    | -       | -       | -       | -       | -       | -       | 294.6     | 10.8  |
| 18.3.2 Lump-sum payments                   | -               | -       | -        | -     | -       | -        | -     | -       | -    | -       | -       | -       | -       | -       | -       | -         | -     |
| 18.3.3 Reimbursements                      | -               | -       | 25.5     | -     | -       | -        | -     | -       | 1.8  | -       | 37.3    | -       | -       | -       | -       | 64.6      | -     |
| 18.3.4 Reduced social contributions        | -               | -       | -        | -     | -       | -        | -     | -       | -    | -       | -       | -       | -       | -       | -       | -         | -     |
| 18.3.5 Reduced taxes                       | -               | -       | -        | -     | -       | -        | -     | -       | -    | -       | -       | -       | -       | -       | -       | -         | -     |
| <b>18.4 Transfers to service providers</b> | -               | -       | -        | -     | -       | -        | -     | -       | -    | -       | 0.1     | -       | -       | -       | -       | 0.1       | -     |
| 18.5 Not specified                         | -               | -       | -        | -     | -       | -        | -     | -       | -    | -       | -       | -       | -       | -       | -       | -         | -     |

1 Refer to footnotes to table B.1.1.ii for comments on the composition of the total expenditure shown.

2 Some of these values may be estimated (or include estimated values) or be subject to relevant comments. Refer to the detailed country tables in section B.3.



## B.2.2 Share of LMP expenditure by type, 2000

### i. Categories 2-7<sup>1</sup>

|  | % total expenditure (categories 2-7) |              |              |              |              |              |              |              |   |              |              |              |              |              |              |              |              |
|--|--------------------------------------|--------------|--------------|--------------|--------------|--------------|--------------|--------------|---|--------------|--------------|--------------|--------------|--------------|--------------|--------------|--------------|
|  | B                                    | DK           | D            | EL           | E            | F            | IRL          | I            | L | NL           | A            | P            | FIN          | S            | UK           | EU-15        | NO           |
| <b>18.1 Total</b>                          | <b>100.0</b>                         | <b>100.0</b> | <b>100.0</b> | <b>100.0</b> | <b>100.0</b> | <b>100.0</b> | <b>100.0</b> | <b>100.0</b> | : | <b>100.0</b> | <b>100.0</b> | <b>100.0</b> | <b>100.0</b> | <b>100.0</b> | <b>100.0</b> | <b>100.0</b> | <b>100.0</b> |
| <b>18.2 Transfers to individuals</b>       | <b>39.9</b>                          | <b>72.1</b>  | <b>32.5</b>  | <b>33.7</b>  | <b>5.4</b>   | <b>18.2</b>  | <b>35.4</b>  | <b>18.6</b>  | : | -            | <b>33.0</b>  | <b>29.2</b>  | <b>42.1</b>  | <b>42.6</b>  | <b>8.1</b>   | <b>26.7</b>  | <b>62.2</b>  |
| 18.2.1 Periodic cash payments              | 39.6                                 | 72.1         | 32.4         | 28.1         | 0.8          | 17.3         | 35.4         | 12.6         | : | -            | 24.4         | 24.2         | 42.0         | 41.5         | 7.2          | 25.4         | 47.2         |
| 18.2.2 Lump-sum payments                   | 0.3                                  | -            | 0.1          | 5.6          | 4.3          | 0.8          | -            | 6.0          | : | -            | -            | 5.0          | -            | 0.5          | 0.9          | 1.2          | 15.0         |
| 18.2.3 Reimbursements                      | -                                    | -            | 0.0          | -            | 0.2          | 0.1          | -            | -            | : | -            | 0.2          | -            | 0.1          | 0.7          | -            | 0.1          | -            |
| 18.2.4 Reduced social contributions        | -                                    | -            | -            | -            | -            | -            | -            | -            | : | -            | 8.5          | -            | -            | -            | -            | 0.1          | -            |
| 18.2.5 Reduced taxes                       | -                                    | -            | -            | -            | -            | -            | -            | -            | : | -            | -            | -            | -            | -            | -            | -            | -            |
| <b>18.3 Transfers to employers</b>         | <b>44.1</b>                          | <b>27.9</b>  | <b>10.1</b>  | <b>18.3</b>  | <b>71.0</b>  | <b>67.5</b>  | <b>0.5</b>   | <b>72.6</b>  | : | <b>21.9</b>  | <b>34.6</b>  | <b>18.7</b>  | <b>33.6</b>  | <b>36.5</b>  | <b>32.2</b>  | <b>38.6</b>  | <b>27.0</b>  |
| 18.3.1 Periodic cash payments              | 34.7                                 | 27.9         | 10.0         | 9.3          | 18.8         | 47.5         | 0.5          | 0.2          | : | 21.9         | 27.9         | 5.2          | 33.6         | 32.1         | 32.2         | 23.3         | 26.6         |
| 18.3.2 Lump-sum payments                   | -                                    | -            | 0.0          | 9.0          | 3.5          | 1.8          | -            | 4.7          | : | -            | 1.5          | 13.1         | -            | -            | -            | 1.2          | 0.4          |
| 18.3.3 Reimbursements                      | -                                    | -            | 0.0          | -            | -            | -            | 0.0          | -            | : | -            | 3.3          | 0.0          | -            | 0.7          | -            | 0.1          | -            |
| 18.3.4 Reduced social contributions        | 9.4                                  | -            | -            | -            | 47.6         | 17.8         | -            | 67.8         | : | -            | 2.0          | 0.4          | -            | -            | -            | 13.6         | -            |
| 18.3.5 Reduced taxes                       | -                                    | -            | -            | -            | 1.1          | 0.3          | -            | -            | : | -            | -            | -            | -            | 3.7          | -            | 0.4          | -            |
| <b>18.4 Transfers to service providers</b> | <b>16.1</b>                          | <b>-</b>     | <b>57.4</b>  | <b>1.8</b>   | <b>23.6</b>  | <b>14.2</b>  | <b>5.0</b>   | <b>8.8</b>   | : | <b>-</b>     | <b>22.7</b>  | <b>2.6</b>   | <b>23.2</b>  | <b>20.9</b>  | <b>11.3</b>  | <b>27.0</b>  | <b>10.8</b>  |
| 18.5 Not specified                         | -                                    | -            | -            | 46.2         | -            | -            | 59.1         | -            | : | 78.1         | 9.6          | 49.5         | 1.1          | 0.0          | 48.4         | 7.7          | -            |

<sup>1</sup> Total for categories 2-7 excludes sub-category 2.4 (Special support for apprenticeship). Refer to footnotes to table B.1.1.i for other comments on the composition of the total expenditure shown.

## B.2.2 Share of LMP expenditure by type, 2000 (continued)


### ii. Categories 8-9<sup>1</sup>

|  | % total expenditure (categories 8-9) |       |       |       |       |       |       |       |       |       |       |       |       |       |       |       |       |
|--|--------------------------------------|-------|-------|-------|-------|-------|-------|-------|-------|-------|-------|-------|-------|-------|-------|-------|-------|
|  | B                                    | DK    | D     | EL    | E     | F     | IRL   | I     | L     | NL    | A     | P     | FIN   | S     | UK    | EU-15 | NO    |
| <b>18.1 Total</b>                          | 100.0                                | 100.0 | 100.0 | 100.0 | 100.0 | 100.0 | 100.0 | 100.0 | 100.0 | 100.0 | 100.0 | 100.0 | 100.0 | 100.0 | 100.0 | 100.0 | 100.0 |
| <b>18.2 Transfers to individuals</b>       | 100.0                                | 100.0 | 99.2  | 100.0 | 100.0 | 99.9  | 100.0 | 100.0 | 98.0  | 100.0 | 98.5  | 100.0 | 100.0 | 100.0 | 100.0 | 99.7  | 98.8  |
| 18.2.1 Periodic cash payments              | 97.9                                 | 99.2  | 96.6  | 87.4  | 96.0  | 99.9  | 100.0 | 87.3  | 94.4  | 100.0 | 63.2  | 98.9  | 98.9  | 100.0 | 100.0 | 96.6  | 98.8  |
| 18.2.2 Lump-sum payments                   | 2.1                                  | 0.8   | 2.6   | 12.6  | 2.4   | -     | -     | -     | 3.6   | -     | -     | 1.1   | 1.1   | -     | -     | 1.4   | -     |
| 18.2.3 Reimbursements                      | -                                    | -     | -     | -     | -     | -     | -     | -     | -     | -     | 8.6   | -     | -     | -     | -     | 0.2   | -     |
| 18.2.4 Reduced social contributions        | -                                    | -     | -     | -     | 1.7   | -     | 12.7  | -     | -     | -     | 26.6  | -     | -     | -     | -     | 1.6   | -     |
| 18.2.5 Reduced taxes                       | -                                    | -     | -     | -     | -     | -     | -     | -     | -     | -     | -     | -     | -     | -     | -     | -     | -     |
| <b>18.3 Transfers to employers</b>         | -                                    | -     | 0.8   | -     | -     | 0.1   | -     | -     | 2.0   | -     | 1.5   | -     | -     | -     | -     | 0.3   | 1.2   |
| 18.3.1 Periodic cash payments              | -                                    | -     | 0.7   | -     | -     | 0.1   | -     | -     | -     | -     | -     | -     | -     | -     | -     | 0.3   | 1.2   |
| 18.3.2 Lump-sum payments                   | -                                    | -     | -     | -     | -     | -     | -     | -     | -     | -     | -     | -     | -     | -     | -     | -     | -     |
| 18.3.3 Reimbursements                      | -                                    | -     | 0.1   | -     | -     | -     | -     | -     | 2.0   | -     | 1.5   | -     | -     | -     | -     | 0.1   | -     |
| 18.3.4 Reduced social contributions        | -                                    | -     | -     | -     | -     | -     | -     | -     | -     | -     | -     | -     | -     | -     | -     | -     | -     |
| 18.3.5 Reduced taxes                       | -                                    | -     | -     | -     | -     | -     | -     | -     | -     | -     | -     | -     | -     | -     | -     | -     | -     |
| <b>18.4 Transfers to service providers</b> | -                                    | -     | -     | -     | -     | -     | -     | -     | -     | -     | 0.0   | -     | -     | -     | -     | 0.0   | -     |
| 18.5 Not specified                         | -                                    | -     | -     | -     | -     | -     | -     | -     | -     | -     | -     | -     | -     | -     | -     | -     | -     |

<sup>1</sup> Refer to footnotes to table B.1.1.ii for comments on the composition of the total expenditure shown.


### B.3.1 LMP expenditure by measure and by type of action: Belgique/België, 2000

Euro (millions)

|  Category, measure number and name |    | 18.1<br>Total  | 18.2<br>Transfers<br>to<br>individuals | 18.3<br>Transfers<br>to<br>employers | 18.4<br>Transfers<br>to service<br>providers | 18.5<br>Not<br>specified | Notes    |
|---|----|--|--|--------------------------------------|--|--------------------------|----------|
| <b>0 - Public employment services (PES)</b>   |    |  |  |                                      |  |                          |          |
| 0   | 1  | Public employment services (Fed, RF, RW, RBC)                                  | 425.93                                 | -                                    | -  | 425.93                   | -        |
| <b>Total category 0 - Public employment services (PES)</b>  |    | <b>425.93</b>  | <b>-</b>                               | <b>-</b>                             | <b>425.93</b>                                | <b>-</b>                 |          |
| <b>1 - Intensive counselling and job-search assistance</b>  |    |  |  |                                      |  |                          |          |
| 1   | 12 | Vocational integration (RW, RBC)   | 37.53                                  | 3.94                                 | -  | 33.59                    | -        |
|   | 25 | Active jobsearch workshop (RW, RBC, RF)  | 6.10                                   | -                                    | -  | 6.10                     | -        |
|   | 30 | Regional employment missions (RW)  | 0.62                                   | -                                    | -  | 0.62                     | -        |
|   | 46 | Insertion plan for young people (RW)   | 7.76                                   | -                                    | -  | 7.76                     | -        |
|   | 48 | Partnership for the reception of jobseekers not registered in ORBEM (RBC)      | 0.19                                   | -                                    | -  | 0.19                     | -        |
|   | 50 | Partnership for childcare for jobseekers (RBC)                                 | 0.69                                   | -                                    | -  | 0.69                     | -        |
|   | 51 | Jobseekers insertion towards the first job agreement                           | 2.16                                   | -                                    | -  | 2.16                     | -        |
|   | 54 | Pathway to work (RF)   | 30.14                                  | -                                    | -  | 30.14                    | -        |
| <b>Total category 1 - Intensive counselling and job-search assistance</b>   |    | <b>85.18</b>   | <b>3.94</b>                            | <b>-</b>                             | <b>81.24</b>                                 | <b>-</b>                 |          |
| <b>2 - Training</b>   |    |  |  |                                      |  |                          |          |
| 2.1   | 3  | Encouraging the unemployed to resume studying (Fed)                            | 76.85                                  | 76.85                                | -  | -                        | -        |
|   | 40 | Vocational training (RF)   | 116.49                                 | -                                    | -  | 116.49                   | -        |
|   | 41 | Vocational training (RW)   | 79.43                                  | -                                    | -  | 79.43                    | -        |
|   | 42 | Vocational training (RBC)  | 20.70                                  | -                                    | -  | 20.70                    | -        |
|   | 43 | Vocational training (Fed)  | 62.96                                  | 62.96                                | -  | -                        | -        |
|   | 44 | Vocational training (CG)   | 2.35*                                  | -                                    | -  | 2.35*                    | -        |
| 2.2   | 7  | Support for the creation, extension and restructuring of enterprises (RW, RBC) | 2.83                                   | -                                    | -  | 2.83                     | -        |
|   | 13 | Training and integration contract (RW)   | 7.66                                   | 7.66                                 | -  | -                        | -        |
|   | 29 | Tutorial (RBC)   | 0.02                                   | -                                    | 0.02   | -                        | -        |
| 2.3   | 8  | Alternance training (Fed)  | 4.21                                   | -                                    | 4.21   | -                        | -        |
|   | 9  | Alternance training and springboard projects (CFI)                             | 6.62                                   | -                                    | -  | 6.62*                    | -        |
|   | 10 | Alternance training (RW)   | 6.59                                   | -                                    | 6.59   | -                        | -        |
| <b>Total category 2 - Training</b>  |    | <b>386.72*</b>   | <b>147.47</b>                          | <b>10.83</b>                         | <b>228.41*</b>                               | <b>-</b>                 |          |
| <b>Total category 2 - Training (excl. sub-category 2.4)</b>   |    | <b>386.72*</b>   | <b>147.47</b>                          | <b>10.83</b>                         | <b>228.41*</b>                               | <b>-</b>                 | <b>1</b> |
| <b>3 - Job rotation and job sharing</b>   |    |  |  |                                      |  |                          |          |
| 3.1   | 15 | [Component] Career break (Fed, RF) -   | 257.36                                 | 235.75                               | 21.62  | -                        | -        |
|   | 32 | Promoting reintegration of the unemployed through redistribution of work (RF)  | 1.61                                   | 1.61                                 | -  | -                        | -        |
| 3.2   | 15 | [Component] Career break (Fed, RF) -   | 29.42                                  | 29.42                                | -  | -                        | -        |
| <b>Total category 3 - Job rotation and job sharing</b>  |    | <b>288.40</b>  | <b>266.78</b>                          | <b>21.62</b>                         | <b>-</b>                                     | <b>-</b>                 |          |
| <b>4 - Employment incentives</b>  |    |  |  |                                      |  |                          |          |
| 4   | 39 | Part-time workers receiving income guarantee allowance                         | 145.91                                 | 145.91                               | -  | -                        | -        |
| 4.1   | 16 | Recruitment subsidy (RBC)  | 0.52                                   | -                                    | 0.52   | -                        | -        |
|   | 17 | Recruitment of unemployed persons by SMEs (RW, RBC)                            | 15.57                                  | -                                    | 15.57  | -                        | -        |
|   | 22 | Plan +1, +2, +3 (Fed)  | 97.00                                  | -                                    | 97.00  | -                        | -        |
|   | 23 | Recruitment benefits (Fed)   | 98.26                                  | -                                    | 98.26  | -                        | -        |
|   | 24 | Employment agreements (Fed)  | 6.62                                   | -                                    | 6.62   | -                        | -        |
|   | 26 | Relocation allowances for the unemployed (RBC)                                 | -                                      | -                                    | -  | -                        | 2        |
|   | 28 | Transition-to-work subsidy (RBC)   | 0.37                                   | -                                    | 0.37   | -                        | -        |
|   | 35 | Traineeships for young people (Fed)  | 3.40                                   | -                                    | 3.40   | -                        | -        |
|   | 47 | First job agreement  | 2.21                                   | -                                    | 2.21   | -                        | -        |
| <b>Total category 4 - Employment incentives</b>   |    | <b>369.86</b>  | <b>145.91</b>                          | <b>223.95</b>                        | <b>-</b>                                     | <b>-</b>                 |          |
| <b>5 - Integration of the disabled</b>  |    |  |  |                                      |  |                          |          |
| 5   | 36 | Work and rehabilitation for disabled persons (RF, RW, RBC)                     | 302.75                                 | -                                    | 167.25*                                      | 135.50*                  | -        |
| 5.3   | 49 | Socio-vocational guidance service: social consultations (RBC)                  | n.s.                                   | -                                    | -  | n.s.                     | -        |
| <b>Total category 5 - Integration of the disabled</b>   |    | <b>302.75</b>  | <b>-</b>                               | <b>167.25*</b>                       | <b>135.50*</b>                               | <b>-</b>                 |          |

### B.3.1 LMP expenditure by measure and by type of action: Belgique/België, 2000

Euro (millions)


|  Category, measure number and name |   | 18.1<br>Total   | 18.2<br>Transfers<br>to<br>individuals | 18.3<br>Transfers<br>to<br>employers | 18.4<br>Transfers<br>to service<br>providers | 18.5<br>Not<br>specified | Notes |
|---|---|-----------------|--|--------------------------------------|--|--------------------------|-------|
| <b>6 - Direct job creation</b>  |   |                 |  |                                      |  |                          |       |
| 6.1   | 14 Third working circuit (RF, RW, RBC)                                    | 323.53          | 323.53                                 | -                                    | -  | -                        |       |
|   | 18 Subsidised contractors (RF, RW, RBC)                                   | 584.53          | -                                      | 584.53                               | -  | -                        |       |
|   | 19 Promoting employment in the non-market sector - FBI (Fed, RF, RW, RBC) | 58.35           | -                                      | 58.35                                | -  | -                        |       |
| 6.2   | 21 Local employment agencies (Fed)  | 129.67          | 95.91                                  | -                                    | 33.76  | -                        |       |
|   | 27 Transition-to-work scheme (RF)   | 24.44           | -                                      | 24.44                                | -  | -                        |       |
|   | 52 First job agreement in projects of public interest (RBC)               | n.s.            | -                                      | n.s.                                 | -  | -                        |       |
| <b>Total category 6 - Direct job creation</b>   |   | <b>1,120.52</b> | <b>419.44</b>                          | <b>667.33</b>                        | <b>33.76</b>                                 | -                        |       |
| <b>7 - Start-up incentives</b>  |   |                 |  |                                      |  |                          |       |
| 7   | 34 Loans for unemployed persons (Fed)                                     | 6.69            | 6.69                                   | -                                    | -  | -                        |       |
|   | 53 SME Creation (RW)  | n.s.            | -                                      | -                                    | n.s.   | -                        |       |
| <b>Total category 7 - Start-up incentives</b>   |   | <b>6.69</b>     | <b>6.69</b>                            | -                                    | -  | -                        |       |
| <b>8 - Out-of-work income maintenance and support</b>   |   |                 |  |                                      |  |                          |       |
| 8.1   | 37 [Component] Unemployment benefit (Fed) - Full UB                       | 3,806.33        | 3,806.33                               | -                                    | -  | -                        |       |
| 8.2   | 37 [Component] Unemployment benefit (Fed) - Partial UB                    | 281.63          | 281.63                                 | -                                    | -  | -                        |       |
| 8.5   | 37 [Component] Unemployment benefit (Fed) - Bankruptcy compensation       | 113.21          | 113.21                                 | -                                    | -  | -                        |       |
| <b>Total category 8 - Out-of-work income maintenance and support</b>  |   | <b>4,201.18</b> | <b>4,201.18</b>                        | -                                    | -  | -                        |       |
| <b>9 - Early retirement</b>   |   |                 |  |                                      |  |                          |       |
| 9.1   | 38 Early retirement by collective agreement (Fed)                         | 1,205.98        | 1,205.98                               | -                                    | -  | -                        |       |
| <b>Total category 9 - Early retirement</b>  |   | <b>1,205.98</b> | <b>1,205.98</b>                        | -                                    | -  | -                        |       |

#### Notes

- 1 Data on apprenticeship (category 2.4) are not considered comparable between countries so aggregates on training should be considered excluding this sub-category. Here category 2.4 is not reported so the total for training is not affected.
- 2 No expenditure in 2000
- 3 Breakdown of expenditure by type is estimated based on observations for 1998.


### B.3.2 LMP expenditure by measure and by type of action: Danmark, 2000

Euro (millions)

|  Category, measure number and name |  | 18.1<br>Total    | 18.2<br>Transfers<br>to<br>individuals | 18.3<br>Transfers<br>to<br>employers | 18.4<br>Transfers<br>to service<br>providers | 18.5<br>Not<br>specified | Notes    |
|---|--|------------------|--|--------------------------------------|--|--------------------------|----------|
| <b>0 - Public employment services (PES)</b>   |  |                  |  |                                      |  |                          |          |
| 0   | 5 Public employment service                            | 173.55*          | -                                      | -                                    | 173.55*                                      | -                        |          |
| <b>Total category 0 - Public employment services (PES)</b>  |  | <b>173.55*</b>   | <b>-</b>                               | <b>-</b>                             | <b>173.55*</b>                               | <b>-</b>                 |          |
| <b>1 - Intensive counselling and job-search assistance</b>  |  |                  |  |                                      |  |                          |          |
| 1   | 9 Specially arranged activation                        | 121.03*          | 121.03*                                | -                                    | -  | -                        |          |
|   | 17 Educational and vocational guidance                 | 9.74*            | -                                      | -                                    | 9.74*  | -                        | 1        |
| <b>Total category 1 - Intensive counselling and job-search assistance</b>   |  | <b>130.77*</b>   | <b>121.03*</b>                         | <b>-</b>                             | <b>9.74*</b>                                 | <b>-</b>                 |          |
| <b>2 - Training</b>   |  |                  |  |                                      |  |                          |          |
| 2.1   | 8 Education and training                               | 1,168.86*        | 1,168.86*                              | -                                    | -  | -                        |          |
|   | 16 Training leave from unemployment                    | 0.87*            | 0.87*                                  | -                                    | -  | -                        |          |
|   | 19 Adult and supplementary training                    | 2.74*            | 2.74*                                  | -                                    | -  | -                        |          |
| 2.2   | 27 Labour trainee                                      | 1.42             | 1.42                                   | -                                    | -  | -                        |          |
| 2.4   | 31 Adult apprenticeship support                        | 45.12            | 45.12                                  | -                                    | -  | -                        |          |
| <b>Total category 2 - Training</b>  |  | <b>1,219.02*</b> | <b>1,219.02*</b>                       | <b>-</b>                             | <b>-</b>                                     | <b>-</b>                 |          |
| <b>Total category 2 - Training (excl. sub-category 2.4)</b>   |  | <b>1,173.90*</b> | <b>1,173.90*</b>                       | <b>-</b>                             | <b>-</b>                                     | <b>-</b>                 | <b>2</b> |
| <b>3 - Job rotation and job sharing</b>   |  |                  |  |                                      |  |                          |          |
| 3   |  |                  |  |                                      |  |                          |          |
| <b>Total category 3 - Job rotation and job sharing</b>  |  | <b>-</b>         | <b>-</b>                               | <b>-</b>                             | <b>-</b>                                     | <b>-</b>                 |          |
| <b>4 - Employment incentives</b>  |  |                  |  |                                      |  |                          |          |
| 4.1   | 26 Servicejobs   | 3.17             | -                                      | 3.17                                 | -  | -                        |          |
|   | 6 Job training   | 571.85*          | -                                      | 571.85*                              | n.s.   | -                        |          |
|   | 7 Individual job training                              | 282.38*          | 282.38*                                | -                                    | -  | -                        |          |
| <b>Total category 4 - Employment incentives</b>   |  | <b>857.40*</b>   | <b>282.38*</b>                         | <b>575.02*</b>                       | <b>-</b>                                     | <b>-</b>                 |          |
| <b>5 - Integration of the disabled</b>  |  |                  |  |                                      |  |                          |          |
| 5   | 30 Support of disabled                                 | 4.10             | 4.10                                   | -                                    | -  | -                        |          |
| 5.2   | 21 Flex jobs   | 107.74*          | -                                      | 107.74*                              | -  | -                        |          |
|   | 22 Light jobs  | 23.41*           | -                                      | 23.41*                               | -  | -                        |          |
| 5.3   | 20 Rehabilitation                                      | 453.82           | 363.78                                 | 90.04                                | -  | -                        |          |
|   | 28 Pre-rehabilitation                                  | 124.84           | 124.84                                 | -                                    | -  | -                        |          |
|   | 29 Unemployment allowance                              | 3.17             | 3.17                                   | -                                    | -  | -                        |          |
| <b>Total category 5 - Integration of the disabled</b>   |  | <b>717.08*</b>   | <b>495.89</b>                          | <b>221.19*</b>                       | <b>-</b>                                     | <b>-</b>                 |          |
| <b>6 - Direct job creation</b>  |  |                  |  |                                      |  |                          |          |
| 6.2   | 10 Voluntary not paid activities                       | 4.66*            | 4.66*                                  | -                                    | -  | -                        |          |
|   | 11 Pool jobs   | 94.70            | 94.70                                  | -                                    | -  | -                        |          |
| <b>Total category 6 - Direct job creation</b>   |  | <b>99.36*</b>    | <b>99.36*</b>                          | <b>-</b>                             | <b>-</b>                                     | <b>-</b>                 |          |
| <b>7 - Start-up incentives</b>  |  |                  |  |                                      |  |                          |          |
| 7   | 12 Enterprise allowance (insured unemployed)           | 4.84             | 4.84                                   | -                                    | -  | -                        |          |
|   | 13 Enterprise allowance (social assistance recipients) | 0.98             | 0.98                                   | -                                    | -  | -                        |          |
| <b>Total category 7 - Start-up incentives</b>   |  | <b>5.82</b>      | <b>5.82</b>                            | <b>-</b>                             | <b>-</b>                                     | <b>-</b>                 |          |
| <b>8 - Out-of-work income maintenance and support</b>   |  |                  |  |                                      |  |                          |          |
| 8.1   | 2 Social assistance (unemployment)                     | 362.58*          | 362.58*                                | -                                    | -  | -                        |          |
| 8.5   | 25 Wage earners guarantee fund                         | 33.98            | 33.98                                  | -                                    | -  | -                        | 3        |
| Mixed   | 1 Unemployment Insurance                               | 2,352.04         | 2,352.04                               | -                                    | -  | -                        |          |
| <b>Total category 8 - Out-of-work income maintenance and support</b>  |  | <b>2,748.61*</b> | <b>2,748.61*</b>                       | <b>-</b>                             | <b>-</b>                                     | <b>-</b>                 |          |

### B.3.2 LMP expenditure by measure and by type of action: Danmark, 2000

*Euro (millions)*


|  Category, measure number and name | 18.1<br>Total    | 18.2<br>Transfers<br>to<br>individuals | 18.3<br>Transfers<br>to<br>employers | 18.4<br>Transfers<br>to service<br>providers | 18.5<br>Not<br>specified | Notes |
|---|------------------|--|--------------------------------------|--|--------------------------|-------|
| <b>9 - Early retirement</b>   |                  |  |                                      |  |                          |       |
| 9.2 3 Transitional allowance  | 393.48           | 393.48                                 | -                                    | -  | -                        |       |
| 24 Early retirement pay, from unemployment  | 994.01*          | 994.01*                                | -                                    | -  | -                        | 4     |
| <b>Total category 9 - Early retirement</b>  | <b>1,387.49*</b> | <b>1,387.49*</b>                       | -                                    | -  | -                        |       |

#### Notes

- 1 Known expenditure only - thought to be around 60% of the total.
- 2 Data on apprenticeship (category 2.4) are not considered comparable between countries so aggregates on training should be considered excluding this sub-category.
- 3 Data not comparable to earlier years because of a change in accounting procedures.
- 4 Data not comparable to earlier years because of a change in the method of calculation.


### B.3.3 LMP expenditure by measure and by type of action: Deutschland, 2000

Euro (millions)

|  Category, measure number and name |   | 18.1<br>Total   | 18.2<br>Transfers<br>to<br>individuals | 18.3<br>Transfers<br>to<br>employers | 18.4<br>Transfers<br>to service<br>providers | 18.5<br>Not<br>specified | Notes    |
|---|---|-----------------|--|--------------------------------------|--|--------------------------|----------|
| <b>0 - Public employment services (PES)</b>   |   |                 |  |                                      |  |                          |          |
| 0   | 5 Job placement   | :               | :                                      | :                                    | :  | :                        |          |
|   | 33 Apprenticeship placement   | :               | :                                      | :                                    | :  | :                        |          |
| <b>Total category 0 - Public employment services (PES)</b>  |   | :               | :                                      | :                                    | :  | :                        |          |
| <b>1 - Intensive counselling and job-search assistance</b>  |   |                 |  |                                      |  |                          |          |
| 1   | 27 Independent measures   | 575.45          | :                                      | :                                    | :  | 575.45                   |          |
|   | 28 Involvement of third parties in the placement of unemployment-assistance recipients      | 2.61            | -                                      | -                                    | 2.61   | -                        |          |
|   | 35 Counselling and placement assistance   | 38.55           | 38.55                                  | -                                    | -  | -                        |          |
|   | 38 [Component] Immediate Action Programme against youth unemployment -                      | 29.03           | -                                      | -                                    | 29.03  | -                        |          |
| <b>Total category 1 - Intensive counselling and job-search assistance</b>   |   | <b>645.64</b>   | <b>38.55</b>                           | <b>-</b>                             | <b>31.64</b>                                 | <b>575.45</b>            |          |
| <b>2 - Training</b>   |   |                 |  |                                      |  |                          |          |
| 2.1   | 6 Measures to improve prospects of integration - training measures                          | 323.39          | -                                      | -                                    | 323.39                                       | -                        |          |
|   | 11 Support for vocational preparation training measures for young people                    | 491.87          | 136.93                                 | -                                    | 354.93                                       | -                        |          |
|   | 12 Support for further vocational training  | 6,807.75        | 4,127.40                               | -                                    | 2,680.35                                     | -                        |          |
|   | 20 Subsidies towards measures included in social plans                                      | 9.17            | -                                      | 9.17                                 | -  | -                        |          |
|   | 26 Language tuition for new resettlers, persons having right of asylum and quota refugees   | 144.05          | -                                      | -                                    | 144.05                                       | -                        |          |
|   | 31 ESF Federal programme  | 205.67          | 205.05                                 | 0.63                                 | -  | -                        |          |
|   | 38 [Component] Immediate Action Programme against youth unemployment -                      | 132.11          | 49.96                                  | -                                    | 82.15  | -                        |          |
| 2.3   | 38 [Component] Immediate Action Programme against youth unemployment -                      | 36.84           | -                                      | -                                    | 36.84  | -                        |          |
| 2.4   | 19 Support for vocational training for those with learning difficulties/social disadvantage | 782.67          | -                                      | -                                    | 782.67                                       | -                        |          |
|   | 34 Vocational training allowance  | 223.46          | 223.46                                 | -                                    | -  | -                        |          |
|   | 38 [Component] Immediate Action Programme against youth unemployment -                      | 225.01          | -                                      | -                                    | 225.01                                       | -                        |          |
| <b>Total category 2 - Training</b>  |   | <b>9,381.99</b> | <b>4,742.80</b>                        | <b>9.80</b>                          | <b>4,629.39</b>                              | <b>-</b>                 |          |
| <b>Total category 2 - Training (excl. sub-category 2.4)</b>   |   | <b>8,150.86</b> | <b>4,519.34</b>                        | <b>9.80</b>                          | <b>3,621.71</b>                              | <b>-</b>                 | <b>1</b> |
| <b>3 - Job rotation and job sharing</b>   |   |                 |  |                                      |  |                          |          |
| 3   |   |                 |  |                                      |  |                          |          |
| <b>Total category 3 - Job rotation and job sharing</b>  |   | <b>-</b>        | <b>-</b>                               | <b>-</b>                             | <b>-</b>                                     | <b>-</b>                 |          |
| <b>4 - Employment incentives</b>  |   |                 |  |                                      |  |                          |          |
| 4.1   | 7 Mobility allowances   | 68.51           | 68.51                                  | -                                    | -  | -                        |          |
|   | 8 Employee allowance  | 2.36            | 2.36                                   | -                                    | -  | -                        | 2        |
|   | 16 Recruitment subsidy for new businesses   | 133.95          | -                                      | 133.95                               | -  | -                        |          |
|   | 17 Integration contract   | 0.65            | -                                      | 0.65                                 | -  | -                        |          |
|   | 18 Integration subsidies  | 980.33          | -                                      | 980.33                               | -  | -                        |          |
|   | 25 Employment assistance scheme for long-term unemployed                                    | 313.95          | -                                      | 313.95                               | -  | -                        |          |
|   | 38 [Component] Immediate Action Programme against youth unemployment -                      | 234.84          | -                                      | 234.84                               | -  | -                        |          |
| <b>Total category 4 - Employment incentives</b>   |   | <b>1,734.59</b> | <b>70.87</b>                           | <b>1,663.71</b>                      | <b>-</b>                                     | <b>-</b>                 |          |
| <b>5 - Integration of the disabled</b>  |   |                 |  |                                      |  |                          |          |
| 5.1   | 23 Special incentives for the recruitment and employment of the severely disabled           | 160.55          | -                                      | 160.55                               | -  | -                        |          |
| 5.3   | 13 Vocational rehabilitation  | 2,444.58        | 695.02                                 | 35.65                                | 1,713.90                                     | -                        |          |
| <b>Total category 5 - Integration of the disabled</b>   |   | <b>2,605.13</b> | <b>695.02</b>                          | <b>196.20</b>                        | <b>1,713.90</b>                              | <b>-</b>                 |          |

### B.3.3 LMP expenditure by measure and by type of action: Deutschland, 2000

Euro (millions)

|  Category, measure number and name |   | 18.1<br>Total    | 18.2<br>Transfers<br>to<br>individuals | 18.3<br>Transfers<br>to<br>employers | 18.4<br>Transfers<br>to service<br>providers | 18.5<br>Not<br>specified | Notes |
|---|---|------------------|--|--------------------------------------|--|--------------------------|-------|
| <b>6 - Direct job creation</b>  |   |                  |  |                                      |  |                          |       |
| 6.2   | 21 Support for job-creation measures (ABMs)   | 3,680.23         | -                                      | -                                    | 3,680.23                                     | -                        |       |
|   | 22 Support for structural adjustment measures   | 1,363.58         | -                                      | -                                    | 1,363.58                                     | -                        | 3     |
|   | 38 [Component] Immediate Action Programme against youth unemployment -                          | 280.57           | -                                      | -                                    | 280.57                                       | -                        |       |
| <b>Total category 6 - Direct job creation</b>   |   | <b>5,324.38</b>  | <b>-</b>                               | <b>-</b>                             | <b>5,324.38</b>                              | <b>-</b>                 |       |
| <b>7 - Start-up incentives</b>  |   |                  |  |                                      |  |                          |       |
| 7   | 9 Bridging allowance  | 750.35           | 750.35                                 | -                                    | -  | -                        |       |
| <b>Total category 7 - Start-up incentives</b>   |   | <b>750.35</b>    | <b>750.35</b>                          | <b>-</b>                             | <b>-</b>                                     | <b>-</b>                 |       |
| <b>8 - Out-of-work income maintenance and support</b>   |   |                  |  |                                      |  |                          |       |
| 8.1   | 1 Unemployment benefit  | 23,594.82        | 23,594.82                              | -                                    | -  | -                        |       |
|   | 3 Unemployment assistance   | 13,161.20        | 13,161.20                              | -                                    | -  | -                        |       |
|   | 29 Integration assistance for new resettlers, persons having right of asylum and quota refugees | 275.42           | 275.42                                 | -                                    | -  | -                        |       |
| 8.2   | 14 Short-time working allowance   | 334.84           | 334.84                                 | -                                    | -  | -                        |       |
|   | 15 Promotion of year-round employment in construction   | 293.72           | 268.26                                 | 25.46                                | -  | -                        |       |
| 8.3   | 2 Part-time unemployment benefit  | 1.09             | 1.09                                   | -                                    | -  | -                        |       |
| 8.5   | 4 Bankruptcy compensation payment   | 1,027.26         | 1,027.26                               | -                                    | -  | -                        |       |
| <b>Total category 8 - Out-of-work income maintenance and support</b>  |   | <b>38,688.36</b> | <b>38,662.89</b>                       | <b>25.46</b>                         | <b>-</b>                                     | <b>-</b>                 |       |
| <b>9 - Early retirement</b>   |   |                  |  |                                      |  |                          |       |
| 9.1   | 24 Support of part-time employment for older employees  | 273.84           | 4.85                                   | 268.99                               | -  | -                        |       |
| <b>Total category 9 - Early retirement</b>  |   | <b>273.84</b>    | <b>4.85</b>                            | <b>268.99</b>                        | <b>-</b>                                     | <b>-</b>                 |       |


#### Notes

- 1 Data on apprenticeship (category 2.4) are not considered comparable between countries so aggregates on training should be considered excluding this sub-category.
- 2 Federal Employment Service: 10%; Federal Government: 90%.
- 3 Federal Employment Service: 70%; Federal Government: 30%.




### B.3.4 LMP expenditure by measure and by type of action: Ellada, 2000

Euro (millions)

|  Category, measure number and name |    | 18.1<br>Total | 18.2<br>Transfers<br>to<br>individuals | 18.3<br>Transfers<br>to<br>employers | 18.4<br>Transfers<br>to service<br>providers | 18.5<br>Not<br>specified | Notes    |
|---|----|---------------|--|--------------------------------------|--|--------------------------|----------|
| <b>0 - Public employment services (PES)</b>   |    |               |  |                                      |  |                          |          |
| 0   | 31 |               |  |                                      |  |                          |          |
|   | 32 |               |  |                                      |  |                          |          |
|   | 62 |               |  |                                      |  |                          |          |
| <b>Total category 0 - Public employment services (PES)</b>  |    | <b>9.75</b>   | <b>-</b>                               | <b>-</b>                             | <b>9.75</b>                                  | <b>-</b>                 |          |
| <b>1 - Intensive counselling and job-search assistance</b>  |    |               |  |                                      |  |                          |          |
| <b>Total category 1 - Intensive counselling and job-search assistance</b>   |    | <b>-</b>      | <b>-</b>                               | <b>-</b>                             | <b>-</b>                                     | <b>-</b>                 |          |
| <b>2 - Training</b>   |    |               |  |                                      |  |                          |          |
| 2   | 38 |               |  |                                      |  |                          |          |
| 2.1   | 8  |               |  |                                      |  |                          |          |
|   | 33 |               |  |                                      |  |                          |          |
|   | 37 |               |  |                                      |  |                          |          |
| 2.4   | 6  |               |  |                                      |  |                          |          |
| <b>Total category 2 - Training</b>  |    | <b>153.33</b> | <b>56.07</b>                           | <b>-</b>                             | <b>5.68</b>                                  | <b>91.57</b>             |          |
| <b>Total category 2 - Training (excl. sub-category 2.4)</b>   |    | <b>133.75</b> | <b>36.50</b>                           | <b>-</b>                             | <b>5.68</b>                                  | <b>91.57</b>             | <b>3</b> |
| <b>3 - Job rotation and job sharing</b>   |    |               |  |                                      |  |                          |          |
| <b>Total category 3 - Job rotation and job sharing</b>  |    | <b>-</b>      | <b>-</b>                               | <b>-</b>                             | <b>-</b>                                     | <b>-</b>                 |          |
| <b>4 - Employment incentives</b>  |    |               |  |                                      |  |                          |          |
| 4.1   | 9  |               |  |                                      |  |                          |          |
|   | 51 |               |  |                                      |  |                          |          |
|   | 60 |               |  |                                      |  |                          |          |
|   | 61 |               |  |                                      |  |                          |          |
| <b>Total category 4 - Employment incentives</b>   |    | <b>50.20*</b> | <b>21.24</b>                           | <b>28.95*</b>                        | <b>-</b>                                     | <b>-</b>                 |          |
| <b>5 - Integration of the disabled</b>  |    |               |  |                                      |  |                          |          |
| 5.1   | 45 |               |  |                                      |  |                          |          |
| 5.3   | 1  |               |  |                                      |  |                          |          |
|   | 42 |               |  |                                      |  |                          |          |
| <b>Total category 5 - Integration of the disabled</b>   |    | <b>94.36</b>  | <b>14.21*</b>                          | <b>27.94*</b>                        | <b>-</b>                                     | <b>52.21</b>             |          |
| <b>6 - Direct job creation</b>  |    |               |  |                                      |  |                          |          |
| <b>Total category 6 - Direct job creation</b>   |    | <b>-</b>      | <b>-</b>                               | <b>-</b>                             | <b>-</b>                                     | <b>-</b>                 |          |
| <b>7 - Start-up incentives</b>  |    |               |  |                                      |  |                          |          |
| 7   | 10 |               |  |                                      |  |                          |          |
|   | 60 |               |  |                                      |  |                          |          |
|   | 61 |               |  |                                      |  |                          |          |
| <b>Total category 7 - Start-up incentives</b>   |    | <b>32.84*</b> | <b>32.84*</b>                          | <b>-</b>                             | <b>-</b>                                     | <b>-</b>                 |          |

### B.3.4 LMP expenditure by measure and by type of action: Ellada, 2000

Euro (millions)


|  Category, measure number and name |    |   | 18.1<br>Total | 18.2<br>Transfers<br>to<br>individuals | 18.3<br>Transfers<br>to<br>employers | 18.4<br>Transfers<br>to service<br>providers | 18.5<br>Not<br>specified | Notes |
|---|----|---|---------------|--|--------------------------------------|--|--------------------------|-------|
| <b>8 - Out-of-work income maintenance and support</b>   |    |   |               |  |                                      |  |                          |       |
| 8.1   | 22 | Unemployment benefit  | 475.95        | 475.95                                 | -                                    | -  | -                        |       |
|   | 23 | Special unemployment assistance for those exceeding the unemployment benefit period         | -             | -                                      | -                                    | -  | -                        | 5     |
|   | 24 | Special assistance provided after the completion of three months as a registered unemployed | 1.58          | 1.58                                   | -                                    | -  | -                        | 5     |
|   | 27 | National System of Protection from Unemployment - ESPA (Benefit for young unemployed)       | 0.68          | 0.68                                   | -                                    | -  | -                        |       |
|   | 28 | Special assistance for ex offenders   | 0.30          | 0.30                                   | -                                    | -  | -                        |       |
|   | 29 | Special assistance for former political refugees and repatriated                            | 4.00          | 4.00                                   | -                                    | -  | -                        |       |
| 8.2   | 58 | Special seasonal assistance   | 69.41         | 69.41                                  | -                                    | -  | -                        |       |
| <b>Total category 8 - Out-of-work income maintenance and support</b>  |    |   | <b>551.91</b> | <b>551.91</b>                          | -                                    | -  | -                        |       |
| <b>9 - Early retirement</b>   |    |   |               |  |                                      |  |                          |       |
|   | 9  |   |               |  |                                      |  |                          |       |
| <b>Total category 9 - Early retirement</b>  |    |   | -             | -                                      | -                                    | -  | -                        |       |

#### Notes

- 1 Expenditure of EL-31 is included in EL-32.
- 2 Expenditure represents wages of employees in PES and KPA.
- 3 Data on apprenticeship (category 2.4) are not considered comparable between countries so aggregates on training should be considered excluding this sub-category.
- 4 Expenditure is split between categories 4 and 7 based on the number of participants placed in subsidised employment (category 4) or benefitting from assistance to become self-employed (category 7). This presumes that expenditure per participant is the same for both actions.
- 5 Expenditure of EL-23 is included in EL-24


### B.3.5 LMP expenditure by measure and by type of action: España, 2000

Euro (millions)

|  Category, measure number and name |  | 18.1<br>Total    | 18.2<br>Transfers<br>to<br>individuals | 18.3<br>Transfers<br>to<br>employers | 18.4<br>Transfers<br>to service<br>providers | 18.5<br>Not<br>specified | Notes |
|---|--|------------------|--|--------------------------------------|--|--------------------------|-------|
| <b>0 - Public employment services (PES)</b>   |  |                  |  |                                      |  |                          |       |
| 0   |  |                  |  |                                      |  |                          |       |
| <b>Total category 0 - Public employment services (PES)</b>  |  | -                | -                                      | -                                    | -  | -                        |       |
| <b>1 - Intensive counselling and job-search assistance</b>  |  |                  |  |                                      |  |                          |       |
| 1 28 Managing placement, vocational guidance and retraining   |  | 60.44            | -                                      | -                                    | 60.44  | -                        |       |
| <b>Total category 1 - Intensive counselling and job-search assistance</b>   |  | <b>60.44</b>     | -                                      | -                                    | <b>60.44</b>                                 | -                        |       |
| <b>2 - Training</b>   |  |                  |  |                                      |  |                          |       |
| 2.1 8 National plan for vocational training and integration (Plan FIP and other vocational training)                |  | 623.38           | 19.54                                  | -                                    | 603.85                                       | -                        |       |
| 2.3 9 Scheme for workshop schools and youth training centres (ET y CO)  |  | 305.43           | -                                      | -                                    | 305.43                                       | -                        |       |
| <b>Total category 2 - Training</b>  |  | <b>928.81</b>    | <b>19.54</b>                           | -                                    | <b>909.28</b>                                | -                        |       |
| <b>Total category 2 - Training (excl. sub-category 2.4)</b>   |  | <b>928.81</b>    | <b>19.54</b>                           | -                                    | <b>909.28</b>                                | -                        | 1     |
| <b>3 - Job rotation and job sharing</b>   |  |                  |  |                                      |  |                          |       |
| 3.1 17 Temporary work to replace maternity leavers, adoption, etc.  |  | 26.35            | -                                      | 26.35                                | -  | -                        |       |
| <b>Total category 3 - Job rotation and job sharing</b>  |  | <b>26.35</b>     | -                                      | <b>26.35</b>                         | -  | -                        |       |
| <b>4 - Employment incentives</b>  |  |                  |  |                                      |  |                          |       |
| 4.1 11 Open ended employment contracts for the unemployed   |  | 572.73*          | -                                      | 572.73*                              | -  | -                        | 2     |
| 12 Open ended employment contracts for persons aged over 45   |  | 245.88*          | -                                      | 245.88*                              | -  | -                        | 2     |
| 15 Transforming fixed term contracts into permanent contracts   |  | 778.87           | -                                      | 778.87                               | -  | -                        |       |
| 29 Support for domestic migration   |  | 1.96             | 1.96                                   | -                                    | -  | -                        |       |
| 32 Active jobseeker's back-to-work allowance for the long term unemployed   |  | 10.50            | 10.50                                  | -                                    | -  | -                        |       |
| <b>Total category 4 - Employment incentives</b>   |  | <b>1,609.94*</b> | <b>12.46</b>                           | <b>1,597.48*</b>                     | -  | -                        |       |
| <b>5 - Integration of the disabled</b>  |  |                  |  |                                      |  |                          |       |
| 5.1 13 Open ended employment contracts for the disabled   |  | 204.13           | -                                      | 204.13*                              | -  | -                        |       |
| 16 Temporary contracts for the disabled   |  | 24.33            | -                                      | 24.33                                | -  | -                        |       |
| 25 Integration of the disabled through self-employment  |  | 1.32             | 1.32                                   | -                                    | -  | -                        |       |
| 5.2 3 Financial support for special employment centres  |  | 161.95           | -                                      | 161.95                               | -  | -                        |       |
| 5.3 14 Training contracts for the disabled  |  | 0.34             | -                                      | 0.34                                 | -  | -                        |       |
| <b>Total category 5 - Integration of the disabled</b>   |  | <b>392.06</b>    | <b>1.32</b>                            | <b>390.75*</b>                       | -  | -                        |       |
| <b>6 - Direct job creation</b>  |  |                  |  |                                      |  |                          |       |
| 6.2 18 INEM-Public administration accords   |  | 378.46           | -                                      | 378.46                               | -  | -                        |       |
| 19 Promotion of agricultural employment in Andalucía, Extremadura and under-developed rural areas                   |  | 172.19           | -                                      | 172.19                               | -  | -                        |       |
| 31 Employment workshops   |  | 105.96           | -                                      | 105.96                               | -  | -                        |       |
| <b>Total category 6 - Direct job creation</b>   |  | <b>656.61</b>    | -                                      | <b>656.61</b>                        | -  | -                        |       |
| <b>7 - Start-up incentives</b>  |  |                  |  |                                      |  |                          |       |
| 7 20 Capitalisation of unemployment benefits  |  | 109.11           | 109.11*                                | -                                    | -  | -                        |       |
| 21 Promotion of self-employment   |  | 50.53            | 50.53*                                 | -                                    | -  | -                        |       |
| 22 Financial aid for the integration of returning emigrants   |  | 0.35             | 0.35                                   | -                                    | -  | -                        |       |
| 23 Promotion of employment in co-operatives   |  | 12.78            | 12.78                                  | -                                    | -  | -                        |       |
| 24 Promotion of local employment initiatives  |  | 62.24            | -                                      | 62.24                                | -  | -                        |       |
| <b>Total category 7 - Start-up incentives</b>   |  | <b>235.01</b>    | <b>172.77*</b>                         | <b>62.24</b>                         | -  | -                        |       |
| <b>8 - Out-of-work income maintenance and support</b>   |  |                  |  |                                      |  |                          |       |
| 8.1 5 Contributory unemployment benefit   |  | 5,381.12         | 5,381.12                               | -                                    | -  | -                        |       |
| 6 Unemployment assistance   |  | 1,801.28         | 1,801.28                               | -                                    | -  | -                        |       |
| 7 Assistance for unemployed casual agricultural workers   |  | 923.32           | 923.32                                 | -                                    | -  | -                        |       |
| 8.2 4 Partial unemployment benefits (contributory)  |  | 33.95            | 33.95                                  | -                                    | -  | -                        |       |
| 8.5 30 Bankruptcy compensation  |  | 201.45           | 201.45                                 | -                                    | -  | -                        |       |
| <b>Total category 8 - Out-of-work income maintenance and support</b>  |  | <b>8,341.11</b>  | <b>8,341.11</b>                        | -                                    | -  | -                        |       |

### B.3.5 LMP expenditure by measure and by type of action: España, 2000

*Euro (millions)*


|  Category, measure number and name |    |  | 18.1<br>Total  | 18.2<br>Transfers<br>to<br>individuals | 18.3<br>Transfers<br>to<br>employers | 18.4<br>Transfers<br>to service<br>providers | 18.5<br>Not<br>specified | Notes |
|---|----|--|----------------|--|--------------------------------------|--|--------------------------|-------|
| <b>9 - Early retirement</b>   |    |  |                |  |                                      |  |                          |       |
| 9.1   | 26 | Early retirement with substitution by another worker | 2.48*          | 2.48*                                  | -                                    | -  | -                        |       |
|   | 27 | Replacement contracts                                | 13.44*         | 13.44*                                 | -                                    | -  | -                        |       |
| 9.2   | 1  | Employment promotion funds (early retirement)        | 18.12          | 18.12*                                 | -                                    | -  | -                        |       |
|   | 2  | Early retirement allowance                           | 102.99         | 102.99                                 | -                                    | -  | -                        |       |
| <b>Total category 9 - Early retirement</b>  |    |  | <b>137.04*</b> | <b>137.04*</b>                         | -                                    | -  | -                        |       |

#### Notes

- 1 Data on apprenticeship (category 2.4) are not considered comparable between countries so aggregates on training should be considered excluding this sub-category. Here category 2.4 is not reported so the total for training is not affected.
- 2 Expenditure is underestimated because data exclude unknown amounts of revenue foregone through employers tax reductions.


### B.3.6 LMP expenditure by measure and by type of action: France, 2000

Euro (millions)

|  Category, measure number and name |   | 18.1<br>Total    | 18.2<br>Transfers<br>to<br>individuals | 18.3<br>Transfers<br>to<br>employers | 18.4<br>Transfers<br>to service<br>providers | 18.5<br>Not<br>specified | Notes    |
|---|---|------------------|--|--------------------------------------|--|--------------------------|----------|
| <b>0 - Public employment services (PES)</b>   |   |                  |  |                                      |  |                          |          |
| 0   | 42 National employment agency (ANPE)  | 858.52           | -                                      | -                                    | 858.52                                       | -                        | 1        |
|   | 43 Managerial employment agency (APEC)  | 74.46            | -                                      | -                                    | 74.46  | -                        |          |
|   | 44 Local centres, permanent reception, information and advisory services (PAIO)                   | 122.29           | -                                      | -                                    | 122.29                                       | -                        |          |
| <b>Total category 0 - Public employment services (PES)</b>  |   | <b>1,055.27</b>  | <b>-</b>                               | <b>-</b>                             | <b>1,055.27</b>                              | <b>-</b>                 |          |
| <b>1 - Intensive counselling and job-search assistance</b>  |   |                  |  |                                      |  |                          |          |
| 1   | 19 [Component] Retraining agreements - vocational guidance  | 25.63            | -                                      | -                                    | 25.63  | -                        |          |
|   | 45 Retraining units   | 13.55            | -                                      | -                                    | 13.55  | -                        |          |
|   | 53 Personalised services of ANPE  | 155.11           | -                                      | -                                    | 155.11                                       | -                        |          |
|   | 54 Jobseekers workshops (ANPE)  | 16.36            | -                                      | -                                    | 16.36  | -                        |          |
|   | 55 Appraisal services of ANPE   | 17.79            | -                                      | -                                    | 17.79  | -                        |          |
|   | 56 Support services of ANPE   | 1.44             | -                                      | -                                    | 1.44   | -                        |          |
|   | 57 Guidance and monitoring services of AFPA   | 83.66            | -                                      | -                                    | 83.66  | -                        |          |
|   | 58 Pathway to jobs (TRACE)  | 22.78            | -                                      | -                                    | 22.78  | -                        |          |
| <b>Total category 1 - Intensive counselling and job-search assistance</b>   |   | <b>336.33</b>    | <b>-</b>                               | <b>-</b>                             | <b>336.33</b>                                | <b>-</b>                 |          |
| <b>2 - Training</b>   |   |                  |  |                                      |  |                          |          |
| 2   | 17 Training allowance - unemployment insurance system (AFR)                                       | 728.56           | 728.56                                 | -                                    | -  | -                        | 2        |
|   | 18 Training allowance - public system   | 316.18           | 316.18                                 | -                                    | -  | -                        | 2        |
|   | 19 [Component] Retraining agreements - training allowance   | 541.32           | 541.31                                 | 0.02                                 | -  | -                        |          |
| 2.1   | 10 Courses offered by the Association for Adult Vocational Training (AFPA)                        | 735.72           | 137.30                                 | -                                    | 598.42                                       | -                        | 3        |
|   | 11 Courses for specific groups (IRILL)  | 20.05            | -                                      | -                                    | 20.05  | -                        | 3        |
|   | 13 Adult training courses organised by the regions  | 362.84*          | 148.49*                                | -                                    | 214.35*                                      | -                        | 3        |
|   | 14 Courses for admission to enterprises   | 8.73             | -                                      | -                                    | 8.73   | -                        | 3        |
|   | 15 Individual training-for-employment and integration courses (SIFE)                              | 13.51*           | -                                      | -                                    | 13.51*                                       | -                        | 3,4      |
|   | 16 Group training-for-employment and integration courses (SIFE)                                   | 145.70*          | -                                      | -                                    | 145.70*                                      | -                        | 3,4      |
|   | 19 [Component] Retraining agreements - course costs   | 41.21            | -                                      | -                                    | 41.21  | -                        |          |
| 2.2   | 20 FNE agreement on training and adaptation   | 6.05             | -                                      | 3.36                                 | 2.69   | -                        |          |
| 2.3   | 9 Courses for young job-seekers (State + regions)   | 998.22*          | 397.74*                                | -                                    | 600.49*                                      | -                        | 3        |
|   | 12 Courses for unemployed managerial staff  | 11.47            | -                                      | -                                    | 11.47  | -                        | 3        |
| 2.4   | 22 Exemptions and subsidies for recruitment of apprentices  | 1,544.78         | -                                      | 1,544.78                             | -  | -                        |          |
| <b>Total category 2 - Training</b>  |   | <b>5,474.36*</b> | <b>2,269.58*</b>                       | <b>1,548.16</b>                      | <b>1,656.61*</b>                             | <b>-</b>                 |          |
| <b>Total category 2 - Training (excl. sub-category 2.4)</b>   |   | <b>3,929.58*</b> | <b>2,269.58*</b>                       | <b>3.38</b>                          | <b>1,656.61*</b>                             | <b>-</b>                 | <b>5</b> |
| <b>3 - Job rotation and job sharing</b>   |   |                  |  |                                      |  |                          |          |
| 3   |   |                  |  |                                      |  |                          |          |
| <b>Total category 3 - Job rotation and job sharing</b>  |   | <b>-</b>         | <b>-</b>                               | <b>-</b>                             | <b>-</b>                                     | <b>-</b>                 |          |
| <b>4 - Employment incentives</b>  |   |                  |  |                                      |  |                          |          |
| 4.1   | 24 Qualification contracts (alternance training)  | 409.75           | -                                      | 409.75                               | -  | -                        |          |
|   | 25 Orientation contracts (alternance training)  | 5.10             | -                                      | 5.10                                 | -  | -                        |          |
|   | 26 Employment-initiative contract (CIE)   | 1,052.95         | -                                      | 1,049.65                             | 3.30   | -                        |          |
|   | 27 Exemption from social charges for recruitment of a first employee                              | 365.18           | -                                      | 365.18                               | -  | -                        |          |
|   | 28 Exemption from social charges for recruitment of the 1st to 50th employee in ZRR and ZRU areas | 62.32            | -                                      | 62.32                                | -  | -                        |          |
|   | 29 Cooperation agreement (UNEDIC)   | 46.50            | -                                      | 46.50                                | -  | -                        |          |
|   | 32 Degressive temporary allowance   | 13.41            | 13.41                                  | -                                    | -  | -                        |          |
|   | 36 Economic integration enterprises   | 125.48           | -                                      | 119.51                               | 5.97   | -                        |          |
|   | 37 Intermediary associations  | 101.79           | -                                      | 101.79*                              | -  | -                        |          |
|   | 60 Adult qualification contracts  | 4.46*            | -                                      | 4.46*                                | -  | -                        | 6        |
| 4.2   | 33 Retraining leave   | 7.28             | 7.05                                   | -                                    | 0.23   | -                        |          |
|   | 35 Supported transition to part time work   | 2.90             | 2.90                                   | -                                    | -  | -                        |          |
| <b>Total category 4 - Employment incentives</b>   |   | <b>2,197.12*</b> | <b>23.37</b>                           | <b>2,164.25*</b>                     | <b>9.50</b>                                  | <b>-</b>                 |          |

### B.3.6 LMP expenditure by measure and by type of action: France, 2000

Euro (millions)


|  Category, measure number and name |       | 18.1<br>Total   | 18.2<br>Transfers<br>to<br>individuals | 18.3<br>Transfers<br>to<br>employers | 18.4<br>Transfers<br>to service<br>providers | 18.5<br>Not<br>specified | Notes    |
|---|-------|---|--|--------------------------------------|--|--------------------------|----------|
| <b>5 - Integration of the disabled</b>  |       |   |  |                                      |  |                          |          |
| 5.1   | 49    | Aid granted by the Association for the vocational integration of the disabled (AGEFIPH) | 391.03                                 | 72.87                                | 141.32                                       | 176.84                   | -        |
| 5.2   | 47    | Income guarantee for disabled workers (CAT)   | 715.64                                 | -                                    | 715.64                                       | -                        | -        |
|   | 48    | Sheltered workshops for the disabled  | 147.21                                 | -                                    | 147.21                                       | -                        | -        |
| <b>Total category 5 - Integration of the disabled</b>   |       |   | <b>1,253.88</b>                        | <b>72.87</b>                         | <b>1,004.17</b>                              | <b>176.84</b>            | <b>-</b> |
| <b>6 - Direct job creation</b>  |       |   |  |                                      |  |                          |          |
| 6.2   | 39    | Community work contract (CES)   | 1,754.20                               | -                                    | 1,735.29*                                    | 18.91*                   | -        |
|   | 40    | Funded-employment contract (CEC)  | 1,104.81                               | -                                    | 1,101.35                                     | 3.46*                    | -        |
|   | 41    | Town employment contract  | 15.90*                                 | -                                    | 15.90*                                       | -                        | -        |
|   | 46    | Jobs for young people   | 2,898.84                               | -                                    | 2,884.30                                     | 14.54                    | -        |
| <b>Total category 6 - Direct job creation</b>   |       |   | <b>5,773.75*</b>                       | <b>-</b>                             | <b>5,736.84*</b>                             | <b>36.91*</b>            | <b>-</b> |
| <b>7 - Start-up incentives</b>  |       |   |  |                                      |  |                          |          |
| 7   | 38    | Aid for the unemployed setting-up or rescuing a company                                 | 0.10*                                  | 0.10*                                | -  | -                        | -        |
|   | 38bis | Consultancy cheque-book for business creation   | 8.12                                   | 8.12                                 | -  | -                        | -        |
|   | 59    | Support for new business development  | 30.16                                  | 30.16                                | -  | -                        | -        |
| <b>Total category 7 - Start-up incentives</b>   |       |   | <b>38.38*</b>                          | <b>38.38*</b>                        | <b>-</b>                                     | <b>-</b>                 | <b>-</b> |
| <b>8 - Out-of-work income maintenance and support</b>   |       |   |  |                                      |  |                          |          |
| 8.1   | 1     | Single degressive allowance (Unemployment insurance system)                             | 14,732.28                              | 14,732.28                            | -  | -                        | -        |
|   | 2     | Integration allowance (Solidarity system)   | 106.45                                 | 106.45                               | -  | -                        | -        |
|   | 3     | Specific solidarity allowance (Solidarity system)                                       | 2,398.57                               | 2,398.57                             | -  | -                        | -        |
| 8.2   | 4     | Partial unemployment  | 25.63                                  | -                                    | 25.63  | -                        | -        |
| <b>Total category 8 - Out-of-work income maintenance and support</b>  |       |   | <b>17,262.94</b>                       | <b>17,237.30</b>                     | <b>25.63</b>                                 | <b>-</b>                 | <b>-</b> |
| <b>9 - Early retirement</b>   |       |   |  |                                      |  |                          |          |
| 9.1   | 34    | Phased early retirement   | 366.09                                 | 366.09                               | -  | -                        | -        |
|   | 8     | Job-substitution allowance  | 1,169.87                               | 1,169.87                             | -  | -                        | -        |
| 9.2   | 6     | FNE special redundancy allowance  | 1,056.01                               | 1,056.01                             | -  | -                        | -        |
| <b>Total category 9 - Early retirement</b>  |       |   | <b>2,591.97</b>                        | <b>2,591.97</b>                      | <b>-</b>                                     | <b>-</b>                 | <b>-</b> |

#### Notes

- Budget of ANPE (excluding investment) less costs of services included in category 1 (measures F-53 to F-56).
- Training allowances for participants in other training measures (F-9 to F-16 for F-17 and F-11 to F-16 for F-18). It is not possible to split the expenditure between the individual measures.
- Transfers to individuals (training allowances) are incomplete in respect of individual measures because some allowances are paid through measures F-17 and/or F-18.
- Only total expenditure related to the SIFE programs is known (F-15 + F-16). The breakdown between individual and group training is estimated from average annual stocks.
- Data on apprenticeship (category 2.4) are not considered comparable between countries so aggregates on training should be considered excluding this sub-category.
- Total figure underestimated as the amount of revenue foregone through exemptions to social contributions is not known.


### B.3.7 LMP expenditure by measure and by type of action: Ireland, 2000

Euro (millions)

|  Category, measure number and name |    | 18.1<br>Total  | 18.2<br>Transfers<br>to<br>individuals | 18.3<br>Transfers<br>to<br>employers | 18.4<br>Transfers<br>to service<br>providers | 18.5<br>Not<br>specified | Notes    |
|---|----|----------------|--|--------------------------------------|--|--------------------------|----------|
| <b>0 - Public employment services (PES)</b>   |    |                |  |                                      |  |                          |          |
| 0   | 9  |                |  |                                      |  |                          |          |
|   | 22 | 28.61          | -                                      | -                                    | 28.61  | -                        | 1        |
| <b>Total category 0 - Public employment services (PES)</b>  |    |                |  |                                      |  |                          |          |
| <b>1 - Intensive counselling and job-search assistance</b>  |    |                |  |                                      |  |                          |          |
| 1   | 15 | 5.41           |  |                                      |  | 5.41                     | 1        |
|   | 36 | 12.15          | -                                      | -                                    | 12.15  | -                        | 1        |
| <b>Total category 1 - Intensive counselling and job-search assistance</b>   |    | <b>17.57</b>   | <b>-</b>                               | <b>-</b>                             | <b>12.15</b>                                 | <b>5.41</b>              |          |
| <b>2 - Training</b>   |    |                |  |                                      |  |                          |          |
| 2.1   | 10 | 29.08          | 29.08                                  | -                                    | -  | -                        |          |
|   | 35 | 39.63          |  |                                      |  | 39.63                    |          |
|   | 38 | 12.76          | 8.93                                   | -                                    | 3.83   | -                        | 1        |
| 2.3   | 25 | 34.03          | 32.80                                  | -                                    | 1.23   | -                        | 1,2      |
| 2.4   | 34 | 18.59          | 18.59                                  | -                                    | -  | -                        | 3        |
| Mixed   | 20 | 96.25          | 57.50                                  | -                                    | 38.75  | -                        | 1,4      |
|   | 21 | 6.68           | 6.62                                   | -                                    | 0.07   | -                        | 1,5      |
|   | 24 | 38.94          | 36.27                                  | -                                    | 2.67   | -                        | 1,6      |
| <b>Total category 2 - Training</b>  |    | <b>275.97</b>  | <b>189.79</b>                          | <b>-</b>                             | <b>46.54</b>                                 | <b>39.63</b>             |          |
| <b>Total category 2 - Training (excl. sub-category 2.4)</b>   |    | <b>257.37</b>  | <b>171.20</b>                          | <b>-</b>                             | <b>46.54</b>                                 | <b>39.63</b>             | <b>7</b> |
| <b>3 - Job rotation and job sharing</b>   |    |                |  |                                      |  |                          |          |
| 3   |    |                |  |                                      |  |                          |          |
| <b>Total category 3 - Job rotation and job sharing</b>  |    | <b>-</b>       | <b>-</b>                               | <b>-</b>                             | <b>-</b>                                     | <b>-</b>                 |          |
| <b>4 - Employment incentives</b>  |    |                |  |                                      |  |                          |          |
| 4.1   | 4  | 132.48*        | 132.48*                                | -                                    | -  | -                        |          |
|   | 5  | n.s.           | -                                      | n.s.                                 | -  | -                        |          |
|   | 7  | 1.60           | 1.60                                   | -                                    | -  | -                        |          |
|   | 31 | 4.45           |  | 2.65                                 | 1.80   |                          | 1        |
|   | 32 | 0.27           | -                                      | 0.27                                 | -  | -                        |          |
| <b>Total category 4 - Employment incentives</b>   |    | <b>138.80*</b> | <b>134.08*</b>                         | <b>2.93</b>                          | <b>1.80</b>                                  |                          |          |
| <b>5 - Integration of the disabled</b>  |    |                |  |                                      |  |                          |          |
| 5.1   | 17 | n.s.           | -                                      | -                                    | -  | -                        |          |
|   | 18 | 1.79           |  | 1.75                                 | 0.04   |                          | 1        |
| <b>Total category 5 - Integration of the disabled</b>   |    | <b>1.79</b>    | <b>-</b>                               | <b>1.75</b>                          | <b>0.04</b>                                  |                          |          |
| <b>6 - Direct job creation</b>  |    |                |  |                                      |  |                          |          |
| 6.2   | 23 | 482.48         |  |                                      |  | 482.48                   | 1        |
|   | 37 | 46.14          |  |                                      |  | 46.14                    | 1        |
| <b>Total category 6 - Direct job creation</b>   |    | <b>528.62</b>  | <b>-</b>                               | <b>-</b>                             | <b>-</b>                                     | <b>528.62</b>            |          |
| <b>7 - Start-up incentives</b>  |    |                |  |                                      |  |                          |          |
| 7   | 3  | 35.36*         | 35.36*                                 | -                                    | -  | -                        |          |
| <b>Total category 7 - Start-up incentives</b>   |    | <b>35.36*</b>  | <b>35.36*</b>                          | <b>-</b>                             | <b>-</b>                                     | <b>-</b>                 |          |
| <b>8 - Out-of-work income maintenance and support</b>   |    |                |  |                                      |  |                          |          |
| 8.1   | 1  | 265.22         | 265.22                                 | -                                    | -  | -                        |          |
|   | 2  | 469.09         | 469.09                                 | -                                    | -  | -                        |          |
| <b>Total category 8 - Out-of-work income maintenance and support</b>  |    | <b>734.32</b>  | <b>734.32</b>                          | <b>-</b>                             | <b>-</b>                                     | <b>-</b>                 |          |

### B.3.7 LMP expenditure by measure and by type of action: Ireland, 2000

*Euro (millions)*

|  Category, measure number and name | 18.1<br>Total | 18.2<br>Transfers<br>to<br>individuals | 18.3<br>Transfers<br>to<br>employers | 18.4<br>Transfers<br>to service<br>providers | 18.5<br>Not<br>specified | Notes |
|---|---------------|--|--------------------------------------|--|--------------------------|-------|
| <b>9 - Early retirement</b>   |               |  |                                      |  |                          |       |
| 9.2 12 Pre-retirement allowance   | 79.25         | 79.25                                  | -                                    | -  | -                        |       |
| <b>Total category 9 - Early retirement</b>  | <b>79.25</b>  | <b>79.25</b>                           | <b>-</b>                             | <b>-</b>                                     | <b>-</b>                 |       |


**Notes**

- 1 Expenditure includes indirect costs (staff costs and overheads)
- 2 Includes Community youth training programme (51%) and Local training initiative (49%)
- 3 Data refer to 1998
- 4 Includes Specific skills training (80%), Traineeship (15%) and Job training scheme (5%)
- 5 Includes Community enterprise programme (70%), Enterprise training (15%), Training and special projects (10%), Co-operative development unit (5%) and Graduate (1%)
- 6 Includes Community training workshops (80%), Return to work (14%) and Linked work experience (6%).
- 7 Data on apprenticeship (category 2.4) are not considered comparable between countries so aggregates on training should be considered excluding this sub-category.




### B.3.8 LMP expenditure by measure and by type of action: Italia, 2000

Euro (millions)

|  Category, measure number and name |  | 18.1<br>Total    | 18.2<br>Transfers<br>to<br>individuals | 18.3<br>Transfers<br>to<br>employers | 18.4<br>Transfers<br>to service<br>providers | 18.5<br>Not<br>specified | Notes    |
|---|--|------------------|--|--------------------------------------|--|--------------------------|----------|
| <b>0 - Public employment services (PES)</b>   |  |                  |  |                                      |  |                          |          |
| 0   |  |                  |  |                                      |  |                          |          |
| <b>Total category 0 - Public employment services (PES)</b>  |  | -                | -                                      | -                                    | -  | -                        |          |
| <b>1 - Intensive counselling and job-search assistance</b>  |  |                  |  |                                      |  |                          |          |
| 1   |  |                  |  |                                      |  |                          |          |
| <b>Total category 1 - Intensive counselling and job-search assistance</b>   |  | -                | -                                      | -                                    | -  | -                        |          |
| <b>2 - Training</b>   |  |                  |  |                                      |  |                          |          |
| 2.1   | 26 Training for first-time job seekers   | 213.49           | -                                      | -                                    | 213.49                                       | -                        | 1        |
|   | 27 Training for long-term unemployed or persons at risk of becoming long-term unemployed | 96.11            | -                                      | -                                    | 96.11  | -                        | 1        |
|   | 29 Training for disadvantaged people   | 29.31            | -                                      | -                                    | 29.31  | -                        | 1        |
| 2.2   | 24 Training & work contracts   | 882.27           | -                                      | 882.27                               | -  | -                        |          |
|   | 28 Training for workers at risk of unemployment  | 107.49           | -                                      | -                                    | 107.49                                       | -                        | 1        |
| 2.4   | 25 Apprenticeship  | 1,567.39         | -                                      | 1,567.39                             | -  | -                        |          |
| <b>Total category 2 - Training</b>  |  | <b>2,896.07</b>  | -                                      | <b>2,449.66</b>                      | <b>446.40</b>                                | -                        |          |
| <b>Total category 2 - Training (excl. sub-category 2.4)</b>   |  | <b>1,328.67</b>  | -                                      | <b>882.27</b>                        | <b>446.40</b>                                | -                        | <b>2</b> |
| <b>3 - Job rotation and job sharing</b>   |  |                  |  |                                      |  |                          |          |
| 3.2   | 8 [Component] Solidarity contracts - Expansive   | 17.36            | -                                      | 17.36                                | -  | -                        | 3        |
| <b>Total category 3 - Job rotation and job sharing</b>  |  | <b>17.36</b>     | -                                      | <b>17.36</b>                         | -  | -                        |          |
| <b>4 - Employment incentives</b>  |  |                  |  |                                      |  |                          |          |
| 4.1   | 10 Reintegration contracts   | 0.33             | -                                      | 0.33                                 | -  | -                        |          |
|   | 32 Reintegration of managers in SMEs   | 0.48             | -                                      | 0.48                                 | -  | -                        |          |
|   | 35 Incentives for taking on employees in CIGS  | 5.35             | -                                      | 5.35                                 | -  | -                        |          |
|   | 36 Incentives for taking on long-term unemployed   | 985.81           | -                                      | 985.81                               | -  | -                        |          |
|   | 51 Total triennial relief  | 595.36           | -                                      | 595.36                               | -  | -                        |          |
|   | 52 Total annual relief   | 73.05            | -                                      | 73.05                                | -  | -                        |          |
|   | 53 Vocational integration schemes  | 40.17            | 40.17                                  | -                                    | -  | -                        |          |
|   | 54 Vocational and guidance traineeships  | n.s.             | n.s.                                   | n.s.                                 | -  | -                        |          |
|   | 55 [Component] Subsidies for the reinsertion of ex-LSU - Labour cost subsidies           | 3.37*            | -                                      | 3.37*                                | -  | -                        | 4        |
|   | 56 Tax relief for SMEs creating jobs in Objective 1 areas                                | n.s.             | -                                      | n.s.                                 | -  | -                        | 5        |
|   | 59 Conversion of temporary apprenticeship contracts into permanent ones                  | 270.10           | -                                      | 270.10                               | -  | -                        |          |
|   | 60 Conversion of temporary training & work contracts into permanent ones                 | 8.56             | -                                      | 8.56                                 | -  | -                        |          |
| 4.2   | 8 [Component] Solidarity contracts - Defensive   | -                | -                                      | -                                    | -  | -                        | 3        |
|   | 49 Realignment contracts   | 5.16             | -                                      | 5.16                                 | -  | -                        |          |
|   | 61 Subsidy for firms located in the Mezzogiorno  | 208.38           | -                                      | 208.38                               | -  | -                        |          |
| Mixed   | 3 Incentives for hiring those registered in mobility lists                               | 452.03           | -                                      | 452.03                               | -  | -                        |          |
| <b>Total category 4 - Employment incentives</b>   |  | <b>2,648.16*</b> | <b>40.17*</b>                          | <b>2,608.00*</b>                     | -  | -                        |          |
| <b>5 - Integration of the disabled</b>  |  |                  |  |                                      |  |                          |          |
| 5.1   | 67 Exemption from social contributions for disadvantaged workers in social cooperatives  | 38.67            | -                                      | 38.67                                | -  | -                        |          |
| <b>Total category 5 - Integration of the disabled</b>   |  | <b>38.67</b>     | -                                      | <b>38.67</b>                         | -  | -                        |          |
| <b>6 - Direct job creation</b>  |  |                  |  |                                      |  |                          |          |
| 6.2   | 11 Socially useful work (LSU)  | 602.64           | 602.64                                 | -                                    | -  | -                        |          |
| <b>Total category 6 - Direct job creation</b>   |  | <b>602.64</b>    | <b>602.64</b>                          | -                                    | -  | -                        |          |

### B.3.8 LMP expenditure by measure and by type of action: Italia, 2000

Euro (millions)


|  |  | 18.1<br>Total   | 18.2<br>Transfers<br>to<br>individuals | 18.3<br>Transfers<br>to<br>employers | 18.4<br>Transfers<br>to service<br>providers | 18.5<br>Not<br>specified | Notes |
|---|--|-----------------|--|--------------------------------------|--|--------------------------|-------|
| <b>7 - Start-up incentives</b>  |  |                 |  |                                      |  |                          |       |
| 7   | 3d Capitalisation of mobility allowances for the creation of new businesses or self-employment | 20.71           | 20.71                                  | -                                    | -  | -                        |       |
|   | 19 Loans for one-person businesses   | 283.30          | 283.30                                 | -                                    | -  | -                        |       |
|   | 55 [Component] Subsidies for the reinsertion of ex-LSU - Self-employed                         | n.s.            | n.s.                                   | n.s.                                 | -  | -                        | 4     |
|   | 65 Relief for workers under 32 starting their own business                                     | 144.01          | -                                      | 144.01                               | -  | -                        |       |
| <b>Total category 7 - Start-up incentives</b>                                     |  | <b>448.02</b>   | <b>304.01</b>                          | <b>144.01</b>                        | <b>-</b>                                     | <b>-</b>                 |       |
| <b>8 - Out-of-work income maintenance and support</b>                             |  |                 |  |                                      |  |                          |       |
| 8.1   | 3a Mobility allowance  | 1,243.48        | 1,243.48                               | -                                    | -  | -                        |       |
|   | 68 Ordinary unemployment benefit   | 945.14          | 945.14                                 | -                                    | -  | -                        |       |
|   | 69 Ordinary unemployment benefit with reduced requirements                                     | 966.44          | 966.44                                 | -                                    | -  | -                        | 6     |
|   | 70 Unemployment benefit (ordinary and special) in the agricultural sector                      | 1,842.31        | 1,842.31                               | -                                    | -  | -                        | 6     |
| 8.2   | 2 Wage Compensation Fund   | 867.33          | 867.33                                 | -                                    | -  | -                        | 3     |
| <b>Total category 8 - Out-of-work income maintenance and support</b>              |  | <b>5,864.69</b> | <b>5,864.69</b>                        | <b>-</b>                             | <b>-</b>                                     | <b>-</b>                 |       |
| <b>9 - Early retirement</b>   |  |                 |  |                                      |  |                          |       |
| 9.2   | 16 Early retirement  | 1,254.16        | 1,254.16                               | -                                    | -  | -                        | 6     |
| <b>Total category 9 - Early retirement</b>  |  | <b>1,254.16</b> | <b>1,254.16</b>                        | <b>-</b>                             | <b>-</b>                                     | <b>-</b>                 |       |

#### Notes

- 1 Includes ESF funding.
- 2 Data on apprenticeship (category 2.4) are not considered comparable between countries so aggregates on training should be considered excluding this sub-category.
- 3 Periodic cash payments to individuals paid to participants in measure 1-8 are counted under measure 1-2.
- 4 Mixed measure. Subsidies for self-employed (category 7) assumed to be small compared to those for employees (category 4) so all expenditure is allocated to category 4.
- 5 Measure came to an end in 1999. There was some ongoing expenditure in 2000 but this is thought to be not significant.
- 6 Includes social contributions paid or credited on behalf of beneficiaries.


### B.3.9 LMP expenditure by measure and by type of action: Luxembourg, 2000

Euro (millions)

|  Category, measure number and name |  | 18.1<br>Total | 18.2<br>Transfers<br>to<br>individuals | 18.3<br>Transfers<br>to<br>employers | 18.4<br>Transfers<br>to service<br>providers | 18.5<br>Not<br>specified | Notes |
|---|--|---------------|--|--------------------------------------|--|--------------------------|-------|
| <b>0 - Public employment services (PES)</b>   |  |               |  |                                      |  |                          |       |
| 0   |  |               |  |                                      |  |                          |       |
| <b>Total category 0 - Public employment services (PES)</b>  |  | -             | -                                      | -                                    | -  | -                        |       |
| <b>1 - Intensive counselling and job-search assistance</b>  |  |               |  |                                      |  |                          |       |
| 1   |  |               |  |                                      |  |                          |       |
| <b>Total category 1 - Intensive counselling and job-search assistance</b>   |  | -             | -                                      | -                                    | -  | -                        |       |
| <b>2 - Training</b>   |  |               |  |                                      |  |                          |       |
| 2   | 26 Training course for vocational reinsertion  | 0.70          | 0.70                                   | -                                    | -  | -                        | 1     |
| 2.1   | 11 Training for entering or re-entering the labour market                                      | :             | :                                      | :                                    | :  | :                        |       |
|   | 12 Vocational retraining (workers)   | :             | :                                      | :                                    | :  | :                        |       |
| 2.2   | 24 Temporary auxiliary contract  | 9.38          | :                                      | :                                    | :  | 9.38                     |       |
|   | 25 Training course of insertion in enterprise  | 1.98*         | 1.98*                                  | -                                    | -  | -                        | 2     |
| 2.4   | 18 Aids/subsidies for apprenticeships  | 7.34          | :                                      | :                                    | :  | 7.34                     | 3     |
| <b>Total category 2 - Training</b>  |  | :             | :                                      | :                                    | :  | :                        |       |
| <b>Total category 2 - Training (excl. sub-category 2.4)</b>   |  | :             | :                                      | :                                    | :  | :                        | 4     |
| <b>3 - Job rotation and job sharing</b>   |  |               |  |                                      |  |                          |       |
| 3   |  |               |  |                                      |  |                          |       |
| <b>Total category 3 - Job rotation and job sharing</b>  |  | -             | -                                      | -                                    | -  | -                        |       |
| <b>4 - Employment incentives</b>  |  |               |  |                                      |  |                          |       |
| 4   | 3 Aid to re-enter the labour market  | 6.69          | 6.69                                   | -                                    | -  | -                        |       |
| 4.1   | 6 Aid for employing long-term and older unemployed   | 1.45          | -                                      | 1.45                                 | -  | -                        |       |
|   | 7 Mobility allowance   | 0.15          | 0.15*                                  | -                                    | -  | -                        |       |
|   | 9 Income tax reduction for employing unemployed people   | 0.05*         | -                                      | 0.05*                                | -  | -                        |       |
| <b>Total category 4 - Employment incentives</b>   |  | <b>8.34*</b>  | <b>6.84*</b>                           | <b>1.49*</b>                         | -  | -                        |       |
| <b>5 - Integration of the disabled</b>  |  |               |  |                                      |  |                          |       |
| 5.1   | 21 Measures of professional (re)integration of disabled workers                                | 2.46          | -                                      | 2.46*                                | -  | -                        |       |
|   | 22 Adaptation of the workplace for disabled workers  | 0.00          | :                                      | :                                    | :  | 0.00                     |       |
|   | 23 Reimbursement of supplementary leave for disabled workers                                   | 0.27          | -                                      | 0.27                                 | -  | -                        |       |
| 5.3   | 20 Vocational training and retraining measures for disabled workers                            | 0.03          | :                                      | :                                    | :  | 0.03                     |       |
| <b>Total category 5 - Integration of the disabled</b>   |  | <b>2.77</b>   | -                                      | <b>2.74*</b>                         | -  | <b>0.03</b>              |       |
| <b>6 - Direct job creation</b>  |  |               |  |                                      |  |                          |       |
| 6.1   | 13 Subsidies for creating socially useful jobs   | -             | -                                      | -                                    | -  | -                        |       |
| 6.2   | 10 Socially useful works   | :             | :                                      | :                                    | :  | :                        |       |
|   | 2 Extraordinary works of general interest  | :             | :                                      | :                                    | :  | :                        |       |
| <b>Total category 6 - Direct job creation</b>   |  | :             | :                                      | :                                    | :  | :                        |       |
| <b>7 - Start-up incentives</b>  |  |               |  |                                      |  |                          |       |
| 7   | 14 Subsidies for the creation of businesses by the unemployed                                  | 0.05          | 0.05                                   | -                                    | -  | -                        |       |
| <b>Total category 7 - Start-up incentives</b>   |  | <b>0.05</b>   | <b>0.05</b>                            | -                                    | -  | -                        |       |
| <b>8 - Out-of-work income maintenance and support</b>   |  |               |  |                                      |  |                          |       |
| 8.1   | 5 Unemployment compensation  | 32.81         | 32.81                                  | -                                    | -  | -                        |       |
| 8.2   | 1 Partial unemployment benefit   | 0.46          | -                                      | 0.46                                 | -  | -                        |       |
|   | 4 Compensation for unemployment due to technical reasons or bad weather in the building sector | 1.29          | -                                      | 1.29                                 | -  | -                        |       |
| 8.5   | 8 Debt guarantee in case of employer closing down  | 3.28          | 3.28                                   | -                                    | -  | -                        |       |
| <b>Total category 8 - Out-of-work income maintenance and support</b>  |  | <b>37.85</b>  | <b>36.09</b>                           | <b>1.76</b>                          | -  | -                        |       |

### B.3.9 LMP expenditure by measure and by type of action: Luxembourg, 2000

*Euro (millions)*


|  Category, measure number and name | 18.1<br>Total | 18.2<br>Transfers<br>to<br>individuals | 18.3<br>Transfers<br>to<br>employers | 18.4<br>Transfers<br>to service<br>providers | 18.5<br>Not<br>specified | Notes |
|---|---------------|--|--------------------------------------|--|--------------------------|-------|
| <b>9 - Early retirement</b>   |               |  |                                      |  |                          |       |
| 9.1 19 Early retirement   | 52.14         | 52.14                                  | -                                    | -  | -                        |       |
| <b>Total category 9 - Early retirement</b>  | <b>52.14</b>  | <b>52.14</b>                           | <b>-</b>                             | <b>-</b>                                     | <b>-</b>                 |       |

#### Notes

- 1 Expenditure refers to training allowances paid to participants who do not receive full unemployment benefits.
- 2 Provisional data
- 3 Data refer to the academic year 1999-2000.
- 4 Data on apprenticeship (category 2.4) are not considered comparable between countries so aggregates on training should be considered excluding this sub-category.


### B.3.10 LMP expenditure by measure and by type of action: Nederland, 2000

Euro (millions)

|  Category, measure number and name |   | 18.1<br>Total   | 18.2<br>Transfers<br>to<br>individuals | 18.3<br>Transfers<br>to<br>employers | 18.4<br>Transfers<br>to service<br>providers | 18.5<br>Not<br>specified | Notes |
|---|---|-----------------|--|--------------------------------------|--|--------------------------|-------|
| <b>0 - Public employment services (PES)</b>   |   |                 |  |                                      |  |                          |       |
| 0   | 39 PES - Public employment services   | 561.78          | -                                      | -                                    | 561.78                                       | -                        | 1     |
| <b>Total category 0 - Public employment services (PES)</b>  |   | <b>561.78</b>   | -                                      | -                                    | <b>561.78</b>                                | -                        |       |
| <b>1 - Intensive counselling and job-search assistance</b>  |   |                 |  |                                      |  |                          |       |
| 1   |   |                 |  |                                      |  |                          |       |
| <b>Total category 1 - Intensive counselling and job-search assistance</b>   |   | -               | -                                      | -                                    | -  | -                        |       |
| <b>2 - Training</b>   |   |                 |  |                                      |  |                          |       |
| 2   | 38 [Component] WIW - Jobseekers employment act - Activation & training                        | 282.57          | :                                      | :                                    | :  | 282.57                   |       |
|   | 40 BBSW - Contribution scheme for sectoral training of the unemployed                         | 42.20*          | :                                      | :                                    | :  | 42.20                    |       |
| 2.4   | 1 [Component] WVA - Act on Reduction of Employers' Tax and Social Security Contribution - VO  | 161.55          | :                                      | :                                    | :  | 161.55                   |       |
| <b>Total category 2 - Training</b>  |   | <b>486.32*</b>  | -                                      | -                                    | -  | <b>486.32</b>            |       |
| <b>Total category 2 - Training (excl. sub-category 2.4)</b>   |   | <b>324.77*</b>  | -                                      | -                                    | -  | <b>324.77</b>            | 2     |
| <b>3 - Job rotation and job sharing</b>   |   |                 |  |                                      |  |                          |       |
| 3.1   | 37 Career break   | 0.22            | :                                      | :                                    | :  | 0.22                     |       |
| <b>Total category 3 - Job rotation and job sharing</b>  |   | <b>0.22</b>     | -                                      | -                                    | -  | <b>0.22</b>              |       |
| <b>4 - Employment incentives</b>  |   |                 |  |                                      |  |                          |       |
| 4.1   | 1 [Component] WVA - Act on Reduction of Employers' Tax and Social Security Contribution - VLW | 209.65          | :                                      | :                                    | :  | 209.65                   |       |
|   | 14 RSP - Regulation on Employment in Domestic Services  | 5.67            | :                                      | :                                    | :  | 5.67                     |       |
|   | 38 [Component] WIW - Jobseekers employment act - Work experience contracts                    | 52.09           | -                                      | 52.09                                | -  | -                        |       |
| <b>Total category 4 - Employment incentives</b>   |   | <b>267.41</b>   | -                                      | <b>52.09</b>                         | -  | <b>215.32</b>            |       |
| <b>5 - Integration of the disabled</b>  |   |                 |  |                                      |  |                          |       |
| 5.2   | 6 WSW - Sheltered employment act  | 1,831.00        | :                                      | :                                    | :  | 1,831.00                 |       |
| <b>Total category 5 - Integration of the disabled</b>   |   | <b>1,831.00</b> | -                                      | -                                    | -  | <b>1,831.00</b>          |       |
| <b>6 - Direct job creation</b>  |   |                 |  |                                      |  |                          |       |
| 6   | 3 Regulation on I/D-jobs for long-term unemployed (former WI1/EWLW)                           | 755.09          | -                                      | 755.09                               | -  | -                        |       |
| 6.1   | 38 [Component] WIW - Jobseekers employment act - Employment contracts & outplacement          | 512.23          | :                                      | :                                    | :  | 512.23                   |       |
| 6.2   | 13 WI3 - Community work   | -               | -                                      | -                                    | -  | -                        |       |
| <b>Total category 6 - Direct job creation</b>   |   | <b>1,267.32</b> | -                                      | <b>755.09</b>                        | -  | <b>512.23</b>            |       |
| <b>7 - Start-up incentives</b>  |   |                 |  |                                      |  |                          |       |
| 7   |   |                 |  |                                      |  |                          |       |
| <b>Total category 7 - Start-up incentives</b>   |   | -               | -                                      | -                                    | -  | -                        |       |
| <b>8 - Out-of-work income maintenance and support</b>   |   |                 |  |                                      |  |                          |       |
| 8.1   | 31 WW - Unemployment Insurance  | 2,812.08        | 2,812.08                               | -                                    | -  | -                        |       |
|   | 32 TW - Supplementary benefits  | 291.46          | 291.46                                 | -                                    | -  | -                        |       |
|   | 33 Abw - National Assistance benefit  | 4,234.22        | 4,234.22                               | -                                    | -  | -                        |       |
|   | 34 IOAW - Income provisions for older or partially disabled, formerly unemployed persons      | 202.98          | 202.98                                 | -                                    | -  | -                        |       |
|   | 35 IOAZ - Income provisions for older or partially disabled, formerly self-employed persons   | 40.16           | 40.16                                  | -                                    | -  | -                        |       |
| <b>Total category 8 - Out-of-work income maintenance and support</b>  |   | <b>7,580.90</b> | <b>7,580.90</b>                        | -                                    | -  | -                        |       |

### B.3.10 LMP expenditure by measure and by type of action: Nederland, 2000

*Euro (millions)*


|  Category, measure number and name | 18.1<br>Total | 18.2<br>Transfers<br>to<br>individuals | 18.3<br>Transfers<br>to<br>employers | 18.4<br>Transfers<br>to service<br>providers | 18.5<br>Not<br>specified | Notes |
|---|---------------|--|--------------------------------------|--|--------------------------|-------|
| <b>9 - Early retirement</b><br>9  |               |  |                                      |  |                          |       |
| <b>Total category 9 - Early retirement</b>  | -             | -                                      | -                                    | -  | -                        | -     |

**Notes**

- 1 Includes expenditure on basic services (42%), reintegration services (52%) and the comprehensive approach (6%).
- 2 Data on apprenticeship (category 2.4) are not considered comparable between countries so aggregates on training should be considered excluding this sub-category.


### B.3.11 LMP expenditure by measure and by type of action: Österreich, 2000

Euro (millions)

|  Category, measure number and name |    | 18.1<br>Total  | 18.2<br>Transfers<br>to<br>individuals | 18.3<br>Transfers<br>to<br>employers | 18.4<br>Transfers<br>to service<br>providers | 18.5<br>Not<br>specified | Notes    |
|---|----|--|--|--------------------------------------|--|--------------------------|----------|
| <b>0 - Public employment services (PES)</b>   |    |  |  |                                      |  |                          |          |
| 0   | 24 | Counselling and support of employment seekers & services to enterprises                  | 250.92                                 | -                                    | -  | 250.92                   | -        |
| <b>Total category 0 - Public employment services (PES)</b>  |    | <b>250.92</b>  | <b>-</b>                               | <b>-</b>                             | <b>250.92</b>                                | <b>-</b>                 |          |
| <b>1 - Intensive counselling and job-search assistance</b>  |    |  |  |                                      |  |                          |          |
| 1   | 16 | External labour market consultation and support  | 32.95                                  | -                                    | -  | 32.95                    | - 1      |
|   | 28 | Interview allowance  | 0.36                                   | 0.36                                 | -  | -                        | -        |
| <b>Total category 1 - Intensive counselling and job-search assistance</b>   |    | <b>33.31</b>   | <b>0.36</b>                            | <b>-</b>                             | <b>32.95</b>                                 | <b>-</b>                 |          |
| <b>2 - Training</b>   |    |  |  |                                      |  |                          |          |
| 2   | 18 | [Component] Employment foundations - Training and guidance                               | 46.69                                  | 38.50                                | -  | 8.19                     | - 2,3    |
|   | 45 | Community initiative EMPLOYMENT  | 1.38                                   | -                                    | -  | 1.38                     | - 1      |
|   | 46 | Community initiative ADAPT   | 0.97                                   | -                                    | -  | 0.97                     | - 1      |
| 2.1   | 7  | Promotion of occupational mobility - course cost and course related cost                 | 18.47                                  | 18.47                                | -  | -                        | - 1      |
|   | 8  | Promotion of occupational mobility - living allowance                                    | 153.68                                 | 153.68                               | -  | -                        | - 1,2    |
|   | 9  | Unemployment benefit for training after parental leave                                   | 0.30                                   | 0.30                                 | -  | -                        | - 2      |
|   | 12 | Aid to institutions - support for people participating in courses (without the disabled) | 154.11                                 | -                                    | -  | 154.11                   | - 1      |
|   | 25 | Further training allowance   | 19.55                                  | 19.55                                | -  | -                        | - 2      |
| 2.2   | 13 | Aid to enterprises   | 13.19                                  | -                                    | 13.19  | -                        | - 1      |
| 2.4   | 11 | Promotion of apprenticeship training and vocational training                             | 33.02                                  | -                                    | 33.02  | -                        | - 1      |
|   | 31 | Apprenticeship foundations (NAP safety net for young people)                             | 18.56                                  | -                                    | -  | 18.56                    | -        |
|   | 32 | JASG training courses (NAP safety net for young people)                                  | 15.95                                  | -                                    | -  | 15.95                    | -        |
| <b>Total category 2 - Training</b>  |    | <b>475.86</b>  | <b>230.51</b>                          | <b>46.20</b>                         | <b>199.15</b>                                | <b>-</b>                 |          |
| <b>Total category 2 - Training (excl. sub-category 2.4)</b>   |    | <b>408.33</b>  | <b>230.51</b>                          | <b>13.19</b>                         | <b>164.64</b>                                | <b>-</b>                 | <b>4</b> |
| <b>3 - Job rotation and job sharing</b>   |    |  |  |                                      |  |                          |          |
| 3.1   | 26 | Solidarity bonus   | 0.59                                   | 0.59                                 | -  | -                        | - 2      |
| <b>Total category 3 - Job rotation and job sharing</b>  |    | <b>0.59</b>  | <b>0.59</b>                            | <b>-</b>                             | <b>-</b>                                     | <b>-</b>                 |          |
| <b>4 - Employment incentives</b>  |    |  |  |                                      |  |                          |          |
| 4.1   | 5  | Promotion of regional mobility and entry into employment - travel allowance              | 1.22                                   | 1.22                                 | -  | -                        | -        |
|   | 6  | Promotion of regional mobility and entry into employment - childcare allowance           | 8.42                                   | 8.42                                 | -  | -                        | - 1      |
|   | 15 | Integration subsidies (incl. special integration subsidies)                              | 98.29                                  | -                                    | 98.29  | -                        | - 1      |
| 4.2   | 19 | Promotion of investment and restructuring  | 11.06                                  | -                                    | 11.06  | -                        | -        |
|   | 22 | Reintegration aid after parental leave   | 1.27                                   | -                                    | 1.27   | -                        | -        |
|   | 30 | Bonus part of the incentive-disincentive system for elderly workers                      | 15.03                                  | -                                    | 15.03  | -                        | -        |
| <b>Total category 4 - Employment incentives</b>   |    | <b>135.28</b>  | <b>9.64</b>                            | <b>125.65</b>                        | <b>-</b>                                     | <b>-</b>                 |          |
| <b>5 - Integration of the disabled</b>  |    |  |  |                                      |  |                          |          |
| 5   | 37 | Employment subsidies for the disabled through the BSBs                                   | 27.83                                  | :                                    | :  | :                        | 27.83 1  |
|   | 40 | Subsidy to workplace equipment for the eligible disabled                                 | 0.39                                   | -                                    | 0.39   | -                        | -        |
| 5.1   | 34 | Work adjustment backup system and job assistance for the disabled                        | 5.28                                   | -                                    | -  | 5.28                     | - 1      |
| 5.2   | 43 | Bonuses for contracted out work (BSB)  | 10.86                                  | -                                    | 10.86  | -                        | -        |
|   | 44 | Integration enterprises (BSB)  | 24.70                                  | -                                    | 24.70  | -                        | -        |
| 5.3   | 35 | Vocational training for the disabled   | 44.22                                  | :                                    | :  | :                        | 44.22 1  |
| <b>Total category 5 - Integration of the disabled</b>   |    | <b>113.27</b>  | <b>-</b>                               | <b>35.94</b>                         | <b>5.28</b>                                  | <b>72.04</b>             |          |

### B.3.11 LMP expenditure by measure and by type of action: Österreich, 2000

Euro (millions)

|  Category, measure number and name |  | 18.1<br>Total   | 18.2<br>Transfers<br>to<br>individuals | 18.3<br>Transfers<br>to<br>employers | 18.4<br>Transfers<br>to service<br>providers | 18.5<br>Not<br>specified | Notes |
|---|--|-----------------|--|--------------------------------------|--|--------------------------|-------|
| <b>6 - Direct job creation</b>  |  |                 |  |                                      |  |                          |       |
| 6.1   | 27 Childcare institutions  | 8.69            | -                                      | 8.69                                 | -  | -                        | 1     |
|   | 48 New Start   | 2.18            | -                                      | 2.18                                 | -  | -                        |       |
| 6.2   | 14 Socio-economic employment companies   | 64.60           | -                                      | 64.60                                | -  | -                        | 1     |
|   | 29 Non-profit sector integration subsidy                                       | 8.82            | -                                      | 8.82                                 | -  | -                        | 1     |
| <b>Total category 6 - Direct job creation</b>   |  | <b>84.29</b>    | <b>-</b>                               | <b>84.29</b>                         | <b>-</b>                                     | <b>-</b>                 |       |
| <b>7 - Start-up incentives</b>  |  |                 |  |                                      |  |                          |       |
| 7   | 17 Business start-up programme   | 6.23            | 6.23                                   | -                                    | -  | -                        |       |
|   | 18 [Component] Employment foundations - Support for business start-ups         | -               | -                                      | -                                    | -  | -                        | 3     |
| <b>Total category 7 - Start-up incentives</b>   |  | <b>6.23</b>     | <b>6.23</b>                            | <b>-</b>                             | <b>-</b>                                     | <b>-</b>                 |       |
| <b>8 - Out-of-work income maintenance and support</b>   |  |                 |  |                                      |  |                          |       |
| 8.1   | 1 Unemployment benefit   | 1,259.51        | 1,259.51                               | -                                    | -  | -                        | 2     |
|   | 2 Unemployment assistance  | 742.19          | 742.19                                 | -                                    | -  | -                        | 2     |
|   | 36 Special unemployment assistance   | 39.72           | 39.72                                  | -                                    | -  | -                        |       |
| 8.2   | 20 Short-time working allowance  | 2.27            | -                                      | 2.27                                 | -  | -                        |       |
|   | 21 Bad weather compensation  | 28.78           | -                                      | 28.78                                | -  | -                        |       |
| 8.5   | 33 Bankruptcy compensation   | 259.66          | 259.66                                 | -                                    | -  | -                        | 2     |
| <b>Total category 8 - Out-of-work income maintenance and support</b>  |  | <b>2,332.13</b> | <b>2,301.08</b>                        | <b>31.05</b>                         | <b>-</b>                                     | <b>-</b>                 |       |
| <b>9 - Early retirement</b>   |  |                 |  |                                      |  |                          |       |
| 9.2   | 3 Transfer benefits to facilitate transition into retirement - Special support | 59.52           | 59.44                                  | -                                    | 0.09   | -                        | 2     |
|   | 4 Benefits to facilitate transition into retirement - Pension advances         | 68.11           | 68.11                                  | -                                    | -  | -                        | 2     |
|   | 49 Part-time work assistance for older workers                                 | 6.28            | -                                      | 6.28                                 | -  | -                        |       |
| <b>Total category 9 - Early retirement</b>  |  | <b>133.92</b>   | <b>127.55</b>                          | <b>6.28</b>                          | <b>0.09</b>                                  | <b>-</b>                 |       |


#### Notes

- 1 Includes ESF contribution
- 2 Includes social contributions credited on behalf of beneficiaries.
- 3 Mixed measure including expenditure on training and start-up incentives (categories 2 and 7). The two components cannot be quantified separately and all expenditure has been allocated to category 2 (training), which is the most important.
- 4 Data on apprenticeship (category 2.4) are not considered comparable between countries so aggregates on training should be considered excluding this sub-category.




### B.3.12 LMP expenditure by measure and by type of action: Portugal, 2000

Euro (millions)

|  Category, measure number and name |  | 18.1<br>Total  | 18.2<br>Transfers<br>to<br>individuals | 18.3<br>Transfers<br>to<br>employers | 18.4<br>Transfers<br>to service<br>providers | 18.5<br>Not<br>specified | Notes    |
|---|--|----------------|--|--------------------------------------|--|--------------------------|----------|
| <b>0 - Public employment services (PES)</b>   |  |                |  |                                      |  |                          |          |
| 0   | 95 Administration and public employment service  | 134.58         | -                                      | -                                    | 134.58                                       | -                        |          |
| <b>Total category 0 - Public employment services (PES)</b>  |  | <b>134.58</b>  | <b>-</b>                               | <b>-</b>                             | <b>134.58</b>                                | <b>-</b>                 |          |
| <b>1 - Intensive counselling and job-search assistance</b>  |  |                |  |                                      |  |                          |          |
| <b>1</b>  |  |                |  |                                      |  |                          |          |
| <b>Total category 1 - Intensive counselling and job-search assistance</b>   |  | <b>-</b>       | <b>-</b>                               | <b>-</b>                             | <b>-</b>                                     | <b>-</b>                 |          |
| <b>2 - Training</b>   |  |                |  |                                      |  |                          |          |
| 2   | 96 [Component] Integration enterprises -   | 6.75*          | -                                      | 6.75*                                | -  | -                        | 1        |
|   | 99 PROFIJ - Training programme for the integration of youngsters (Azores)                              | 1.47           | -                                      | -                                    | 1.47   | -                        |          |
| 2.1   | 14 Training grants for workers   | 1.92           | 1.92                                   | -                                    | -  | -                        |          |
|   | 63 Initial training (excluding apprenticeship)   | 20.10          | :                                      | :                                    | :  | 20.10                    |          |
|   | 64 Training for unemployed   | 32.18          | :                                      | :                                    | :  | 32.18                    |          |
|   | 67 Special training for disadvantaged groups   | 17.95          | :                                      | :                                    | :  | 17.95                    |          |
|   | 103 Intervention for vocational training and employment  | 0.83           | -                                      | -                                    | 0.83   | -                        |          |
|   | 115 Vocational training for young and adults   | 0.59           | :                                      | :                                    | :  | 0.59                     |          |
| 2.2   | 21 [Component] Promotion of vocational training and employment to conserve the cultural heritage -     | 3.59           | 3.59                                   | -                                    | -  | -                        |          |
|   | 22 Practical vocational training   | 39.19          | :                                      | :                                    | :  | 39.19                    |          |
|   | 78 Grant-aided additional training for those who have completed vocational training measures (Madeira) | 0.01           | 0.00                                   | 0.00                                 | -  | -                        |          |
|   | 98 Placement programme (Azores)  | 0.22           | 0.22                                   | -                                    | -  | -                        |          |
|   | 105 Practical vocational training aiming at socio-professional integration                             | 2.48           | :                                      | :                                    | :  | 2.48                     |          |
| 2.3   | 9 Training/employment schemes for young people, specialists, managers and adults                       | 13.65          | 13.65                                  | -                                    | -  | -                        |          |
|   | 20 Vocational training workshops programme   | 20.39          | :                                      | :                                    | :  | 20.39                    |          |
|   | 112 Youth training and employment (Madeira)  | 0.20           | 0.15                                   | 0.05                                 | 0.00   | -                        |          |
|   | 113 Adult training and employment (Madeira)  | 0.22           | 0.17                                   | 0.04                                 | 0.00   | -                        |          |
| 2.4   | 7 Apprenticeship training for young people   | 112.64         | 109.11                                 | 1.09                                 | :  | 2.45                     |          |
| <b>Total category 2 - Training</b>  |  | <b>274.39*</b> | <b>128.82</b>                          | <b>7.94*</b>                         | <b>2.31</b>                                  | <b>135.32</b>            |          |
| <b>Total category 2 - Training (excl. sub-category 2.4)</b>   |  | <b>161.74*</b> | <b>19.71</b>                           | <b>6.85*</b>                         | <b>2.31</b>                                  | <b>132.88</b>            | <b>2</b> |
| <b>3 - Job rotation and job sharing</b>   |  |                |  |                                      |  |                          |          |
| 3.1   | 116 Employment rotation program  | 0.18           | :                                      | :                                    | :  | 0.18                     |          |
| <b>Total category 3 - Job rotation and job sharing</b>  |  | <b>0.18</b>    | <b>-</b>                               | <b>-</b>                             | <b>-</b>                                     | <b>0.18</b>              |          |
| <b>4 - Employment incentives</b>  |  |                |  |                                      |  |                          |          |
| 4   | 96 [Component] Integration enterprises -   | 6.75*          | -                                      | 6.75*                                | -  | -                        | 1        |
|   | 101 Incentives for geographical mobility   | n.s.           | n.s.                                   | -                                    | -  | -                        |          |
|   | 117 Regional employment plan in Porto (PREAMP)   | 0.53           | :                                      | :                                    | :  | 0.53                     |          |
| 4.1   | 23 Subsidies for permanent employment contracts  | 13.20          | -                                      | 13.20                                | -  | -                        |          |
|   | 24 Local employment initiatives  | 22.71          | -                                      | 22.71                                | -  | -                        |          |
|   | 29 Job creation for young people through exemptions from compulsory social security contributions      | n.s.           | -                                      | n.s.                                 | -  | -                        |          |
|   | 37 Exemption from social security contributions to promote recruitment of long-term unemployed         | n.s.           | -                                      | n.s.                                 | -  | -                        |          |
|   | 62 Salary compensation   | n.s.           | n.s.                                   | -                                    | -  | -                        |          |
|   | 80 Local employment initiatives -ILE (Madeira)   | 0.31           | -                                      | 0.31                                 | -  | -                        |          |
|   | 106 Premium for socio-vocational integration   | 0.03           | -                                      | 0.03                                 | -  | -                        |          |
|   | 118 PREA   | 0.44           | :                                      | :                                    | :  | 0.44                     |          |
| 4.2   | 107 Employment incentive   | 0.77           | :                                      | :                                    | :  | 0.77                     |          |
| Mixed   | 87 Employment incentives (Azores)  | -              | -                                      | -                                    | -  | -                        | 3        |
| <b>Total category 4 - Employment incentives</b>   |  | <b>44.74*</b>  | <b>-</b>                               | <b>42.99*</b>                        | <b>-</b>                                     | <b>1.74</b>              |          |


### B.3.12 LMP expenditure by measure and by type of action: Portugal, 2000

Euro (millions)

|  |     | Category, measure number and name   | 18.1<br>Total | 18.2<br>Transfers<br>to<br>individuals | 18.3<br>Transfers<br>to<br>employers | 18.4<br>Transfers<br>to service<br>providers | 18.5<br>Not<br>specified | Notes |
|---|-----|---|---------------|--|--------------------------------------|--|--------------------------|-------|
| <b>5 - Integration of the disabled</b>  |     |   |               |  |                                      |  |                          |       |
| 5.1   | 31  | Reduction of social security contributions to facilitate vocational integration of disabled persons | 0.85          | -                                      | 0.85                                 | -  | -                        | 4     |
|   | 68  | Promotion of socio-professional integration of disabled   | 3.51          | -                                      | 3.51*                                | -  | -                        |       |
|   | 69  | Self-employment for disabled  | 0.73          | 0.73                                   | -                                    | -  | -                        |       |
|   | 91  | Support for the social and vocational integration of disabled - wage cost subsidies (Azores)        | 0.03          | -                                      | 0.03                                 | -  | -                        |       |
|   | 92  | Self-employment for the disabled (Azores)   | -             | -                                      | -                                    | -  | -                        | 3     |
| 5.2   | 33  | Sheltered employment scheme   | 2.50          | :                                      | :                                    | :  | 2.50                     |       |
| 5.3   | 34  | Vocational preparation schemes for disabled persons   | 5.17          | -                                      | -                                    | 5.17   | -                        |       |
|   | 84  | Regional centre for professional training of disabled (Madeira)                                     | 0.45          | 0.35                                   | -                                    | 0.10   | -                        |       |
| <b>Total category 5 - Integration of the disabled</b>                             |     |   | <b>13.24</b>  | <b>1.08</b>                            | <b>4.39*</b>                         | <b>5.27</b>                                  | <b>2.50</b>              |       |
| <b>6 - Direct job creation</b>  |     |   |               |  |                                      |  |                          |       |
| 6.1   | 97  | INTEGRA - Programme for adult integration (Azores)  | 0.15          | -                                      | 0.15                                 | -  | -                        |       |
| 6.2   | 3   | Employment scheme for persons in receipt of unemployment benefits                                   | 9.08          | 9.08                                   | -                                    | -  | -                        |       |
|   | 4   | Employment scheme for unemployed persons in need  | 42.33         | 42.33                                  | -                                    | -  | -                        |       |
|   | 86  | Programme for temporary placement of those receiving unemployment benefit (Azores)                  | 0.04          | -                                      | 0.04                                 | -  | -                        |       |
|   | 89  | Social programme for occupation of temporarily unemployed (Azores)                                  | -             | -                                      | -                                    | -  | -                        | 3     |
|   | 110 | Occupational program for adult unemployed (Madeira)   | 0.52          | 0.42                                   | 0.09                                 | 0.01   | -                        |       |
|   | 111 | Youth work experience (Madeira)   | 0.25          | 0.20                                   | 0.04                                 | 0.01   | -                        |       |
|   | 114 | Social employment scheme for the unemployed - PROSA (Azores)  | 0.41          | 0.41                                   | -                                    | -  | -                        |       |
|   | 119 | Insertion-Employment program  | 7.22          | :                                      | :                                    | :  | 7.22                     |       |
| <b>Total category 6 - Direct job creation</b>                                     |     |   | <b>59.99</b>  | <b>52.44</b>                           | <b>0.32</b>                          | <b>0.01</b>                                  | <b>7.22</b>              |       |
| <b>7 - Start-up incentives</b>  |     |   |               |  |                                      |  |                          |       |
| 7   | 21  | [Component] Promotion of vocational training and employment to conserve the cultural heritage -     | n.s.          | n.s.                                   | -                                    | -  | -                        |       |
|   | 25  | Subsidies for creation of self-employed   | 9.08          | 9.08                                   | -                                    | -  | -                        |       |
|   | 26  | Support for entry into self-employment  | 2.76          | 2.76                                   | -                                    | -  | -                        |       |
|   | 81  | Support for the creation of self-employment -ACPE (Madeira)   | 0.14          | 0.14                                   | -                                    | -  | -                        |       |
|   | 90  | Local initiatives for job creation (Azores)   | 0.09          | -                                      | 0.09                                 | -  | -                        |       |
|   | 108 | Incentives for self-employment  | 0.07          | 0.07                                   | -                                    | -  | -                        |       |
| <b>Total category 7 - Start-up incentives</b>                                     |     |   | <b>12.15</b>  | <b>12.05</b>                           | <b>0.09</b>                          | <b>-</b>                                     | <b>-</b>                 |       |
| <b>8 - Out-of-work income maintenance and support</b>                             |     |   |               |  |                                      |  |                          |       |
| 8.1   | 75  | Unemployment protection system / Unemployment subsidy   | 586.15        | 586.15                                 | -                                    | -  | -                        |       |
|   | 76  | Unemployment protection system / Unemployment assistance  | 216.57        | 216.57                                 | -                                    | -  | -                        |       |
| 8.2   | 1   | Short-time working or temporary suspension of employment  | 0.45          | 0.45                                   | -                                    | -  | -                        |       |
| 8.3   | 104 | Partial unemployment benefit  | 0.01          | 0.01                                   | -                                    | -  | -                        |       |
| 8.4   | 109 | Compensation for termination of employment contract   | 10.78         | 10.78                                  | -                                    | -  | -                        | 5     |
| 8.5   | 61  | Payment of backdated earnings from bankrupt or insolvent firms                                      | 0.04          | 0.04                                   | -                                    | -  | -                        |       |
| <b>Total category 8 - Out-of-work income maintenance and support</b>              |     |   | <b>814.01</b> | <b>814.01</b>                          | <b>-</b>                             | <b>-</b>                                     | <b>-</b>                 |       |

### B.3.12 LMP expenditure by measure and by type of action: Portugal, 2000

*Euro (millions)*


|  Category, measure number and name | 18.1<br>Total | 18.2<br>Transfers<br>to<br>individuals | 18.3<br>Transfers<br>to<br>employers | 18.4<br>Transfers<br>to service<br>providers | 18.5<br>Not<br>specified | Notes |
|---|---------------|--|--------------------------------------|--|--------------------------|-------|
| <b>9 - Early retirement</b>   |               |  |                                      |  |                          |       |
| 9.2 41 Early retirement for the elderly unemployed  | 193.17        | 193.17                                 | -                                    | -  | -                        |       |
| 9.2 44 Early retirement agreements between workers and employers  | n.s.          | n.s.                                   | n.s.                                 | -  | -                        |       |
| <b>Total category 9 - Early retirement</b>  | <b>193.17</b> | <b>193.17</b>                          | <b>-</b>                             | <b>-</b>                                     | <b>-</b>                 |       |

#### Notes

- 1 Mixed measure (categories 2 and 4) where the breakdown of expenditure between components is not known. The total expenditure is shown here split equally between the two categories.
- 2 Data on apprenticeship (category 2.4) are not considered comparable between countries so aggregates on training should be considered excluding this sub-category.
- 3 Measure not used in 2000
- 4 Data refer to 1998
- 5 Data refer to 1999


### B.3.13 LMP expenditure by measure and by type of action: Suomi/Finland, 2000

Euro (millions)

|  Category, measure number and name |    | 18.1<br>Total  | 18.2<br>Transfers<br>to<br>individuals | 18.3<br>Transfers<br>to<br>employers | 18.4<br>Transfers<br>to service<br>providers | 18.5<br>Not<br>specified | Notes    |
|---|----|----------------|--|--------------------------------------|--|--------------------------|----------|
| <b>0 - Public employment services (PES)</b>   |    |                |  |                                      |  |                          |          |
| 0   | 18 | 103.74         | -                                      | -                                    | 103.74                                       | -                        | 1        |
|   | 21 | 7.07           | -                                      | -                                    | 7.07   | -                        | 1        |
|   | 5  | 2.02           | 2.02                                   | -                                    | -  | -                        | -        |
| <b>Total category 0 - Public employment services (PES)</b>  |    | <b>112.83</b>  | <b>2.02</b>                            | <b>-</b>                             | <b>110.82</b>                                | <b>-</b>                 | <b>-</b> |
| <b>1 - Intensive counselling and job-search assistance</b>  |    |                |  |                                      |  |                          |          |
| 1   | 20 | 10.51          | -                                      | -                                    | 10.51  | -                        | 1        |
| <b>Total category 1 - Intensive counselling and job-search assistance</b>   |    | <b>10.51</b>   | <b>-</b>                               | <b>-</b>                             | <b>10.51</b>                                 | <b>-</b>                 | <b>-</b> |
| <b>2 - Training</b>   |    |                |  |                                      |  |                          |          |
| 2.1   | 17 | 11.83          | 11.83                                  | -                                    | -  | -                        | -        |
|   | 24 | 3.27           | 3.27                                   | -                                    | -  | -                        | -        |
|   | 6  | 391.08         | 205.77                                 | -                                    | 185.31                                       | -                        | -        |
| 2.2   | 12 | 5.20           | 5.20                                   | -                                    | -  | -                        | -        |
|   | 15 | 52.72          | 52.72                                  | -                                    | -  | -                        | -        |
| 2.4   | 7  | 30.31          | -                                      | 30.31                                | -  | -                        | 2        |
| <b>Total category 2 - Training</b>  |    | <b>494.40</b>  | <b>278.78</b>                          | <b>30.31</b>                         | <b>185.31</b>                                | <b>-</b>                 | <b>-</b> |
| <b>Total category 2 - Training (excl. sub-category 2.4)</b>   |    | <b>464.09</b>  | <b>278.78</b>                          | <b>-</b>                             | <b>185.31</b>                                | <b>-</b>                 | <b>3</b> |
| <b>3 - Job rotation and job sharing</b>   |    |                |  |                                      |  |                          |          |
| 3.1   | 16 | 50.79          | 50.79                                  | -                                    | -  | -                        | 4        |
| 3.2   | 13 | 20.58          | 20.58                                  | -                                    | -  | -                        | -        |
| <b>Total category 3 - Job rotation and job sharing</b>  |    | <b>71.37</b>   | <b>71.37</b>                           | <b>-</b>                             | <b>-</b>                                     | <b>-</b>                 | <b>-</b> |
| <b>4 - Employment incentives</b>  |    |                |  |                                      |  |                          |          |
| 4.1   | 10 | 22.52          | -                                      | 22.52                                | -  | -                        | -        |
|   | 35 | 129.86         | -                                      | 129.86                               | -  | -                        | -        |
| <b>Total category 4 - Employment incentives</b>   |    | <b>152.38</b>  | <b>-</b>                               | <b>152.38</b>                        | <b>-</b>                                     | <b>-</b>                 | <b>-</b> |
| <b>5 - Integration of the disabled</b>  |    |                |  |                                      |  |                          |          |
| 5.2   | 34 | 25.90*         | -                                      | 25.90*                               | -  | -                        | 5        |
| 5.3   | 22 | 17.24          | 7.83                                   | -                                    | 9.41   | -                        | 6        |
|   | 25 | 46.99          | 19.49                                  | -                                    | 27.50  | -                        | 6        |
|   | 26 | 20.90          | 17.39                                  | -                                    | 3.51   | -                        | 6        |
|   | 27 | 10.76*         | :                                      | :                                    | :  | 10.76                    | 6        |
| <b>Total category 5 - Integration of the disabled</b>   |    | <b>121.80*</b> | <b>44.71</b>                           | <b>25.90*</b>                        | <b>40.42</b>                                 | <b>10.76</b>             | <b>-</b> |
| <b>6 - Direct job creation</b>  |    |                |  |                                      |  |                          |          |
| 6.2   | 8  | 62.30          | -                                      | 62.30                                | -  | -                        | -        |
|   | 9  | 86.82          | -                                      | 86.82                                | -  | -                        | -        |
| <b>Total category 6 - Direct job creation</b>   |    | <b>149.12</b>  | <b>-</b>                               | <b>149.12</b>                        | <b>-</b>                                     | <b>-</b>                 | <b>-</b> |
| <b>7 - Start-up incentives</b>  |    |                |  |                                      |  |                          |          |
| 7   | 11 | 15.18          | 15.18                                  | -                                    | -  | -                        | -        |
| <b>Total category 7 - Start-up incentives</b>   |    | <b>15.18</b>   | <b>15.18</b>                           | <b>-</b>                             | <b>-</b>                                     | <b>-</b>                 | <b>-</b> |

### B.3.13 LMP expenditure by measure and by type of action: Suomi/Finland, 2000

Euro (millions)


|  Category, measure number and name |    |  | 18.1<br>Total   | 18.2<br>Transfers<br>to<br>individuals | 18.3<br>Transfers<br>to<br>employers | 18.4<br>Transfers<br>to service<br>providers | 18.5<br>Not<br>specified | Notes |
|---|----|--|-----------------|--|--------------------------------------|--|--------------------------|-------|
| <b>8 - Out-of-work income maintenance and support</b>   |    |  |                 |  |                                      |  |                          |       |
| 8.1   | 1  | Earnings-related unemployment allowance  | 1,186.19        | 1,186.19                               | -                                    | -  | -                        |       |
|   | 2  | Basic unemployment allowance   | 73.00           | 73.00                                  | -                                    | -  | -                        |       |
|   | 4  | Labour market support (passive component)  | 670.99          | 670.99                                 | -                                    | -  | -                        | 7     |
| 8.2   | 30 | Earnings related adjusted unemployment allowance as partial unemployment benefit                 | 2.80            | 2.80                                   | -                                    | -  | -                        |       |
|   | 32 | Adjusted basic unemployment allowance or labour market support as partial unemployment benefit   | 0.05            | 0.05                                   | -                                    | -  | -                        |       |
| 8.3   | 31 | Earnings related adjusted unemployment allowance as part-time unemployment benefit               | 117.41          | 117.41                                 | -                                    | -  | -                        |       |
|   | 33 | Adjusted basic unemployment allowance or labour market support as part-time unemployment benefit | 44.30           | 44.30                                  | -                                    | -  | -                        |       |
| 8.4   | 23 | Redundancy payment   | 14.49           | 14.49                                  | -                                    | -  | -                        |       |
| 8.5   | 28 | Pay security   | 16.25           | 16.25                                  | -                                    | -  | -                        | 8     |
| <b>Total category 8 - Out-of-work income maintenance and support</b>  |    |  | <b>2,125.48</b> | <b>2,125.48</b>                        | -                                    | -  | -                        |       |
| <b>9 - Early retirement</b>   |    |  |                 |  |                                      |  |                          |       |
| 9.2   | 3  | Unemployment pension   | 621.12          | 621.12                                 | -                                    | -  | -                        |       |
| <b>Total category 9 - Early retirement</b>  |    |  | <b>621.12</b>   | <b>621.12</b>                          | -                                    | -  | -                        |       |

#### Notes

- 1 Expenditure refers to the operational costs of the activity within the overall function of the PES. The breakdown is derived from a system monitoring working time in each of the different activities of the PES.
- 2 Expenditure includes only subsidies paid by the Ministry of Labour to facilitate the recruitment of unemployed persons as apprentices
- 3 Data on apprenticeship (category 2.4) are not considered comparable between countries so aggregates on training should be considered excluding this sub-category.
- 4 Expenditure refers to persons on leave and includes both income support (70% of unemployment benefit entitlement) and training supplements where appropriate.
- 5 Data represent a rough estimate of public funding for sheltered workshops. Income from business activity, which accounts for more than half of revenue, is excluded.
- 6 Expenditure includes rehabilitation allowances and the costs of different rehabilitation activities. Vocational rehabilitation is estimated to be 1/3 of the total cost of rehabilitation (medical and vocational).
- 7 Passive (income support) payments only. Labour market support payments made to people in active measures are shown under the appropriate measure.
- 8 Net public expenditure (disbursements minus repayments to the state).


### B.3.14 LMP expenditure by measure and by type of action: Sverige, 2000

Euro (millions)

|  Category, measure number and name |   | 18.1<br>Total   | 18.2<br>Transfers<br>to<br>individuals | 18.3<br>Transfers<br>to<br>employers | 18.4<br>Transfers<br>to service<br>providers | 18.5<br>Not<br>specified | Notes    |
|---|---|-----------------|--|--------------------------------------|--|--------------------------|----------|
| <b>0 - Public employment services (PES)</b>   |   |                 |  |                                      |  |                          |          |
| 0   | 19 Placement service  | 218.33*         | -                                      | -                                    | 218.33*                                      | -                        | 1        |
|   | 20 Vocational guidance service  | 97.09*          | -                                      | -                                    | 97.09*                                       | -                        | 1        |
| <b>Total category 0 - Public employment services (PES)</b>  |   | <b>315.41*</b>  | <b>-</b>                               | <b>-</b>                             | <b>315.41*</b>                               | <b>-</b>                 |          |
| <b>1 - Intensive counselling and job-search assistance</b>  |   |                 |  |                                      |  |                          |          |
| 1   | 14 Employability rehabilitation programme   | 149.69*         | 64.68                                  | -                                    | 85.01*                                       | -                        | 1        |
|   | 43 Activities within counselling, guidance and placement services                 | 49.59           | 48.31                                  | -                                    | 1.28   | -                        |          |
| <b>Total category 1 - Intensive counselling and job-search assistance</b>   |   | <b>199.28*</b>  | <b>112.99</b>                          | <b>-</b>                             | <b>86.28*</b>                                | <b>-</b>                 |          |
| <b>2 - Training</b>   |   |                 |  |                                      |  |                          |          |
| 2.1   | 1 Labour market training  | 643.94          | 342.82                                 | -                                    | 301.13                                       | -                        |          |
|   | 6 Computer centres/activity centres   | 85.36           | 64.57                                  | -                                    | 20.79  | -                        |          |
|   | 11 On-the-job training  | 3.83            | -                                      | 3.83                                 | -  | -                        |          |
|   | 22 Study allowance for the unemployed (SVUXA)                                     | 175.94          | 175.94                                 | -                                    | -  | -                        |          |
|   | 32 Swedish national IT training programme (SwIT)                                  | 9.99            | 5.81                                   | -                                    | 4.18*  | -                        | 2        |
|   | 39 Adult education initiative   | 406.57          | -                                      | -                                    | 406.57                                       | -                        |          |
|   | 41 [Component] Special training grant (UBS) - Unemployed                          | 346.53          | 346.53                                 | -                                    | -  | -                        |          |
| 2.2   | 3 International practice scholarship  | 2.90            | 2.55                                   | :                                    | :  | 0.35                     |          |
| <b>Total category 2 - Training</b>  |   | <b>1,675.07</b> | <b>938.22</b>                          | <b>3.83</b>                          | <b>732.67*</b>                               | <b>0.35</b>              |          |
| <b>Total category 2 - Training (excl. sub-category 2.4)</b>   |   | <b>1,675.07</b> | <b>938.22</b>                          | <b>3.83</b>                          | <b>732.67*</b>                               | <b>0.35</b>              | <b>3</b> |
| <b>3 - Job rotation and job sharing</b>   |   |                 |  |                                      |  |                          |          |
| 3.1   | 41 [Component] Special training grant (UBS) - Employees with replacement          | 64.57           | 64.57                                  | -                                    | -  | -                        |          |
| <b>Total category 3 - Job rotation and job sharing</b>  |   | <b>64.57</b>    | <b>64.57</b>                           | <b>-</b>                             | <b>-</b>                                     | <b>-</b>                 |          |
| <b>4 - Employment incentives</b>  |   |                 |  |                                      |  |                          |          |
| 4.1   | 15 Mobility allowance   | 26.13           | 26.13                                  | -                                    | -  | -                        | 4        |
|   | 7 Municipal youth programme   | 18.12           | -                                      | -                                    | 18.12  | -                        |          |
|   | 31 Youth guarantee  | 42.04           | 19.74                                  | -                                    | 22.30  | -                        |          |
|   | 33 Individual hiring support  | 9.52            | -                                      | 9.52                                 | -  | -                        |          |
|   | 35 Workplacement scheme   | 342.47          | 328.53                                 | 13.94                                | -  | -                        |          |
|   | 36 General recruitment incentive  | 49.59           | -                                      | 49.59                                | -  | -                        |          |
|   | 37 Extended recruitment incentive (for persons enrolled with the PES for 2 years) | 90.58           | -                                      | 90.58                                | -  | -                        |          |
|   | 44 Special Recruitment Incentive  | n.s.            | -                                      | n.s.                                 | -  | -                        |          |
|   | 45 Extended Recruitment Incentive (for persons enrolled with the PES for 4 years) | n.s.            | -                                      | n.s.                                 | -  | -                        |          |
| <b>Total category 4 - Employment incentives</b>   |   | <b>578.45</b>   | <b>374.40</b>                          | <b>163.63</b>                        | <b>40.41</b>                                 | <b>-</b>                 |          |
| <b>5 - Integration of the disabled</b>  |   |                 |  |                                      |  |                          |          |
| 5.1   | 12 Wage subsidies   | 618.98          | -                                      | 618.98                               | -  | -                        |          |
|   | 38 Supported employment programme (SIUS)  | 5.11            | -                                      | -                                    | 5.11   | -                        | 5        |
|   | 40 Workplace adjustment grants  | 14.86           | 9.41*                                  | 5.46*                                | -  | -                        |          |
|   | 46 Integration of persons on disability pension                                   | n.s.            | n.s.                                   | -                                    | -  | -                        |          |
| 5.2   | 13 Public sheltered employment (OSA)  | 73.98           | -                                      | 73.98                                | -  | -                        |          |
|   | 21 Samhall  | 494.95          | -                                      | 494.95                               | -  | -                        |          |
| <b>Total category 5 - Integration of the disabled</b>   |   | <b>1,207.87</b> | <b>9.41*</b>                           | <b>1,193.36*</b>                     | <b>5.11</b>                                  | <b>-</b>                 |          |
| <b>6 - Direct job creation</b>  |   |                 |  |                                      |  |                          |          |
| 6.2   | 8 Resource work   | 3.95            | -                                      | 3.95                                 | -  | -                        |          |
|   | 10 Temporary public employment for older unemployed (OTA)                         | 90.23           | 88.61                                  | 1.63                                 | -  | -                        |          |
| <b>Total category 6 - Direct job creation</b>   |   | <b>94.18</b>    | <b>88.61</b>                           | <b>5.57</b>                          | <b>-</b>                                     | <b>-</b>                 |          |
| <b>7 - Start-up incentives</b>  |   |                 |  |                                      |  |                          |          |
| 7   | 9 Start-up grants   | 124.96          | 120.08                                 | -                                    | 4.88   | -                        |          |
| <b>Total category 7 - Start-up incentives</b>   |   | <b>124.96</b>   | <b>120.08</b>                          | <b>-</b>                             | <b>4.88</b>                                  | <b>-</b>                 |          |

### B.3.14 LMP expenditure by measure and by type of action: Sverige, 2000

Euro (millions)


|  Category, measure number and name | 18.1<br>Total   | 18.2<br>Transfers<br>to<br>individuals | 18.3<br>Transfers<br>to<br>employers | 18.4<br>Transfers<br>to service<br>providers | 18.5<br>Not<br>specified | Notes |
|---|-----------------|--|--------------------------------------|--|--------------------------|-------|
| <b>8 - Out-of-work income maintenance and support</b>   |                 |  |                                      |  |                          |       |
| 8.5 30 Wage guarantee   | 112.99          | 112.99                                 | -                                    | -  | -                        |       |
| Mixed 16 Unemployment insurance and Basic insurance   | 3,236.79        | 3,236.79                               | -                                    | -  | -                        | 6     |
| <b>Total category 8 - Out-of-work income maintenance and support</b>  | <b>3,349.78</b> | <b>3,349.78</b>                        | -                                    | -  | -                        |       |
| <b>9 - Early retirement</b>   |                 |  |                                      |  |                          |       |
| 9.1 34 Change of generations  | 2.79            | 2.79                                   | -                                    | -  | -                        |       |
| 9.2 29 Occasional resignation compensation  | 149.81          | 149.81                                 | -                                    | -  | -                        |       |
| <b>Total category 9 - Early retirement</b>  | <b>152.60</b>   | <b>152.60</b>                          | -                                    | -  | -                        |       |

Notes

- 1 Estimate derived by taking the number of staff employed in the activity at the AMI multiplied by their average wage cost per year.
- 2 Measure provides IT training for the unemployed and for persons in employment but needing to improve their IT skills. Expenditure here refers to training allowances for the unemployed only and 75% of the total course costs (programme target is for at least 75% of participants to be unemployed).
- 3 Data on apprenticeship (category 2.4) are not considered comparable between countries so aggregates on training should be considered excluding this sub-category. Here category 2.4 is not reported so the total for training is not affected.
- 4 Expenditure includes some payments for travelling to interview, which are normally considered under category 1.
- 5 Expenditure refers only to wage and travel costs for mentors/counsellors. Participants may also receive activity support allowances which are included under measures S-14 and S-35.
- 6 Expenditure covers benefits for both full and part-time unemployed.

### B.3.15 LMP expenditure by measure and by type of action: United Kingdom, 2000


Euro (millions)

|  Category, measure number and name |    | 18.1<br>Total  | 18.2<br>Transfers<br>to<br>individuals | 18.3<br>Transfers<br>to<br>employers | 18.4<br>Transfers<br>to service<br>providers | 18.5<br>Not<br>specified | Notes         |          |
|---|----|--|--|--------------------------------------|--|--------------------------|---------------|----------|
| <b>0 - Public employment services (PES)</b>   |    |  |  |                                      |  |                          |               |          |
| 0   | 9  | Job placing - Employment service placing and advisory functions                    |  | 1,419.81                             | -  | -                        | 1,419.81      | -        |
| <b>Total category 0 - Public employment services (PES)</b>  |    | <b>1,419.81</b>  | <b>-</b>                               | <b>-</b>                             | <b>1,419.81</b>                              | <b>-</b>                 | <b>-</b>      |          |
| <b>1 - Intensive counselling and job-search assistance</b>  |    |  |  |                                      |  |                          |               |          |
| 1   | 1  | [Component] New Deal for 18-24 - Gateway   |  | 238.14*                              | -  | -                        | 238.14*       | -        |
|   | 1  | [Component] New Deal for 18-24 - Follow-through                                    |  | -                                    | -  | -                        | -             | 1        |
|   | 10 | New Deal for Partners of Unemployed People (NDPU)                                  |  | 17.69                                | -  | -                        | 17.69         | -        |
|   | 2  | [Component] New Deal 25+ - Gateway   |  | 124.66*                              | -  | -                        | 124.66*       | -        |
|   | 2  | [Component] New Deal 25+ - Follow-through  |  | -                                    | -  | -                        | -             | 1        |
|   | 8  | Jobseeker's allowance (JSA) - Interviews   |  | -                                    | -  | -                        | -             | -        |
|   | 14 | Travel to interview scheme   |  | 1.61*                                | 1.61*  | -                        | -             | -        |
|   | 16 | Work trials  |  | 0.48*                                | :  | :                        | :             | 0.48     |
|   | 20 | Jobfinder/Jobfinder Plus   |  | :                                    | :  | :                        | :             | :        |
|   | 22 | Programme centres (plus other jobsearch provision: Jobclub, Jobplan)               |  | :                                    | :  | :                        | :             | :        |
|   | 23 | PACTS - Placing assessment and counselling teams                                   |  | :                                    | :  | :                        | :             | :        |
| <b>Total category 1 - Intensive counselling and job-search assistance</b>   |    | <b>:</b>   | <b>:</b>                               | <b>:</b>                             | <b>:</b>                                     | <b>:</b>                 | <b>:</b>      | <b>:</b> |
| <b>2 - Training</b>   |    |  |  |                                      |  |                          |               |          |
| 2.1   | 1  | [Component] New Deal for 18-24 - Education and training option                     |  | 104.40*                              | 48.47*                                       | -                        | 55.93*        | -        |
|   | 2  | [Component] New Deal 25+ - Full-time education/training option                     |  | 8.26*                                | -  | -                        | 8.26*         | -        |
| 2.2   | 2  | [Component] New Deal 25+ - Work-based learning for adults                          |  | -                                    | -  | -                        | -             | 2        |
| 2.3   | 4  | Work-based learning for adults (WBLA)  |  | 598.15                               | :  | :                        | :             | 598.15   |
| 2.4   | 5  | Work-based training for young people (WBTP)  |  | 1,614.37                             | -  | -                        | 1,614.37      | -        |
| <b>Total category 2 - Training</b>  |    | <b>2,325.18*</b>   | <b>48.47*</b>                          | <b>-</b>                             | <b>1,678.56*</b>                             | <b>598.15</b>            | <b>598.15</b> | <b>-</b> |
| <b>Total category 2 - Training (excl. sub-category 2.4)</b>   |    | <b>710.82*</b>   | <b>48.47*</b>                          | <b>-</b>                             | <b>64.20*</b>                                | <b>598.15</b>            | <b>598.15</b> | <b>3</b> |
| <b>3 - Job rotation and job sharing</b>   |    |  |  |                                      |  |                          |               |          |
| <b>Total category 3 - Job rotation and job sharing</b>  |    | <b>-</b>   | <b>-</b>                               | <b>-</b>                             | <b>-</b>                                     | <b>-</b>                 | <b>-</b>      |          |
| <b>4 - Employment incentives</b>  |    |  |  |                                      |  |                          |               |          |
| 4.1   | 1  | [Component] New Deal for 18-24 - Employment option                                 |  | 61.11*                               | -  | 59.33*                   | 1.78          | -        |
|   | 2  | [Component] New Deal 25+ - Employment option                                       |  | 50.05*                               | -  | 50.05*                   | -             | -        |
|   | 29 | Jobfinder's grant  |  | 3.22                                 | 3.22   | -                        | -             | -        |
| <b>Total category 4 - Employment incentives</b>   |    | <b>114.38*</b>   | <b>3.22</b>                            | <b>109.39*</b>                       | <b>1.78</b>                                  | <b>-</b>                 | <b>-</b>      | <b>-</b> |
| <b>5 - Integration of the disabled</b>  |    |  |  |                                      |  |                          |               |          |
| 5   | 24 | Employment rehabilitation (Work preparation)                                       |  | 19.30                                | -  | -                        | 19.30         | -        |
| 5.1   | 31 | Access to work   |  | 48.24*                               | :  | :                        | :             | 48.24    |
|   | 32 | Job introduction scheme (JIS)  |  | 3.22*                                | -  | 3.22*                    | -             | -        |
| 5.3   | 12 | New Deal for Disabled People (NDDP)  |  | 20.90                                | :  | :                        | :             | 20.90    |
| Mixed   | 33 | Supported employment (including Remploy)   |  | 265.31                               | -  | 265.31                   | -             | -        |
| <b>Total category 5 - Integration of the disabled</b>   |    | <b>356.96*</b>   | <b>-</b>                               | <b>268.53*</b>                       | <b>19.30</b>                                 | <b>69.14</b>             | <b>69.14</b>  | <b>-</b> |
| <b>6 - Direct job creation</b>  |    |  |  |                                      |  |                          |               |          |
| 6.2   | 1  | [Component] New Deal for 18-24 - Voluntary sector & Environment Task Force options |  | 186.90*                              | 50.74*                                       | 65.36*                   | 70.79*        | -        |
| <b>Total category 6 - Direct job creation</b>   |    | <b>186.90*</b>   | <b>50.74*</b>                          | <b>65.36*</b>                        | <b>70.79*</b>                                | <b>-</b>                 | <b>-</b>      | <b>-</b> |
| <b>7 - Start-up incentives</b>  |    |  |  |                                      |  |                          |               |          |
| 7   | 36 | Youth enterprise initiative (YEI)  |  | 9.65*                                | 9.65*  | -                        | -             | -        |
| <b>Total category 7 - Start-up incentives</b>   |    | <b>9.65*</b>   | <b>9.65*</b>                           | <b>-</b>                             | <b>-</b>                                     | <b>-</b>                 | <b>-</b>      | <b>-</b> |



### B.3.15 LMP expenditure by measure and by type of action: United Kingdom, 2000

*Euro (millions)*


|  Category, measure number and name | 18.1<br>Total   | 18.2<br>Transfers<br>to<br>individuals | 18.3<br>Transfers<br>to<br>employers | 18.4<br>Transfers<br>to service<br>providers | 18.5<br>Not<br>specified | Notes |
|---|-----------------|--|--------------------------------------|--|--------------------------|-------|
| <b>8 - Out-of-work income maintenance and support</b>   |                 |  |                                      |  |                          |       |
| 8.1 3 Jobseeker's allowance (JSA): payments   | 6,721.16        | 6,721.16                               | -                                    | -  | -                        |       |
| <b>Total category 8 - Out-of-work income maintenance and support</b>  | <b>6,721.16</b> | <b>6,721.16</b>                        | -                                    | -  | -                        |       |
| <b>9 - Early retirement</b>   |                 |  |                                      |  |                          |       |
| 9   |                 |  |                                      |  |                          |       |
| <b>Total category 9 - Early retirement</b>  | -               | -                                      | -                                    | -  | -                        |       |
| <b>Mixed measures</b>   |                 |  |                                      |  |                          |       |
| Mixed 11 New Deal for Lone Parents (NDLP)   | 69.14           | :                                      | :                                    | :  | 69.14                    |       |
| 37 New Deal 50+   | 90.04           | :                                      | :                                    | :  | 90.04                    |       |
| 35 Employment zones   | 115.77          | :                                      | :                                    | :  | 115.77                   |       |
| <b>Total category - Mixed measures</b>  | <b>274.96</b>   | -                                      | -                                    | -  | <b>274.96</b>            |       |

Notes

- 1 Expenditure included under the Gateway component
- 2 Expenditure included under UK-4 Work based training for adults
- 3 Data on apprenticeship (category 2.4) are not considered comparable between countries so aggregates on training should be considered excluding this sub-category.


### B.3.16 LMP expenditure by measure and by type of action: Norway, 2000

Euro (millions)

|  Category, measure number and name |   | 18.1<br>Total | 18.2<br>Transfers<br>to<br>individuals | 18.3<br>Transfers<br>to<br>employers | 18.4<br>Transfers<br>to service<br>providers | 18.5<br>Not<br>specified | Notes    |
|---|---|---------------|--|--------------------------------------|--|--------------------------|----------|
| <b>0 - Public employment services (PES)</b>   |   |               |  |                                      |  |                          |          |
| 0   | 26 Job seekers registered in Public Employment Service        | 208.91        | -                                      | -                                    | 208.91                                       | -                        |          |
| <b>Total category 0 - Public employment services (PES)</b>  |   | <b>208.91</b> | <b>-</b>                               | <b>-</b>                             | <b>208.91</b>                                | <b>-</b>                 |          |
| <b>1 - Intensive counselling and job-search assistance</b>  |   |               |  |                                      |  |                          |          |
| 1   | 4 Job clubs   | 0.08          | 0.08                                   | -                                    | 0.00   | -                        |          |
| <b>Total category 1 - Intensive counselling and job-search assistance</b>   |   | <b>0.08</b>   | <b>0.08</b>                            | <b>-</b>                             | <b>0.00</b>                                  | <b>-</b>                 |          |
| <b>2 - Training</b>   |   |               |  |                                      |  |                          |          |
| 2.1   | 7 Labour Market Training (AMO)                                | 119.64        | 23.20                                  | -                                    | 96.44  | -                        |          |
| 2.2   | 8 Traineeship/sponsorship scheme                              | 16.33         | 16.33                                  | -                                    | -  | -                        |          |
|   | 9 In-house training (BIO)                                     | 18.06         | -                                      | 18.06                                | -  | -                        |          |
| 2.4   | 10 Apprentices in government agencies                         | 0.32          | -                                      | 0.32                                 | -  | -                        |          |
| <b>Total category 2 - Training</b>  |   | <b>154.35</b> | <b>39.53</b>                           | <b>18.38</b>                         | <b>96.44</b>                                 | <b>-</b>                 |          |
| <b>Total category 2 - Training (excl. sub-category 2.4)</b>   |   | <b>154.03</b> | <b>39.53</b>                           | <b>18.06</b>                         | <b>96.44</b>                                 | <b>-</b>                 | <b>1</b> |
| <b>3 - Job rotation and job sharing</b>   |   |               |  |                                      |  |                          |          |
| 3.1   | 12 Temporary substitute places                                | 0.33          | -                                      | 0.33                                 | -  | -                        |          |
| <b>Total category 3 - Job rotation and job sharing</b>  |   | <b>0.33</b>   | <b>-</b>                               | <b>0.33</b>                          | <b>-</b>                                     | <b>-</b>                 |          |
| <b>4 - Employment incentives</b>  |   |               |  |                                      |  |                          |          |
| 4.1   | 5 Mobility promoting grants                                   | 2.00          | 2.00                                   | -                                    | -  | -                        |          |
|   | 6 Wage subsidies to employers                                 | 45.70         | -                                      | 45.70                                | -  | -                        |          |
| <b>Total category 4 - Employment incentives</b>   |   | <b>47.70</b>  | <b>2.00</b>                            | <b>45.70</b>                         | <b>-</b>                                     | <b>-</b>                 |          |
| <b>5 - Integration of the disabled</b>  |   |               |  |                                      |  |                          |          |
| 5.1   | 13 In-house rehabilitation (BIA)                              | 8.43          | -                                      | 8.43                                 | -  | -                        |          |
|   | 18 Integration subsidies                                      | 1.37          | -                                      | 1.37                                 | -  | -                        |          |
|   | 19 Supported employment (AB)                                  | 13.32         | -                                      | 13.32                                | -  | -                        |          |
|   | 23 Sheltered workshops (AMB) phase 1                          | 9.89          | -                                      | 9.89                                 | -  | -                        |          |
| 5.2   | 15 Preparatory job training (AFT)                             | 21.94         | -                                      | 21.94                                | -  | -                        |          |
|   | 20 Sheltered workshops (AMB) phase 3                          | 31.81         | -                                      | 31.81                                | -  | -                        |          |
|   | 24 Sheltered workshops (AMB) phase 2                          | 59.11         | -                                      | 59.11                                | -  | -                        |          |
| 5.3   | 14 Public sector employment for the occupationally disabled   | 26.63         | -                                      | 26.63                                | -  | -                        |          |
|   | 16 Job training groups (ATG)                                  | 2.19          | -                                      | 2.19                                 | -  | -                        |          |
|   | 21 Practice in regular places of work                         | 94.33         | 92.60                                  | 1.73                                 | -  | -                        |          |
|   | 22 Education in regular schools                               | 420.66        | 418.90                                 | 1.76                                 | -  | -                        |          |
| <b>Total category 5 - Integration of the disabled</b>   |   | <b>689.68</b> | <b>511.50</b>                          | <b>178.18</b>                        | <b>-</b>                                     | <b>-</b>                 |          |
| <b>6 - Direct job creation</b>  |   |               |  |                                      |  |                          |          |
| 6.2   | 11 Temporary public employment (KAJA)                         | -             | -                                      | -                                    | -  | -                        | 2        |
| <b>Total category 6 - Direct job creation</b>   |   | <b>-</b>      | <b>-</b>                               | <b>-</b>                             | <b>-</b>                                     | <b>-</b>                 |          |
| <b>7 - Start-up incentives</b>  |   |               |  |                                      |  |                          |          |
| 7   | 25 Start your own business                                    | 4.41          | 4.41                                   | -                                    | -  | -                        |          |
| <b>Total category 7 - Start-up incentives</b>   |   | <b>4.41</b>   | <b>4.41</b>                            | <b>-</b>                             | <b>-</b>                                     | <b>-</b>                 |          |
| <b>8 - Out-of-work income maintenance and support</b>   |   |               |  |                                      |  |                          |          |
| 8.1   | 1 [Component] Unemployment benefits - Unemployment insurance  | 757.88        | 757.88                                 | -                                    | -  | -                        |          |
|   | 17 Special rehabilitation measure (SPA)                       | 10.78         | -                                      | 10.78                                | -  | -                        |          |
|   | 27 Payments for occupational rehabilitation between measures  | 139.48        | 139.48                                 | -                                    | -  | -                        |          |
| 8.5   | 1 [Component] Unemployment benefits - Bankruptcy compensation | 2.45          | 2.45                                   | -                                    | -  | -                        |          |
| <b>Total category 8 - Out-of-work income maintenance and support</b>  |   | <b>910.59</b> | <b>899.82</b>                          | <b>10.78</b>                         | <b>-</b>                                     | <b>-</b>                 |          |

**B.3.16 LMP expenditure by measure and by type of action: Norway, 2000**

*Euro (millions)*

|  Category, measure number and name | 18.1<br>Total | 18.2<br>Transfers<br>to<br>individuals | 18.3<br>Transfers<br>to<br>employers | 18.4<br>Transfers<br>to service<br>providers | 18.5<br>Not<br>specified | Notes |
|---|---------------|--|--------------------------------------|--|--------------------------|-------|
| <b>9 - Early retirement</b><br>9  |               |  |                                      |  |                          |       |
| <b>Total category 9 - Early retirement</b>  | -             | -                                      | -                                    | -  | -                        | -     |

Notes

- 1 Data on apprenticeship (category 2.4) are not considered comparable between countries so aggregates on training should be considered excluding this sub-category.
- 2 Measure not used in 2000

## **C PARTICIPANTS**

## C.1 LMP stocks by type of action

### C.1.1 LMP stocks by category, 2000

#### i. Categories 2-7<sup>1,2</sup>

|  | Number of participants |                |                  |                |                  |                  |                |                  |                  |                  |                  |                  |               |                |                  |                  |               |
|--|------------------------|----------------|------------------|----------------|------------------|------------------|----------------|------------------|------------------|------------------|------------------|------------------|---------------|----------------|------------------|------------------|---------------|
|  | B                      | DK             | D <sup>3</sup>   | EL             | E                | F                | IRL            | I                | L                | NL               | A                | P                | FIN           | S              | UK <sup>4</sup>  | EU-15            | NO            |
| 2 Training (excl. sub-category 2.4)    | 83,603                 | 39,823         | 530,859          | 85,214         | 12,088           | 22,044           | -              | -                | -                | -                | -                | -                | 43,297        | 220,130        | 56,322           | -                | 9,444         |
| 3 Job rotation and job sharing         | 99,629                 | -              | -                | -              | 35,141           | -                | -              | -                | 128              | 47               | -                | -                | 9,199         | 6,772          | -                | -                | 24            |
| 4 Employment incentives                | 118,575                | 34,934         | 134,704          | 81,799         | 2,174,516        | 651,107          | 38,191         | -                | 123,344          | -                | -                | -                | 16,008        | 50,558         | 18,678           | -                | 3,325         |
| 5 Integration of the disabled          | 27,314                 | 46,887         | 154,615          | 9,948          | 97,857           | 460              | 11,996         | -                | 92,101           | -                | -                | -                | 10,156        | 81,377         | -                | -                | 35,557        |
| 6 Direct job creation                  | 115,917                | 2,226          | 313,358          | -              | -                | 515,688          | 36,662         | 119,520          | -                | -                | -                | -                | 14,476        | 5,976          | 13,764           | -                | -             |
| 7 Start-up incentives                  | 856                    | 571            | 41,260           | 18,540         | -                | 28,102           | 4,503          | -                | -                | 570              | -                | -                | 1,897         | 8,537          | -                | -                | 498           |
| <b>Total categories 2-7</b>            | <b>445,894</b>         | <b>124,441</b> | <b>1,174,796</b> | <b>195,501</b> | <b>2,333,255</b> | <b>1,174,796</b> | <b>101,860</b> | <b>1,174,796</b> | <b>1,174,796</b> | <b>1,174,796</b> | <b>1,174,796</b> | <b>1,174,796</b> | <b>95,033</b> | <b>373,350</b> | <b>1,174,796</b> | <b>1,174,796</b> | <b>48,848</b> |
| 2.4 Special support for apprenticeship | -                      | 8,143          | 182,899          | 20,285         | -                | 367,254          | 2,802          | 458,274          | 160,000          | -                | 5,864            | 6,150            | -             | -              | 333,531          | -                | 3             |

1 Some of these values may be estimated (or include estimated values) or be subject to relevant comments. Refer to the detailed country tables in section C.3.

2 Data for sub-category 2.4 are considered to be non-comparable between countries and are therefore treated separately (see section A.2).

3 In Germany the Immediate Action Programme to counter youth unemployment includes actions from more than one category but a breakdown of participants by category is not currently available. Totals for categories 2-7 are therefore understated by up to 76661 participants. Moreover, the totals by category are inconsistent with those for expenditure because the amounts spent on the different actions for this measure are known and have been allocated by category. See tables B.3.3 and C.3.3 for details.

4 The UK system includes several mixed measures with actions from more than one category and where a breakdown of participants by category is not available. Totals for some of categories 2-7 may therefore be understated.


#### ii. Categories 8-9<sup>1</sup>

|  | Number of participants |                |                  |                |                  |                |                |                |                |                |                |               |                |                |                  |                  |               |
|--|------------------------|----------------|------------------|----------------|------------------|----------------|----------------|----------------|----------------|----------------|----------------|---------------|----------------|----------------|------------------|------------------|---------------|
|  | B                      | DK             | D                | EL             | E                | F              | IRL            | I              | L              | NL             | A              | P             | FIN            | S              | UK               | EU-15            | NO            |
| 8 Out-of-work income maintenance and support | 492,732                | 160,751        | 3,272,977        | 274,650        | 1,039,699        | 2,135,427      | 142,211        | -              | -              | 633,700        | 194,295        | -             | 292,332        | 375,065        | 1,056,908        | -                | 75,420        |
| 9 Early retirement                           | 115,570                | 87,434         | 35,715           | -              | -                | 197,828        | 11,888         | 165,281        | -              | -              | 14,786         | -             | 50,900         | 11,625         | -                | -                | -             |
| <b>Total categories 8-9</b>                  | <b>608,302</b>         | <b>248,185</b> | <b>3,308,692</b> | <b>274,650</b> | <b>2,333,255</b> | <b>154,099</b> | <b>165,281</b> | <b>165,281</b> | <b>165,281</b> | <b>633,700</b> | <b>209,081</b> | <b>14,786</b> | <b>343,232</b> | <b>386,690</b> | <b>1,056,908</b> | <b>1,056,908</b> | <b>75,420</b> |

1 Some of these values may be estimated (or include estimated values) or be subject to relevant comments. Refer to the detailed country tables in section C.3.


## C.1.2 Share of LMP stocks by category, 2000

### i. Categories 2-7<sup>1</sup>

|  | % total stock in categories 2-7 |              |              |              |          |          |              |          |          |          |          |          |              |              |          |          |              |
|---|---------------------------------|--------------|--------------|--------------|----------|----------|--------------|----------|----------|----------|----------|----------|--------------|--------------|----------|----------|--------------|
|   | B                               | DK           | D            | EL           | E        | F        | IRL          | I        | L        | NL       | A        | P        | FIN          | S            | UK       | EU-15    | NO           |
| 2 Training (excl. sub-category 2.4)   | 18.7                            | 32.0         | 45.2         | 43.6         | :        | :        | 21.6         | :        | :        | :        | :        | :        | 45.6         | 59.0         | :        | :        | 19.3         |
| 3 Job rotation and job sharing  | 22.3                            | -            | -            | -            | :        | :        | -            | :        | :        | :        | :        | :        | 9.7          | 1.8          | :        | :        | 0.0          |
| 4 Employment incentives   | 26.6                            | 28.1         | 11.5         | 41.8         | :        | :        | 37.5         | :        | :        | :        | :        | :        | 16.8         | 13.5         | :        | :        | 6.8          |
| 5 Integration of the disabled   | 6.1                             | 37.7         | 13.2         | 5.1          | :        | :        | 0.5          | :        | :        | :        | :        | :        | 10.7         | 21.8         | :        | :        | 72.8         |
| 6 Direct job creation   | 26.0                            | 1.8          | 26.7         | -            | :        | :        | 36.0         | :        | :        | :        | :        | :        | 15.2         | 1.6          | :        | :        | -            |
| 7 Start-up incentives   | 0.2                             | 0.5          | 3.5          | 9.5          | :        | :        | 4.4          | :        | :        | :        | :        | :        | 2.0          | 2.3          | :        | :        | 1.0          |
| <b>Total categories 2-7</b>   | <b>100.0</b>                    | <b>100.0</b> | <b>100.0</b> | <b>100.0</b> | <b>:</b> | <b>:</b> | <b>100.0</b> | <b>:</b> | <b>:</b> | <b>:</b> | <b>:</b> | <b>:</b> | <b>100.0</b> | <b>100.0</b> | <b>:</b> | <b>:</b> | <b>100.0</b> |

<sup>1</sup> Refer to footnotes to table C.1.1.i for comments on data by category and/or by country.

### ii. Categories 8-9<sup>1</sup>

|  | % total stock in categories 8-9 |              |              |              |          |          |              |          |          |              |              |          |              |              |              |          |              |
|---|---------------------------------|--------------|--------------|--------------|----------|----------|--------------|----------|----------|--------------|--------------|----------|--------------|--------------|--------------|----------|--------------|
|   | B                               | DK           | D            | EL           | E        | F        | IRL          | I        | L        | NL           | A            | P        | FIN          | S            | UK           | EU-15    | NO           |
| 8 Out-of-work income maintenance and support  | 81.0                            | 64.8         | 98.9         | 100.0        | :        | :        | 92.3         | :        | :        | 100.0        | 92.9         | :        | 85.2         | 97.0         | 100.0        | :        | 100.0        |
| 9 Early retirement  | 19.0                            | 35.2         | 1.1          | -            | :        | :        | 7.7          | :        | :        | -            | 7.1          | :        | 14.8         | 3.0          | -            | :        | -            |
| <b>Total categories 8-9</b>   | <b>100.0</b>                    | <b>100.0</b> | <b>100.0</b> | <b>100.0</b> | <b>:</b> | <b>:</b> | <b>100.0</b> | <b>:</b> | <b>:</b> | <b>100.0</b> | <b>100.0</b> | <b>:</b> | <b>100.0</b> | <b>100.0</b> | <b>100.0</b> | <b>:</b> | <b>100.0</b> |

<sup>1</sup> Refer to footnotes to table C.1.1.ii for comments on data by category and/or by country.

## C.2 LMP entrants by type of action

### C.2.1 LMP entrants by category, 2000

#### i. Categories 2-7<sup>1,2</sup>

|  | Number of participants |       |                    |    |                    |         |        |       |       |           |                  |         |       |   |                 |       |          |
|--|------------------------|-------|--------------------|----|--------------------|---------|--------|-------|-------|-----------|------------------|---------|-------|---|-----------------|-------|----------|
|  | B                      | DK    | D <sup>3</sup>     | EL | E                  | F       | IRL    | I     | L     | NL        | A                | P       | FIN   | S | UK <sup>4</sup> | EU-15 | NO       |
| 2 Training (excl. sub-category 2.4)    |                        |       | : 1,284,010        |    | : 387,507          | 727,282 |        |       |       | : 273,741 | 39,548           | 129,178 |       |   | : 160,022       |       | : 44,953 |
| 3 Job rotation and job sharing         |                        |       | -                  | -  | 28,541             | -       | -      | -     | -     | 16        | 131              | 16,110  |       |   | -               |       | 56       |
| 4 Employment incentives                |                        |       | : 312,972          |    | 733,587            | 593,668 |        | 1,776 |       | 65,517    |                  | 29,334  |       |   | 58,367          |       |          |
| 5 Integration of the disabled          |                        |       | : 144,735          |    | 45,835             |         |        | 840   | 6,513 | 24,062    |                  |         |       |   |                 |       | 45,871   |
| 6 Direct job creation                  |                        | 1,509 | 361,073            | -  | 235,661            | 610,705 | 50,190 |       |       | 9,351     | 31,465           | 30,013  |       |   | 68,867          |       | -        |
| 7 Start-up incentives                  |                        | 135   | 92,604             |    | 39,819             | 44,715  |        | 11    | -     | 1,719     | 4,425            | 13,388  |       |   |                 |       | 1,151    |
| <b>Total categories 2-7</b>            |                        |       | : <b>2,195,394</b> |    | : <b>1,470,950</b> |         |        |       |       |           | : <b>374,406</b> |         |       |   |                 |       |          |
| 2.4 Special support for apprenticeship | -                      |       | : 199,431          |    | -                  | 237,876 |        |       | 1,461 |           | 8,380            | 8,184   | 5,782 |   | 300,700         |       | 3        |

56

- 1 Some of these values may be estimated (or include estimated values) or be subject to relevant comments. Refer to the detailed country tables in section C.3.
- 2 Data for sub-category 2.4 are considered to be non-comparable between countries and are therefore treated separately (see section A.2).
- 3 In Germany the Immediate Action Programme to counter youth unemployment includes actions from more than one category but a breakdown of participants by category is not available. Totals for categories 2-7 are therefore understated by up to 115419 participants. Moreover, the totals by category are not consistent with those for expenditure because the amounts spent on the different actions for this measure are known and have been allocated by category. See tables B.3.3 and C.3.3 for details.
- 4 The UK system includes several mixed measures with actions from more than one category and where a breakdown of participants by category is not available. Totals for some of categories 2-7 may therefore be understated.

#### ii. Categories 8-9<sup>1</sup>

|  | Number of participants |    |                    |           |                    |        |                  |       |        |    |   |   |                  |         |                    |       |    |
|--|------------------------|----|--------------------|-----------|--------------------|--------|------------------|-------|--------|----|---|---|------------------|---------|--------------------|-------|----|
|  | B                      | DK | D                  | EL        | E                  | F      | IRL              | I     | L      | NL | A | P | FIN              | S       | UK                 | EU-15 | NO |
| 8 Out-of-work income maintenance and support |                        |    | : 443,453          | 5,967,520 | : 3,011,849        |        | 206,369          |       | 11,582 |    |   |   | 703,513          | 586,514 | 2,720,407          |       |    |
| 9 Early retirement                           |                        |    | : 30,091           |           | 7,154              | 56,498 | 12,521           | 9,182 |        | -  |   |   | 11,671           |         | -                  |       | -  |
| <b>Total categories 8-9</b>                  |                        |    | : <b>5,997,611</b> |           | : <b>3,019,003</b> |        | : <b>218,890</b> |       |        |    |   |   | : <b>715,184</b> |         | : <b>2,720,407</b> |       |    |

- 1 Some of these values may be estimated (or include estimated values) or be subject to relevant comments. Refer to the detailed country tables in section C.3.

## C.2.2 Share of LMP entrants by category, 2000

### i. Categories 2-7<sup>1</sup>

| eurostat                            | % total stock in categories 2-7 |    |              |    |              |   |     |   |   |    |              |   |     |   |    |       |    |
|-------------------------------------|---------------------------------|----|--------------|----|--------------|---|-----|---|---|----|--------------|---|-----|---|----|-------|----|
|                                     | B                               | DK | D            | EL | E            | F | IRL | I | L | NL | A            | P | FIN | S | UK | EU-15 | NO |
| 2 Training (excl. sub-category 2.4) | :                               | :  | 58.5         | :  | 26.3         | : | :   | : | : | :  | 73.1         | : | :   | : | :  | :     | :  |
| 3 Job rotation and job sharing      | :                               | :  | -            | :  | 1.9          | : | :   | : | : | :  | 0.0          | : | :   | : | :  | :     | :  |
| 4 Employment incentives             | :                               | :  | 14.3         | :  | 49.9         | : | :   | : | : | :  | 17.5         | : | :   | : | :  | :     | :  |
| 5 Integration of the disabled       | :                               | :  | 6.6          | :  | 3.1          | : | :   | : | : | :  | 6.4          | : | :   | : | :  | :     | :  |
| 6 Direct job creation               | :                               | :  | 16.4         | :  | 16.0         | : | :   | : | : | :  | 2.5          | : | :   | : | :  | :     | :  |
| 7 Start-up incentives               | :                               | :  | 4.2          | :  | 2.7          | : | :   | : | : | :  | 0.5          | : | :   | : | :  | :     | :  |
| <b>Total categories 2-7</b>         | :                               | :  | <b>100.0</b> | :  | <b>100.0</b> | : | :   | : | : | :  | <b>100.0</b> | : | :   | : | :  | :     | :  |

1 Refer to footnotes to table C.2.1.i for comments on data by category and/or by country.

### ii. Categories 8-9<sup>1</sup>

| eurostat                                     | % total stock in categories 2-7 |    |              |    |              |   |              |   |   |    |   |   |              |   |              |       |    |
|--|---------------------------------|----|--------------|----|--------------|---|--------------|---|---|----|---|---|--------------|---|--------------|-------|----|
|  | B                               | DK | D            | EL | E            | F | IRL          | I | L | NL | A | P | FIN          | S | UK           | EU-15 | NO |
| 8 Out-of-work income maintenance and support | :                               | :  | 99.5         | :  | 99.8         | : | 94.3         | : | : | :  | : | : | 98.4         | : | 100.0        | :     | :  |
| 9 Early retirement                           | :                               | :  | 0.5          | :  | 0.2          | : | 5.7          | : | : | :  | : | : | 1.6          | : | -            | :     | :  |
| <b>Total categories 8-9</b>                  | :                               | :  | <b>100.0</b> | :  | <b>100.0</b> | : | <b>100.0</b> | : | : | :  | : | : | <b>100.0</b> | : | <b>100.0</b> | :     | :  |

1 Refer to footnotes to table C.2.1.ii for comments on data by category and/or by country.



### C.3.1 LMP participants by measure and by type of action: Belgique/België, 2000

|   | Category, measure number and name | Number of participants   |                |           |         |          |       |        |          |       |       |          |                |        |          |
|---|-----------------------------------|--|----------------|-----------|---------|----------|-------|--------|----------|-------|-------|----------|----------------|--------|----------|
|   |                                   | Men and women  |                |           |         |          |       | Women  |          |       |       |          |                |        |          |
|   |                                   | Total  |                | Under 25s |         | Total    |       | Total  |          | Total |       | Total    |                |        |          |
|   |                                   | Stock  | Entrants       | Exits     | Stock   | Entrants | Exits | Stock  | Entrants | Exits | Stock | Entrants | Exits          |        |          |
| <b>0 - Public employment services (PES)</b>                               |                                   |  |                |           |         |          |       |        |          |       |       |          |                |        |          |
| 0   | 1                                 | Public employment services (Fed, RF, RW, RBC)                                  | 474,427        | :         | :       | :        | :     | :      | :        | :     | :     | :        | 265,768        | :      | 1        |
| <b>Total category 0 - Public employment services (PES)</b>                |                                   |  | <b>474,427</b> | :         | :       | :        | :     | :      | :        | :     | :     | :        | <b>265,768</b> | :      |          |
| <b>1 - Intensive counselling and job-search assistance</b>                |                                   |  |                |           |         |          |       |        |          |       |       |          |                |        |          |
| 1   | 12                                | Vocational integration (RW, RBC)   | 90,435         | :         | :       | :        | :     | :      | :        | :     | :     | :        | :              | :      |          |
| 25  |                                   | Active jobsearch workshop (RW, RBC, RF)  | 460            | 17,604    | :       | :        | :     | :      | :        | :     | :     | :        | :              | :      |          |
| 30  |                                   | Regional employment missions (RW)  | 1,024          | :         | :       | :        | :     | :      | :        | :     | :     | :        | :              | :      |          |
| 46  |                                   | Insertion plan for young people (RW)   | 8,338          | :         | :       | :        | :     | :      | :        | :     | :     | :        | 3,681          | :      | 2        |
| 48  |                                   | Partnership for the reception of jobseekers not registered in ORBEM (RBC)      | :              | 348       | :       | 123      | :     | :      | :        | :     | :     | :        | :              | :      |          |
| 50  |                                   | Partnership for childcare for jobseekers (RBC)                                 | :              | 211       | :       | :        | :     | :      | :        | :     | :     | :        | :              | :      |          |
| 51  |                                   | Jobseekers insertion towards the first job agreement                           | 2,509          | :         | 2,509   | :        | :     | :      | :        | :     | :     | :        | 1,305          | :      |          |
| 54  |                                   | Pathway to work (RF)   | 61,593         | :         | :       | :        | :     | :      | :        | :     | :     | :        | 33,310         | :      |          |
| <b>Total category 1 - Intensive counselling and job-search assistance</b> |                                   |  | :              | :         | :       | :        | :     | :      | :        | :     | :     | :        | :              | :      |          |
| <b>2 - Training</b>   |                                   |  |                |           |         |          |       |        |          |       |       |          |                |        |          |
| 2.1   | 3                                 | Encouraging the unemployed to resume studying (Fed)                            | 11,355         | :         | :       | :        | :     | :      | :        | :     | :     | :        | 7,558          | :      |          |
| 40  |                                   | Vocational training (RF)   | 16,233         | :         | 54,615  | :        | :     | 15,422 | :        | :     | :     | :        | 8,928          | 29,399 |          |
| 41  |                                   | Vocational training (RW)   | 9,731          | :         | :       | :        | :     | :      | :        | :     | :     | :        | 3,939          | :      |          |
| 42  |                                   | Vocational training (RBC)  | 2,082          | 6,205     | 5,805   | 1,656    | 1,649 | :      | :        | :     | :     | 1,132    | 3,094          | 2,843  |          |
| 43  |                                   | Vocational training (Fed)  | -              | -         | -       | -        | -     | -      | -        | -     | -     | -        | -              | -      | 3        |
| 44  |                                   | Vocational training (CG)   | 252*           | :         | :       | :        | :     | :      | :        | :     | :     | :        | 153*           | :      | 2        |
| 7   |                                   | Support for the creation, extension and restructuring of enterprises (RW, RBC) | 2,622          | :         | :       | :        | :     | :      | :        | :     | :     | :        | :              | :      |          |
| 13  |                                   | Training and integration contract (RW)   | 7,363          | :         | :       | :        | :     | :      | :        | :     | :     | 1,993    | :              | :      |          |
| 29  |                                   | Tutorial (RBC)   | 19             | 23        | 13      | 17       | 7     | :      | :        | :     | :     | 4        | :              | :      |          |
| 8   |                                   | Alternance training (Fed)  | 22,096         | :         | 22,096* | :        | :     | :      | :        | :     | :     | 6,961    | :              | :      |          |
| 9   |                                   | Alternance training and springboard projects (CFI)                             | 9,275          | :         | :       | :        | :     | :      | :        | :     | :     | 2,773    | :              | :      |          |
| 10  |                                   | Alternance training (RW)   | 2,575          | :         | 2,559   | :        | :     | :      | :        | :     | :     | 612      | :              | :      |          |
| <b>Total category 2 - Training</b>  |                                   |  | <b>83,603*</b> | :         | :       | :        | :     | :      | :        | :     | :     | :        | :              | :      | <b>4</b> |
| <b>Total category 2 - Training (excl. sub-category 2.4)</b>               |                                   |  | <b>83,603*</b> | :         | :       | :        | :     | :      | :        | :     | :     | :        | :              | :      |          |
| <b>3 - Job rotation and job sharing</b>                                   |                                   |  |                |           |         |          |       |        |          |       |       |          |                |        |          |
| 3.1   | 32                                | Promoting reintegration of the unemployed through redistribution of work (RF)  | 2,335          | :         | :       | :        | :     | :      | :        | :     | :     | :        | 1,824          | :      |          |
| Mixed   | 15                                | Career break (Fed, RF)   | 97,294         | :         | :       | :        | :     | :      | :        | :     | :     | :        | 82,275         | :      |          |
| <b>Total category 3 - Job rotation and job sharing</b>                    |                                   |  | <b>99,629</b>  | :         | :       | :        | :     | :      | :        | :     | :     | :        | <b>84,099</b>  | :      |          |

### C.3.1 LMP participants by measure and by type of action: Belgique/België, 2000

|  | Category, measure number and name | Men and women  |                |       |       |          |           |       |          |        |       | Number of participants |       |       |
|--|-----------------------------------|--|----------------|-------|-------|----------|-----------|-------|----------|--------|-------|------------------------|-------|-------|
|  |                                   | Total  |                |       |       |          | Under 25s |       |          |        |       | Women                  |       |       |
|  |                                   | Entrants   |                | Exits |       | Stock    | Entrants  |       | Exits    |        | Stock | Entrants               |       | Exits |
|  |                                   | Stock  | Entrants       | Exits | Stock | Entrants | Exits     | Stock | Entrants | Exits  | Stock | Entrants               | Exits | Notes |
| <b>4 - Employment incentives</b>       |                                   |  |                |       |       |          |           |       |          |        |       |                        |       |       |
| 4                                      | 39                                | Part-time workers receiving income guarantee allowance                 | 36,103         | :     | :     | :        | :         | :     | :        | :      | :     | :                      | :     | :     |
| 4.1                                    | 16                                | Recruitment subsidy (RBC)  | 216            | 224   | :     | 114      | 116       | :     | :        | 27,403 | :     | :                      | :     | :     |
| 17                                     |                                   | Recruitment of unemployed persons by SMEs (RW, RBC)                    | 613            | :     | :     | :        | :         | :     | :        | 93     | 98    | :                      | :     | :     |
| 22                                     |                                   | Plan +1, +2, +3 (Fed)  | 28,074         | :     | :     | :        | :         | :     | :        | 12,338 | :     | :                      | :     | :     |
| 23                                     |                                   | Recruitment benefits (Fed)   | 30,153         | :     | :     | :        | :         | :     | :        | 14,690 | :     | :                      | :     | :     |
| 24                                     |                                   | Employment agreements (Fed)  | 3,465          | :     | :     | :        | :         | :     | :        | 868    | :     | :                      | :     | :     |
| 26                                     |                                   | Relocation allowances for the unemployed (RBC)                         | -              | -     | -     | -        | -         | -     | -        | -      | -     | -                      | 5     |       |
| 28                                     |                                   | Transition-to-work subsidy (RBC)                                       | 106            | 120   | :     | 87       | 98        | :     | :        | 43     | 48    | :                      | :     |       |
| 35                                     |                                   | Traineeships for young people (Fed)                                    | 1,536          | :     | :     | :        | :         | :     | :        | 632    | :     | :                      | :     |       |
| 47                                     |                                   | First job agreement  | 18,309         | :     | :     | :        | :         | :     | :        | :      | :     | :                      | 2,6   |       |
|  |                                   | <b>Total category 4 - Employment incentives</b>                        | <b>118,575</b> | :     | :     | :        | :         | :     | :        | :      | :     | :                      | :     | :     |
| <b>5 - Integration of the disabled</b> |                                   |  |                |       |       |          |           |       |          |        |       |                        |       |       |
| 5                                      | 36                                | Work and rehabilitation for disabled persons (RF, RW, RBC)             | 27,314         | :     | :     | :        | :         | :     | :        | :      | :     | :                      | :     | :     |
| 5.3                                    | 49                                | Socio-vocational guidance service: social consultations (RBC)          | n.r.           | 657   | :     | n.r.     | 195       | :     | :        | n.r.   | 318   | :                      | :     |       |
|  |                                   | <b>Total category 5 - Integration of the disabled</b>                  | <b>27,314</b>  | :     | :     | :        | :         | :     | :        | :      | :     | :                      | :     | :     |
| <b>6 - Direct job creation</b>         |                                   |  |                |       |       |          |           |       |          |        |       |                        |       |       |
| 6.1                                    | 14                                | Third working circuit (RF, RW, RBC)                                    | 20,077         | :     | :     | :        | :         | :     | :        | :      | :     | :                      | :     | :     |
| 18                                     |                                   | Subsided contractors (RF, RW, RBC)                                     | 70,803         | :     | :     | :        | :         | :     | :        | 39,796 | :     | :                      | :     | :     |
| 19                                     |                                   | Promoting employment in the non-market sector - FBI (Fed, RF, RW, RBC) | 6,194          | :     | :     | :        | :         | :     | :        | 4,227  | :     | :                      | :     | :     |
| 6.2                                    | 21                                | Local employment agencies (Fed)  | 15,583         | :     | :     | :        | :         | :     | :        | 13,866 | :     | :                      | :     | :     |
| 27                                     |                                   | Transition-to-work scheme (RF)   | 3,260          | :     | :     | :        | :         | :     | :        | 2,076  | :     | :                      | :     | :     |
| 52                                     |                                   | First job agreement in projects of public interest (RBC)               | n.r.           | 36    | :     | n.r.     | :         | :     | :        | n.r.   | 17    | :                      | :     |       |
|  |                                   | <b>Total category 6 - Direct job creation</b>                          | <b>115,917</b> | :     | :     | :        | :         | :     | :        | :      | :     | :                      | :     | :     |
| <b>7 - Start-up incentives</b>         |                                   |  |                |       |       |          |           |       |          |        |       |                        |       |       |
| 7                                      | 34                                | Loans for unemployed persons (Fed)                                     | 336            | :     | :     | :        | :         | :     | :        | 149    | :     | :                      | 6     |       |
| 45                                     |                                   | Support for the creation and management of enterprises (RBC)           | 339            | :     | 317   | 45       | 43        | :     | :        | 137    | :     | 137                    | 2     |       |
| 53                                     |                                   | SME Creation (RW)  | 181*           | 723   | :     | :        | :         | :     | :        | :      | :     | :                      | :     |       |
|  |                                   | <b>Total category 7 - Start-up incentives</b>                          | <b>856*</b>    | :     | :     | :        | :         | :     | :        | :      | :     | :                      | :     | :     |

### C.3.1 LMP participants by measure and by type of action: Belgique/België, 2000

| Category, measure number and name                                       | Number of participants |          |           |               |          |          |                |          |          |       |          |       |
|---|------------------------|----------|-----------|---------------|----------|----------|----------------|----------|----------|-------|----------|-------|
|   | Men and women          |          |           |               |          |          | Women          |          |          |       |          |       |
|   | Total                  |          | Under 25s |               | Total    |          | Total          |          | Total    |       | Total    |       |
|   | Stock                  | Entrants | Exits     | Stock         | Entrants | Exits    | Stock          | Entrants | Exits    | Stock | Entrants | Exits |
| <b>8 - Out-of-work income maintenance and support</b>                   |                        |          |           |               |          |          |                |          |          |       |          |       |
| 8.1 37 [Component] Unemployment benefit (Fed) - Full UB                 | 475,164                | :        | :         | 51,524        | :        | :        | 197,670        | :        | :        |       |          |       |
| 8.2 37 [Component] Unemployment benefit (Fed) - Partial UB              | 17,568                 | :        | :         | 1,836         | :        | :        | 4,582          | :        | :        |       |          |       |
| 8.5 37 [Component] Unemployment benefit (Fed) - Bankruptcy compensation | n.r.                   | 23,021   | 23,021    | n.r.          | :        | :        | n.r.           | :        | :        |       |          |       |
| <b>Total category 8 - Out-of-work income maintenance and support</b>    | <b>492,732</b>         | <b>:</b> | <b>:</b>  | <b>53,360</b> | <b>:</b> | <b>:</b> | <b>202,252</b> | <b>:</b> | <b>:</b> |       |          |       |
| <b>9 - Early retirement</b>   |                        |          |           |               |          |          |                |          |          |       |          |       |
| 9.1 38 Early retirement by collective agreement (Fed)                   | 115,570                | :        | :         | :             | :        | :        | 13,510         | :        | :        |       |          | 7     |
| <b>Total category 9 - Early retirement</b>                              | <b>115,570</b>         | <b>:</b> | <b>:</b>  | <b>:</b>      | <b>:</b> | <b>:</b> | <b>13,510</b>  | <b>:</b> | <b>:</b> |       |          |       |

#### Notes

- 1 Data refer to unemployed jobseekers.
- 2 New measure in 2000.
- 3 The number of participants is not known but all of them would be double-counted with measures B-40 to B-42 and therefore would not affect the category total.
- 4 Data on apprenticeship (category 2.4) are not considered comparable between countries so aggregates on training should be considered excluding this sub-category. Here category 2.4 is not reported so the total for training is not affected.
- 5 Measure not used in 2000.
- 6 Stock-year-end figures.
- 7 Around 35% of those taking early retirement through this measure are replaced by an unemployed person.

### C.3.2 LMP participants by measure and by type of action: Denmark, 2000

|  | Category, measure number and name   | Number of participants |          |           |          |        |          |       |          |       |          |        |        |          |
|--|---|------------------------|----------|-----------|----------|--------|----------|-------|----------|-------|----------|--------|--------|----------|
|  |   | Men and women          |          |           |          |        |          | Women |          |       |          |        |        |          |
|  |   | Total                  |          | Under 25s |          | Total  |          | Total |          | Total |          | Total  |        |          |
|  |   | Stock                  | Entrants | Stock     | Entrants | Stock  | Entrants | Stock | Entrants | Stock | Entrants | Stock  | Exits  | Notes    |
| <b>0 - Public employment services (PES)</b>                |   |                        |          |           |          |        |          |       |          |       |          |        |        |          |
| 0  | 5 Public employment service   |                        |          |           |          |        |          |       |          |       |          |        |        |          |
|  | <b>Total category 0 - Public employment services (PES)</b>                | <b>265,478</b>         |          |           |          |        |          |       |          |       |          |        |        |          |
| <b>1 - Intensive counselling and job-search assistance</b> |   |                        |          |           |          |        |          |       |          |       |          |        |        |          |
| 1  | 9 Specially arranged activation   | 8,526                  | 49,375   | 49,053    |          |        |          |       |          |       |          |        |        |          |
|  | 17 Educational and vocational guidance                                    | 3,758                  |          |           | 1,770    | 13,865 | 13,729   |       |          |       | 4,071    | 19,312 | 19,232 | 1        |
|  | <b>Total category 1 - Intensive counselling and job-search assistance</b> | <b>12,284</b>          |          |           |          |        |          |       |          |       |          |        |        |          |
| <b>2 - Training</b>  |   |                        |          |           |          |        |          |       |          |       |          |        |        |          |
| 2.1  | 8 Education and training  | 39,515                 | 95,839   | 103,481   | 3,400    | 9,285  | 9,207    |       |          |       | 26,370   | 59,742 | 65,239 |          |
|  | 16 Training leave from unemployment                                       | 49                     | 239      | 594       | -        | -      | -        |       |          |       | 36       | 157    | 439    |          |
|  | 19 Adult and supplementary training                                       | 182                    | 267      | 273       | -        | -      | -        |       |          |       | 120      | 156    | 175    |          |
|  | 2.2 27 Labour trainee   | 77                     |          |           |          |        |          |       |          |       |          |        |        |          |
|  | 2.4 31 Adult apprenticeship support                                       | 8,143                  |          |           |          |        |          |       |          |       |          |        |        |          |
|  | <b>Total category 2 - Training</b>  | <b>47,966</b>          |          |           |          |        |          |       |          |       |          |        |        |          |
|  | <b>Total category 2 - Training (excl. sub-category 2.4)</b>               | <b>39,823</b>          |          |           |          |        |          |       |          |       |          |        |        | <b>2</b> |
| <b>3 - Job rotation and job sharing</b>                    |   |                        |          |           |          |        |          |       |          |       |          |        |        |          |
| 3  |   |                        |          |           |          |        |          |       |          |       |          |        |        |          |
|  | <b>Total category 3 - Job rotation and job sharing</b>                    | <b>-</b>               |          |           |          |        |          |       |          |       |          |        |        |          |
| <b>4 - Employment incentives</b>                           |   |                        |          |           |          |        |          |       |          |       |          |        |        |          |
| 4.1  | 6 Job training  | 16,100                 | 37,774   | 36,445    | 1,427    | 4,154  | 3,859    |       |          |       | 9,119    | 21,059 | 20,163 |          |
|  | 7 Individual job training   | 18,538                 | 49,596   | 50,466    | 5,206    | 18,523 | 18,391   |       |          |       | 8,793    | 22,090 | 22,319 |          |
|  | 26 Servicejobs  | 296                    |          |           |          |        |          |       |          |       |          |        |        |          |
|  | <b>Total category 4 - Employment incentives</b>                           | <b>34,934</b>          |          |           |          |        |          |       |          |       |          |        |        |          |
| <b>5 - Integration of the disabled</b>                     |   |                        |          |           |          |        |          |       |          |       |          |        |        |          |
| 5  | 30 Support of disabled  | n.s.                   | n.s.     | n.s.      | n.s.     | n.s.   | n.s.     |       |          |       | n.s.     | n.s.   | n.s.   |          |
| 5.2  | 21 Flex jobs  | 8,000*                 |          |           |          |        |          |       |          |       |          |        |        |          |
|  | 22 Light jobs   | 5,400*                 |          |           |          |        |          |       |          |       |          |        |        |          |
| 5.3  | 20 Rehabilitation   | 23,982                 |          |           |          |        |          |       |          |       |          |        |        |          |
|  | 28 Pre-rehabilitation   | 9,505                  |          |           |          |        |          |       |          |       |          |        |        |          |
|  | 29 Unemployment allowance   | n.s.                   | n.s.     | n.s.      | n.s.     | n.s.   | n.s.     |       |          |       | n.s.     | n.s.   | n.s.   |          |
|  | <b>Total category 5 - Integration of the disabled</b>                     | <b>46,887*</b>         |          |           |          |        |          |       |          |       |          |        |        |          |

### C.3.2 LMP participants by measure and by type of action: Denmark, 2000

| Category, measure number and name                                    | Number of participants |                |                |               |            |            |               |            |              |       |          |       |
|--|------------------------|----------------|----------------|---------------|------------|------------|---------------|------------|--------------|-------|----------|-------|
|  | Men and women          |                |                |               |            |            | Women         |            |              |       |          |       |
|  | Total                  |                |                | Under 25s     |            |            | Total         |            |              | Total |          |       |
|  | Stock                  | Entrants       | Exits          | Stock         | Entrants   | Exits      | Stock         | Entrants   | Exits        | Stock | Entrants | Exits |
| <b>6 - Direct job creation</b>                                       |                        |                |                |               |            |            |               |            |              |       |          |       |
| 6.2 11 Pool jobs   | 1,908                  | 869            | 4,519          | 26            | 13         | 54         | 1,213         | 614        | 2,922        |       |          |       |
| 10 Voluntary not paid activities                                     | 318                    | 640            | 681            | 59            | 163        | 157        | 156           | 287        | 314          |       |          |       |
| <b>Total category 6 - Direct job creation</b>                        | <b>2,226</b>           | <b>1,509</b>   | <b>5,200</b>   | <b>85</b>     | <b>176</b> | <b>211</b> | <b>1,369</b>  | <b>901</b> | <b>3,236</b> |       |          |       |
| <b>7 - Start-up incentives</b>                                       |                        |                |                |               |            |            |               |            |              |       |          |       |
| 7 12 Enterprise allowance (insured unemployed)                       | 469                    | 117            | 1,361          | -             | -          | 1          | 234           | 69         | 682          |       |          |       |
| 13 Enterprise allowance (social assistance recipients)               | 102                    | 18             | 250            | -             | 1          | 1          | 27            | 7          | 71           |       |          |       |
| <b>Total category 7 - Start-up incentives</b>                        | <b>571</b>             | <b>135</b>     | <b>1,611</b>   | <b>-</b>      | <b>1</b>   | <b>2</b>   | <b>261</b>    | <b>76</b>  | <b>753</b>   |       |          |       |
| <b>8 - Out-of-work income maintenance and support</b>                |                        |                |                |               |            |            |               |            |              |       |          |       |
| 8.1 2 Social assistance (unemployment)                               | 17,202                 | 63,818         | 64,446         | 4,792         | 27,998     | 27,625     | 8,155         | 29,240     | 29,486       |       |          |       |
| 8.5 25 Wage earners guarantee fund                                   | n.r.                   | 12,103         | 12,103         | n.r.          | :          | :          | n.r.          | :          | :            |       |          |       |
| Mixed 1 Unemployment Insurance                                       | 143,549                | 367,532        | 371,962        | 7,390         | 31,001     | 29,443     | 82,508        | 201,732    | 200,989      |       |          |       |
| <b>Total category 8 - Out-of-work income maintenance and support</b> | <b>160,751</b>         | <b>443,453</b> | <b>448,511</b> | <b>12,182</b> | <b>:</b>   | <b>:</b>   | <b>90,663</b> | <b>:</b>   | <b>:</b>     |       |          |       |
| <b>9 - Early retirement</b>  |                        |                |                |               |            |            |               |            |              |       |          |       |
| 9.2 3 Transitional allowance   | 24,834                 | 552            | 4,917          | -             | -          | -          | 17,190        | 305        | 3,360        |       |          |       |
| 24 Early retirement pay, from unemployment                           | 62,600*                | :              | :              | -             | -          | -          | :             | :          | :            |       |          |       |
| <b>Total category 9 - Early retirement</b>                           | <b>87,434*</b>         | <b>:</b>       | <b>:</b>       | <b>-</b>      | <b>-</b>   | <b>-</b>   | <b>:</b>      | <b>:</b>   | <b>:</b>     |       |          |       |

#### Notes

- 1 Data include activities under the responsibility of the public employment service and of the municipalities. Data published for 1999 and 1998 include only the latter.
- 2 Data on apprenticeship (category 2.4) are not considered comparable between countries so aggregates on training should be considered excluding this sub-category.


### C.3.3 LMP participants by measure and by type of action: Deutschland, 2000

|  | Category, measure number and name  | Number of participants |                  |                   |                |                |                 |                |                |                 |       |          |       | Notes |   |          |
|--|--|------------------------|------------------|-------------------|----------------|----------------|-----------------|----------------|----------------|-----------------|-------|----------|-------|-------|---|----------|
|  |  | Men and women          |                  |                   |                |                |                 | Women          |                |                 |       |          |       |       |   |          |
|  |  | Total                  |                  |                   | Under 25s      |                |                 | Total          |                |                 | Total |          |       |       |   |          |
|  |  | Stock                  | Entrants         | Exits             | Stock          | Entrants       | Exits           | Stock          | Entrants       | Exits           | Stock | Entrants | Exits |       |   |          |
| <b>0 - Public employment services (PES)</b>                |  |                        |                  |                   |                |                |                 |                |                |                 |       |          |       |       |   |          |
| 0  | Job placement  | :                      | :                | 3,517,915         | :              | :              | :               | :              | :              | :               | :     | :        | :     | :     | : | 1        |
| 33   | Apprenticeship placement   | 23,642                 | 770,348          | 746,706           | 23,117         | 754,242        | 731,125         | 12,001         | 381,792        | 369,791         | 2     |          |       |       |   |          |
|  | <b>Total category 0 - Public employment services (PES)</b>                               | :                      | :                | <b>4,264,621</b>  | :              | :              | :               | :              | :              | :               | :     | :        | :     | :     | : |          |
| <b>1 - Intensive counselling and job-search assistance</b> |  |                        |                  |                   |                |                |                 |                |                |                 |       |          |       |       |   |          |
| 1  | Independent measures   | 57,873                 | 345,515          | 339,294           | 14,931         | 77,677         | 76,071          | 26,472         | 157,500        | 153,065         |       |          |       |       |   |          |
| 28   | Involvement of third parties in the placement of unemployment-assistance recipients      | n.r.                   | 2,604            | 2,604             | n.r.           | :              | :               | n.r.           | :              | :               |       |          |       |       |   |          |
| 35   | Counselling and placement assistance   | n.r.                   | 473,245          | 473,245           | n.r.           | 90,126         | 90,126          | n.r.           | 219,477        | 219,477         |       |          |       |       |   |          |
|  | <b>Total category 1 - Intensive counselling and job-search assistance</b>                | <b>57,873</b>          | <b>821,364</b>   | <b>815,143</b>    | <b>14,931</b>  | :              | :               | <b>26,472</b>  | :              | :               |       |          |       |       |   |          |
| <b>2 - Training</b>  |  |                        |                  |                   |                |                |                 |                |                |                 |       |          |       |       |   |          |
| 2.1  | Measures to improve prospects of integration - training measures                         | 47,492                 | 476,672          | 454,577           | 7,125          | 82,547         | 77,991          | 23,928         | 225,444        | 213,190         |       |          |       |       |   |          |
| 11   | Support for vocational preparation training measures for young people                    | 89,388                 | 145,130          | 142,155           | 85,060         | 141,239        | 136,469         | 37,124         | 60,055         | 59,190          |       |          |       |       |   |          |
| 12   | Support for further vocational training  | 351,960                | 551,534          | 474,234           | 34,775         | 66,143         | 46,378          | 183,501        | 271,870        | 235,223         |       |          |       |       |   |          |
| 20   | Subsidies towards measures included in social plans                                      | n.s.                   | 5,552            | n.s.              | n.s.           | n.s.           | n.s.            | n.s.           | n.s.           | n.s.            |       |          |       |       |   |          |
| 26   | Language tuition for new resettlers, persons having right of asylum and quota refugees   | 27,695                 | 59,843           | 56,750            | 4,942          | 11,403         | 10,112          | 13,952         | 30,127         | 28,695          |       |          |       |       |   |          |
| 31   | ESF Federal programme  | 14,324                 | 45,279           | 19,835            | 1,764          | 6,186          | 2,566           | 7,737          | 23,857         | 9,859           |       |          |       |       |   |          |
| 2.4  | Support for vocational training for those with learning difficulties/social disadvantage | 123,906                | 118,050          | 113,366           | 120,912        | 116,165        | 110,154         | 39,006         | 37,779         | 36,413          |       |          |       |       |   |          |
| 34   | Vocational training allowance  | 58,993                 | 81,381           | 81,381*           | 58,993         | 81,381         | 81,381*         | 33,587         | 46,333         | 46,333*         |       |          |       |       |   |          |
|  | <b>Total category 2 - Training</b>   | <b>713,758</b>         | <b>1,483,441</b> | <b>1,342,298*</b> | <b>313,571</b> | <b>505,064</b> | <b>465,051*</b> | <b>338,835</b> | <b>695,465</b> | <b>628,903*</b> |       |          |       |       |   | <b>3</b> |
|  | <b>Total category 2 - Training (excl. sub-category 2.4)</b>                              | <b>530,859</b>         | <b>1,284,010</b> | <b>1,147,551</b>  | <b>133,666</b> | <b>307,518</b> | <b>273,516</b>  | <b>266,242</b> | <b>611,353</b> | <b>546,157</b>  |       |          |       |       |   |          |
| <b>3 - Job rotation and job sharing</b>                    |  |                        |                  |                   |                |                |                 |                |                |                 |       |          |       |       |   |          |
| 3  |  | -                      | -                | -                 | -              | -              | -               | -              | -              | -               |       |          |       |       |   |          |
|  | <b>Total category 3 - Job rotation and job sharing</b>                                   |                        |                  |                   |                |                |                 |                |                |                 |       |          |       |       |   |          |
| <b>4 - Employment incentives</b>                           |  |                        |                  |                   |                |                |                 |                |                |                 |       |          |       |       |   |          |
| 4.1  | Mobility allowances  | n.r.                   | 101,380          | 101,380           | n.r.           | 18,345         | 18,345          | n.r.           | 36,850         | 36,850          |       |          |       |       |   |          |
| 8  | Employee allowance   | 740*                   | 5,913            | 5,913*            | :              | :              | :               | 390*           | 3,123          | 3,123*          |       |          |       |       |   |          |
| 16   | Recruitment subsidy for new businesses   | 11,259                 | 15,164           | 13,290            | 999            | 1,406          | 1,272           | 4,210          | 5,614          | 4,898           |       |          |       |       |   |          |
| 17   | Integration contract   | 152                    | 731              | 763               | 13             | 69             | 64              | 45             | 263            | 273             |       |          |       |       |   |          |
| 18   | Integration subsidies  | 90,536                 | 146,187          | 132,924           | 4,669          | 10,654         | 10,301          | 37,952         | 61,041         | 53,357          |       |          |       |       |   |          |
| 25   | Employment assistance scheme for long-term unemployed                                    | 32,017                 | 43,597           | 35,579            | 763            | 1,051          | 979             | 13,838         | 18,570         | 14,937          |       |          |       |       |   |          |
|  | <b>Total category 4 - Employment incentives</b>  | <b>134,704*</b>        | <b>312,972</b>   | <b>289,849*</b>   | :              | :              | :               | <b>56,435*</b> | <b>125,461</b> | <b>113,438*</b> |       |          |       |       |   |          |

### C.3.3 LMP participants by measure and by type of action: Deutschland, 2000

| Category, measure number and name   | Number of participants |                  |                |               |               |               |                |                |                |          |          |          |
|---|------------------------|------------------|----------------|---------------|---------------|---------------|----------------|----------------|----------------|----------|----------|----------|
|   | Men and women          |                  |                |               |               |               | Women          |                |                |          |          |          |
|   | Total                  |                  |                | Under 25s     |               |               | Total          |                |                | Total    |          |          |
|   | Stock                  | Entrants         | Exits          | Stock         | Entrants      | Exits         | Stock          | Entrants       | Exits          | Stock    | Entrants | Exits    |
| <b>5 - Integration of the disabled</b>  |                        |                  |                |               |               |               |                |                |                |          |          |          |
| 5.1 23 Special incentives for the recruitment and employment of the severely disabled           | 19,764                 | 11,841           | 9,729          | 2,718         | 1,587         | 1,379         | 6,533          | 4,012          | 3,118          |          |          |          |
| 5.3 13 Vocational rehabilitation  | 134,851                | 132,894          | 124,989        | 93,858        | 76,609        | 67,328        | 48,746         | 46,586         | 43,564         |          |          |          |
| <b>Total category 5 - Integration of the disabled</b>   | <b>154,615</b>         | <b>144,735</b>   | <b>134,718</b> | <b>96,576</b> | <b>78,196</b> | <b>68,707</b> | <b>55,279</b>  | <b>50,598</b>  | <b>46,682</b>  |          |          |          |
| <b>6 - Direct job creation</b>  |                        |                  |                |               |               |               |                |                |                |          |          |          |
| 6.2 21 Support for job-creation measures (ABMs)   | 203,602                | 260,079          | 245,429        | 18,380        | 34,238        | 25,962        | 104,409        | 122,540        | 120,668        |          |          |          |
| 22 Support for structural adjustment measures   | 109,756                | 100,994          | 168,476        | 10,629        | 11,449        | 19,076        | 54,360         | 44,511         | 76,778         |          |          |          |
| <b>Total category 6 - Direct job creation</b>   | <b>313,358</b>         | <b>361,073</b>   | <b>413,905</b> | <b>29,009</b> | <b>45,687</b> | <b>45,038</b> | <b>158,769</b> | <b>167,051</b> | <b>197,446</b> |          |          |          |
| <b>7 - Start-up incentives</b>  |                        |                  |                |               |               |               |                |                |                |          |          |          |
| 7 9 Bridging allowance  | 41,260                 | 92,604           | 92,395         | 2,355         | 6,102         | 5,091         | 11,943         | 26,757         | 26,266         |          |          |          |
| <b>Total category 7 - Start-up incentives</b>   | <b>41,260</b>          | <b>92,604</b>    | <b>92,395</b>  | <b>2,355</b>  | <b>6,102</b>  | <b>5,091</b>  | <b>11,943</b>  | <b>26,757</b>  | <b>26,266</b>  |          |          |          |
| <b>8 - Out-of-work income maintenance and support</b>   |                        |                  |                |               |               |               |                |                |                |          |          |          |
| 8.1 1 Unemployment benefit  | 1,691,456              | 3,623,324        | 3,695,191      | 204,421       | 441,668*      | :             | 735,308        | 1,470,897      | 1,525,472      | 4        |          |          |
| 3 Unemployment assistance   | 1,453,005              | 1,450,708        | 1,538,504      | 72,118        | 72,533*       | :             | 628,325        | 584,478        | 616,790        | 4        |          |          |
| 29 Integration assistance for new resettlers, persons having right of asylum and quota refugees | 22,937                 | 70,987           | 76,296         | 4,698         | 14,536        | :             | 11,307         | 35,109         | 37,478         | 4        |          |          |
| 8.2 14 Short-time working allowance   | 86,052                 | n.s.             | n.s.           | :             | n.s.          | n.s.          | 15,701         | n.s.           | n.s.           |          |          |          |
| 15 Promotion of year-round employment in construction   | 19,400*                | 576,887          | :              | :             | :             | :             | :              | :              | :              | 5        |          |          |
| 8.3 2 Part-time unemployment benefit  | 127                    | 391              | 360            | 5             | 16*           | :             | 93             | 293            | 260            | 4        |          |          |
| 8.5 4 Bankruptcy compensation payment   | n.r.                   | 245,223          | 245,223        | n.r.          | :             | :             | n.r.           | :              | :              |          |          |          |
| <b>Total category 8 - Out-of-work income maintenance and support</b>                            | <b>3,272,977*</b>      | <b>5,967,520</b> | <b>:</b>       | <b>:</b>      | <b>:</b>      | <b>:</b>      | <b>:</b>       | <b>:</b>       | <b>:</b>       | <b>:</b> | <b>:</b> | <b>:</b> |
| <b>9 - Early retirement</b>   |                        |                  |                |               |               |               |                |                |                |          |          |          |
| 9.1 24 Support of part-time employment for older employees                                      | 35,715                 | 30,091           | :              | -             | -             | -             | 9,031          | :              | :              |          |          |          |
| <b>Total category 9 - Early retirement</b>  | <b>35,715</b>          | <b>30,091</b>    | <b>:</b>       | <b>-</b>      | <b>-</b>      | <b>-</b>      | <b>9,031</b>   | <b>:</b>       | <b>:</b>       | <b>:</b> | <b>:</b> | <b>:</b> |

### C.3.3 LMP participants by measure and by type of action: Deutschland, 2000

| <br>Category, measure number and name | Number of participants |                |                |               |                |                |               |               |               |       |          |       |  |  |   |
|--|------------------------|----------------|----------------|---------------|----------------|----------------|---------------|---------------|---------------|-------|----------|-------|--|--|---|
|  | Men and women          |                |                |               |                |                | Women         |               |               |       |          |       |  |  |   |
|  | Total                  |                |                | Under 25s     |                |                | Total         |               |               | Total |          |       |  |  |   |
|  | Stock                  | Entrants       | Exits          | Stock         | Entrants       | Exits          | Stock         | Entrants      | Exits         | Stock | Entrants | Exits |  |  |   |
| <b>Mixed measures</b>  |                        |                |                |               |                |                |               |               |               |       |          |       |  |  |   |
| Mixed 38 Immediate Action Programme against youth unemployment   | 76,661                 | 115,419        | 129,916        | 71,609        | 115,419        | 121,415        | 32,882        | 45,306        | 49,999        |       |          |       |  |  |   |
| <b>Total category - Mixed measures</b>   | <b>76,661</b>          | <b>115,419</b> | <b>129,916</b> | <b>71,609</b> | <b>115,419</b> | <b>121,415</b> | <b>32,882</b> | <b>45,306</b> | <b>49,999</b> |       |          |       |  |  | 6 |

#### Notes


- 1 Exits: total job placements during the year, regardless of the duration of the employment.
- 2 Reporting period 01/ 10/ 1999 - 30/ 09/ 2000. Stock data refer to the year end (30/ 09/ 2000).
- 3 Data on apprenticeship (category 2.4) are not considered comparable between countries so aggregates on training should be considered excluding this sub- category.
- 4 Entrants: approved applications.
- 5 Entrants: approved applications for bad weather allowance only (i. e. excluding applications for additional winter allowance and winter cost- increase allowance).
- 6 Mixed measure including actions in categories 1,2,4 and 6. The breakdown of participants between categories is not available.




**C.3.4 LMP participants by measure and by type of action: Ellada, 2000**

|   | Category, measure number and name  | Number of participants |          |           |        |          |       |       |          |       |       |               |       |   |   |   |          |
|---|--|------------------------|----------|-----------|--------|----------|-------|-------|----------|-------|-------|---------------|-------|---|---|---|----------|
|   |  | Men and women          |          |           |        |          |       | Women |          |       |       |               |       |   |   |   |          |
|   |  | Total                  |          | Under 25s |        | Total    |       | Total |          | Total |       | Total         |       |   |   |   |          |
|   |  | Stock                  | Entrants | Exits     | Stock  | Entrants | Exits | Stock | Entrants | Exits | Stock | Entrants      | Exits |   |   |   |          |
| <b>0 - Public employment services (PES)</b> |  |                        |          |           |        |          |       |       |          |       |       |               |       |   |   |   |          |
| 0 31  | Counselling - Vocational guidance  | :                      | :        | :         | :      | :        | :     | :     | :        | :     | :     | :             | :     | : | : | : | :        |
| 0 32  | Placement by the public employment services (OAE employment agencies)  | :                      | :        | :         | :      | :        | :     | :     | :        | :     | :     | :             | :     | : | : | : | :        |
| 62  | Development of structures of supporting services in issues of gender equality (K.E.TH.I.)                      | 5,000*                 | :        | :         | :      | :        | :     | :     | :        | :     | :     | 5,000*        | :     | : | : | : | 1        |
|   | <b>Total category 0 - Public employment services (PES)</b>   | :                      | :        | :         | :      | :        | :     | :     | :        | :     | :     | :             | :     | : | : | : | :        |
|   | <b>1 - Intensive counselling and job-search assistance</b>   |                        |          |           |        |          |       |       |          |       |       |               |       |   |   |   |          |
| 1   |  |                        |          |           |        |          |       |       |          |       |       |               |       |   |   |   |          |
|   | <b>Total category 1 - Intensive counselling and job-search assistance</b>                                      | -                      | -        | -         | -      | -        | -     | -     | -        | -     | -     | -             | -     | - | - | - | -        |
|   | <b>2 - Training</b>  |                        |          |           |        |          |       |       |          |       |       |               |       |   |   |   |          |
| 2 38  | ADAPT  | 3,365                  | :        | :         | :      | :        | :     | :     | :        | :     | :     | 1,413         | :     | : | : | : | 2        |
| 2.1 8                                       | Continuous vocational training programs for the unemployed (OAE)   | 22,789                 | :        | :         | 11,919 | :        | :     | :     | :        | :     | :     | 18,093        | :     | : | : | : | 3        |
| 33  | Continuous vocational training programs for the unemployed (Ministry of Labour - KEK)                          | 29,913                 | :        | :         | 10,574 | :        | :     | :     | :        | :     | :     | 17,674        | :     | : | : | : | 3        |
| 37  | Training for unemployed seamen (Ministry of Merchant Marine)   | 29,147                 | :        | :         | 6,930  | :        | :     | :     | :        | :     | :     | 681           | :     | : | : | : | 3        |
| 2.4 6                                       | Programs of alternating education (Apprenticeship)   | 20,285                 | :        | :         | 20,285 | :        | :     | :     | :        | :     | :     | 4,957         | :     | : | : | : |          |
|   | <b>Total category 2 - Training</b>   | <b>105,499</b>         | :        | :         | :      | :        | :     | :     | :        | :     | :     | <b>42,818</b> | :     | : | : | : | <b>4</b> |
|   | <b>Total category 2 - Training (excl. sub-category 2.4)</b>  | <b>85,214</b>          | :        | :         | :      | :        | :     | :     | :        | :     | :     | <b>37,861</b> | :     | : | : | : |          |
|   | <b>3 - Job rotation and job sharing</b>  |                        |          |           |        |          |       |       |          |       |       |               |       |   |   |   |          |
| 3   |  |                        |          |           |        |          |       |       |          |       |       |               |       |   |   |   |          |
|   | <b>Total category 3 - Job rotation and job sharing</b>   | -                      | -        | -         | -      | -        | -     | -     | -        | -     | -     | -             | -     | - | - | - | -        |
|   | <b>4 - Employment incentives</b>   |                        |          |           |        |          |       |       |          |       |       |               |       |   |   |   |          |
| 4.1 9                                       | Programme New Jobs for the unemployed  | 50,000                 | :        | :         | 32,500 | :        | :     | :     | :        | :     | :     | 30,000        | :     | : | : | : |          |
| 60  | [Component] Programmes New Jobs and New Entrepreneurs - Operational prog "Combating labour market exclusion" - | 1,646                  | :        | :         | :      | :        | :     | :     | :        | :     | :     | :             | :     | : | : | : |          |
| 51  | The "stage" programme for unemployed graduates   | 30,000                 | :        | :         | 24,300 | :        | :     | :     | :        | :     | :     | 18,000        | :     | : | : | : |          |
| 61  | [Component] Programmes New Jobs and New Entrepreneurs - Community initiative "Employment" -                    | 153                    | :        | :         | :      | :        | :     | :     | :        | :     | :     | :             | :     | : | : | : |          |
|   | <b>Total category 4 - Employment incentives</b>  | <b>81,799</b>          | :        | :         | :      | :        | :     | :     | :        | :     | :     | :             | :     | : | : | : |          |

### C.3.4 LMP participants by measure and by type of action: Ellada, 2000

| <br>Category, measure number and name |    | Number of participants |          |           |       |          |       |       |          |       |       |          |
|--|----|------------------------|----------|-----------|-------|----------|-------|-------|----------|-------|-------|----------|
|  |    | Men and women          |          |           |       |          | Women |       |          |       |       |          |
|  |    | Total                  |          | Under 25s |       | Total    |       | Total |          | Total |       | Notes    |
|  |    | Stock                  | Entrants | Exits     | Stock | Entrants | Exits | Stock | Entrants | Exits | Stock | Entrants |
| <b>5 - Integration of the disabled</b>   |    |                        |          |           |       |          |       |       |          |       |       |          |
| 5.1  | 45 | 3,550                  | :        | :         | :     | :        | :     | :     | :        | :     | :     | :        |
| Employment subsidies for special social groups (New Jobs, and New Entrepreneurs)   |    |                        |          |           |       |          |       |       |          |       |       |          |
| 5.3  | 1  | 287                    | :        | 239       | :     | 152      | :     | :     | :        | :     | :     | :        |
| Training programs for people with special needs in three vocational training centres of OAED                             |    |                        |          |           |       |          |       |       |          |       |       |          |
| 42   |    | 6,111                  | :        | :         | :     | 3,675    | :     | :     | :        | :     | :     | 5        |
| Combating exclusion from the labour market for specific social groups with reduced mobility etc                          |    |                        |          |           |       |          |       |       |          |       |       |          |
| <b>Total category 5 - Integration of the disabled</b>  |    | <b>9,948</b>           | :        | :         | :     | :        | :     | :     | :        | :     | :     | :        |
| <b>6 - Direct job creation</b>   |    |                        |          |           |       |          |       |       |          |       |       |          |
| 6  |    | -                      | -        | -         | -     | -        | -     | -     | -        | -     | -     | -        |
| <b>Total category 6 - Direct job creation</b>  |    |                        |          |           |       |          |       |       |          |       |       |          |
| <b>7 - Start-up incentives</b>   |    |                        |          |           |       |          |       |       |          |       |       |          |
| 7  | 10 | 18,000                 | :        | 6,300     | :     | 8,100    | :     | :     | :        | :     | :     | :        |
| Promotion of self-employment for new entrepreneurs   |    |                        |          |           |       |          |       |       |          |       |       |          |
| 60   |    | 429                    | :        | :         | :     | :        | :     | :     | :        | :     | :     | :        |
| [Component] Programmes New Jobs and New Entrepreneurs - Operational prog "Combating labour market exclusion" -           |    |                        |          |           |       |          |       |       |          |       |       |          |
| 61   |    | 111                    | :        | :         | :     | :        | :     | :     | :        | :     | :     | :        |
| [Component] Programmes New Jobs and New Entrepreneurs - Community initiative "Employment" -                              |    |                        |          |           |       |          |       |       |          |       |       |          |
| <b>Total category 7 - Start-up incentives</b>  |    | <b>18,540</b>          | :        | :         | :     | :        | :     | :     | :        | :     | :     | :        |
| <b>8 - Out-of-work income maintenance and support</b>  |    |                        |          |           |       |          |       |       |          |       |       |          |
| 8.1  | 22 | 120,734                | :        | 270,095   | :     | 70,025*  | :     | :     | :        | :     | :     | 6        |
| Unemployment benefit   |    |                        |          |           |       |          |       |       |          |       |       |          |
| 24   |    | 7,160                  | :        | :         | :     | :        | :     | :     | :        | :     | :     | :        |
| Special assistance provided after the completion of three months as a registered unemployed                              |    |                        |          |           |       |          |       |       |          |       |       |          |
| 27   |    | 1,823                  | :        | :         | :     | :        | :     | :     | :        | :     | :     | :        |
| National System of Protection from Unemployment - ESPA (Benefit for young unemployed)                                    |    |                        |          |           |       |          |       |       |          |       |       |          |
| 28   |    | 1,824                  | :        | :         | :     | :        | :     | :     | :        | :     | :     | :        |
| Special assistance for ex offenders  |    |                        |          |           |       |          |       |       |          |       |       |          |
| 29   |    | 14,068                 | :        | :         | :     | :        | :     | :     | :        | :     | :     | :        |
| Special assistance for former political refugees and repatriated   |    |                        |          |           |       |          |       |       |          |       |       |          |
| 23   |    | -                      | :        | :         | :     | :        | :     | :     | :        | :     | :     | 6        |
| Special unemployment assistance for those exceeding the unemployment benefit period                                      |    |                        |          |           |       |          |       |       |          |       |       |          |
| 8.2  | 58 | 129,041                | :        | :         | :     | :        | :     | :     | :        | :     | :     | :        |
| Special seasonal assistance  |    |                        |          |           |       |          |       |       |          |       |       |          |
| <b>Total category 8 - Out-of-work income maintenance and support</b>   |    | <b>274,650</b>         | :        | :         | :     | :        | :     | :     | :        | :     | :     | :        |

**C.3.4 LMP participants by measure and by type of action: Ellada, 2000**

| <br>Category, measure number and name | Number of participants |          |           |       |          |       |       |          |       |       |
|--|------------------------|----------|-----------|-------|----------|-------|-------|----------|-------|-------|
|  | Men and women          |          |           |       |          | Women |       |          |       |       |
|  | Total                  |          | Under 25s |       |          | Total |       | Total    |       |       |
|  | Stock                  | Entrants | Exits     | Stock | Entrants | Exits | Stock | Entrants | Exits | Notes |
| 9 - Early retirement   |                        |          |           |       |          |       |       |          |       |       |
| 9  |                        |          |           |       |          |       |       |          |       |       |
| <b>Total category 9 - Early retirement</b>   | -                      | -        | -         | -     | -        | -     | -     | -        | -     | -     |

Notes

- 1 Estimate of beneficiaries from 1999 to September 2001. 60% direct beneficiaries, 40% indirect.
- 2 Participants in EL-38 are for the period 1998-2000 (the implementation period of the initiative).
- 3 Stock: total participants in the year (i.e. stock from the end of the previous year plus new starts).
- 4 Data on apprenticeship (category 2.4) are not considered comparable between countries so aggregates on training should be considered excluding this sub-category.
- 5 Stock: total participants over the period 1999 to June 2001.
- 6 Participants for EL-23 are included in measure EL-24.

### C.3.5 LMP participants by measure and by type of action: España, 2000

|   | Category, measure number and name | Men and women |               |         |         |              |           |          |               |         |          | Number of participants |       |  |       |   |
|---|-----------------------------------|---------------|---------------|---------|---------|--------------|-----------|----------|---------------|---------|----------|------------------------|-------|--|-------|---|
|   |                                   | Total         |               |         |         |              | Under 25s |          |               |         |          | Women                  |       |  | Notes |   |
|   |                                   | Stock         | Entrants      | Exits   | Stock   | Exits        | Stock     | Entrants | Exits         | Stock   | Entrants | Exits                  | Total |  |       |   |
|   |                                   |               |               |         |         |              |           |          |               |         |          |                        |       |  |       |   |
| <b>0 - Public employment services (PES)</b>                               |                                   |               |               |         |         |              |           |          |               |         |          |                        |       |  |       |   |
| 0   |                                   |               |               |         |         |              |           |          |               |         |          |                        |       |  |       |   |
| <b>Total category 0 - Public employment services (PES)</b>                |                                   |               |               |         |         |              |           |          |               |         |          |                        |       |  |       |   |
| <b>1 - Intensive counselling and job-search assistance</b>                |                                   |               |               |         |         |              |           |          |               |         |          |                        |       |  |       |   |
| 1   | 28                                |               | 468,426       |         |         |              | 136,185   |          |               |         |          | 309,764                |       |  |       |   |
| <b>Total category 1 - Intensive counselling and job-search assistance</b> |                                   |               |               |         |         |              |           |          |               |         |          |                        |       |  |       |   |
| <b>2 - Training</b>   |                                   |               |               |         |         |              |           |          |               |         |          |                        |       |  |       |   |
| 2.1   | 8                                 | 9,829         | 357,393       | 343,552 | 4,160   | 151,242      | 144,906   | 5,891    | 214,247       | 205,556 |          |                        |       |  |       |   |
|   | 9                                 | 2,259         | 30,114        | 30,225  | 2,259   | 30,114       | 30,225    | 831      | 11,360        | 11,043  |          |                        |       |  |       |   |
| <b>Total category 2 - Training</b>  |                                   |               |               |         |         |              |           |          |               |         |          |                        |       |  |       |   |
| <b>Total category 2 - Training (excl. sub-category 2.4)</b>               |                                   |               |               |         |         |              |           |          |               |         |          |                        |       |  |       |   |
| 3.1   | 17                                | 35,141        | 28,541        |         | 12,726  | 10,496       |           | 30,583   | 24,838        |         |          |                        |       |  |       | 2 |
| <b>Total category 3 - Job rotation and job sharing</b>                    |                                   |               |               |         |         |              |           |          |               |         |          |                        |       |  |       |   |
| <b>4 - Employment incentives</b>  |                                   |               |               |         |         |              |           |          |               |         |          |                        |       |  |       |   |
| 4.1   | 11                                | 865,543       | 333,804       |         | 418,068 | 161,567      |           | 345,672  | 139,512       |         |          |                        |       |  |       |   |
|   | 12                                | 253,472       | 87,922        |         | -       | -            |           | 59,913   | 22,476        |         |          |                        |       |  |       |   |
|   | 15                                | 1,051,534     | 219,626       |         | 273,254 | 61,443       |           | 392,684  | 88,346        |         |          |                        |       |  |       |   |
|   | 29                                | n.r.          | 80,000        |         | n.r.    |              |           | n.r.     |               |         |          |                        |       |  |       |   |
|   | 32                                | 3,967         | 12,235        | 1,852   | -       | -            |           | 2,101    | 6,502         | 849     |          |                        |       |  |       | 3 |
| <b>Total category 4 - Employment incentives</b>                           |                                   |               |               |         |         |              |           |          |               |         |          |                        |       |  |       |   |
| <b>5 - Integration of the disabled</b>                                    |                                   |               |               |         |         |              |           |          |               |         |          |                        |       |  |       |   |
| 5.1   | 13                                | 55,063        | 11,062        |         | 7,465   | 1,518        |           | 13,117   | 2,920         |         |          |                        |       |  |       |   |
|   | 16                                | 15,747        | 5,573         |         | 3,110   | 1,052        |           | 3,614    | 1,384         |         |          |                        |       |  |       |   |
|   | 25                                | n.r.          | 292           |         | n.r.    | 40           |           | n.r.     | 87            |         |          |                        |       |  |       |   |
| 5.2   | 3                                 | 24,796        | 28,463        | 14,170  |         | 5,627        |           |          | 11,206        |         |          |                        |       |  |       |   |
| 5.3   | 14                                | 2,251         | 445           |         | 1,288   | 267          |           | 541      | 89            |         |          |                        |       |  |       |   |
| <b>Total category 5 - Integration of the disabled</b>                     |                                   |               |               |         |         |              |           |          |               |         |          |                        |       |  |       |   |
|   |                                   | <b>97,857</b> | <b>45,835</b> |         |         | <b>8,504</b> |           |          | <b>15,686</b> |         |          |                        |       |  |       |   |

### C.3.5 LMP participants by measure and by type of action: España, 2000

| Category, measure number and name   | Number of participants |                  |                  |               |               |         |                |                |               |       |          |       |
|---|------------------------|------------------|------------------|---------------|---------------|---------|----------------|----------------|---------------|-------|----------|-------|
|   | Men and women          |                  |                  |               |               |         | Women          |                |               |       |          |       |
|   | Total                  |                  | Under 25s        |               | Total         |         | Total          |                | Total         |       | Total    |       |
|   | Stock                  | Entrants         | Exits            | Stock         | Entrants      | Exits   | Stock          | Entrants       | Exits         | Stock | Entrants | Exits |
| <b>6 - Direct job creation</b>  |                        |                  |                  |               |               |         |                |                |               |       |          |       |
| 6.2 18 INEM-Public administration accords   | :                      | 59,204           | :                | :             | 10,401        | :       | :              | 25,918         | :             | :     | 25,918   | :     |
| 19 Promotion of agricultural employment in Andalucía, Extremadura and under-developed rural areas | :                      | 168,977          | :                | :             | 19,714        | :       | :              | 81,434         | :             | :     | 81,434   | :     |
| 31 Employment workshops   | 5,478                  | 7,480            | 4,400            | -             | -             | -       | 3,105          | 4,589          | 2,436         |       |          |       |
| <b>Total category 6 - Direct job creation</b>   | :                      | <b>235,661</b>   | :                | :             | <b>30,115</b> | :       | :              | <b>111,941</b> | :             | :     |          | :     |
| <b>7 - Start-up incentives</b>  |                        |                  |                  |               |               |         |                |                |               |       |          |       |
| 7 20 Capitalisation of unemployment benefits  | :                      | 10,833           | 10,833           | :             | 827           | 827     | :              | 2,468          | 2,468         |       |          |       |
| 21 Promotion of self-employment   | :                      | 13,143           | 13,143           | :             | 4,469         | 4,469   | :              | 6,835          | 6,835         |       |          |       |
| 22 Financial aid for the integration of returning emigrants                                       | n.r.                   | 110              | 110              | n.r.          | :             | :       | n.r.           | 35             | 35            |       |          |       |
| 23 Promotion of employment in co-operatives   | :                      | 8,280            | 8,280            | :             | 1,534         | 1,534   | :              | 2,452          | 2,452         |       |          |       |
| 24 Promotion of local employment initiatives  | :                      | 7,453            | 7,453            | :             | 1,700         | 1,700   | :              | 3,634          | 3,634         |       |          |       |
| <b>Total category 7 - Start-up incentives</b>   | :                      | <b>39,819</b>    | <b>39,819</b>    | :             | :             | :       | :              | <b>15,424</b>  | <b>15,424</b> |       |          |       |
| <b>8 - Out-of-work income maintenance and support</b>   |                        |                  |                  |               |               |         |                |                |               |       |          |       |
| 8.1 5 Contributory unemployment benefit   | 445,275                | 1,653,640        | 1,647,482        | 42,041        | 227,096       | 226,335 | 198,758        | 736,452        | 727,348       |       |          |       |
| 6 Unemployment assistance   | 368,851                | 883,433          | 915,886          | 23,684        | 94,455        | 96,225  | 171,028        | 470,686        | 478,175       |       |          |       |
| 7 Assistance for unemployed casual agricultural workers   | 224,170                | 369,584          | 375,481          | 20,814        | 39,601        | 41,068  | 126,302        | 212,169        | 213,488       |       |          |       |
| 8.2 4 Partial unemployment benefits (contributory)  | 1,403                  | 43,099           | 43,384           | 25            | 824           | 835     | 423            | 4,891          | 4,845         |       |          |       |
| 8.5 30 Bankruptcy compensation  | n.r.                   | 62,093           | 62,093           | n.r.          | :             | :       | n.r.           | :              | :             |       |          |       |
| <b>Total category 8 - Out-of-work income maintenance and support</b>                              | <b>1,039,699</b>       | <b>3,011,849</b> | <b>3,044,326</b> | <b>86,564</b> | :             | :       | <b>496,511</b> | :              | :             |       |          |       |
| <b>9 - Early retirement</b>   |                        |                  |                  |               |               |         |                |                |               |       |          |       |
| 9.1 26 Early retirement with substitution by another worker                                       | :                      | 2,754            | :                | -             | -             | -       | :              | 699            | :             | 4     |          |       |
| 27 Replacement contracts  | :                      | 2,383            | :                | -             | -             | -       | :              | 768            | :             | 4     |          |       |
| 9.2 1 Employment promotion funds (early retirement)   | 2,199                  | -                | 1,853            | -             | -             | -       | 23             | -              | 20            | 5     |          |       |
| 2 Early retirement allowance  | 2,017                  | 2,017            | 2,017            | -             | -             | -       | 53             | 53             | 53            |       |          |       |
| <b>Total category 9 - Early retirement</b>  | :                      | <b>7,154</b>     | :                | -             | -             | -       | :              | <b>1,520</b>   | :             |       |          |       |

#### Notes

- Data on apprenticeship (category 2.4) are not considered comparable between countries so aggregates on training should be considered excluding this sub-category. Here category 2.4 is not reported so the total for training is not affected.
- Stock estimated by applying ratio of Entrants-2000/Entrants-1999 to stock 1999.
- Measure started in 2000.
- Data refer to the number of retirees so that participants relates directly to expenditure on early retirement allowances. Full details of the registered unemployed replacements are available.
- The measure does not accept any new entrant.

C.3.6 LMP participants by measure and by type of action: France, 2000

|   | Category, measure number and name | Number of participants   |                   |                  |                  |          |                 |        |          |                 |         |          |          |          |
|---|-----------------------------------|--|-------------------|------------------|------------------|----------|-----------------|--------|----------|-----------------|---------|----------|----------|----------|
|   |                                   | Men and women  |                   |                  |                  |          |                 | Women  |          |                 |         |          |          |          |
|   |                                   | Total  |                   |                  | Under 25s        |          |                 | Total  |          | Total           |         |          |          |          |
|   |                                   | Stock  | Entrants          | Exits            | Stock            | Entrants | Exits           | Stock  | Entrants | Exits           | Stock   | Entrants | Exits    | Notes    |
| <b>0 - Public employment services (PES)</b>                               |                                   |  |                   |                  |                  |          |                 |        |          |                 |         |          |          |          |
| 0   | 42                                | National employment agency (ANPE)  | 2,338,227         | 3,906,492        | 4,156,513        | :        | :               | :      | :        | :               | :       | :        | :        |          |
|   | 43                                | Managerial employment agency (APEC)  | :                 | 59,760           | :                | :        | 8,813           | :      | :        | :               | 23,904* | :        | :        | 1        |
|   | 44                                | Local centres, permanent reception, information and advisory services (PAIO) | :                 | :                | :                | :        | :               | :      | :        | :               | :       | :        | :        | 1        |
| 0Adj  | -                                 | Adjustment for double counting   | :                 | -59,760          | :                | :        | :               | :      | :        | :               | :       | :        | :        | 2        |
| <b>Total category 0 - Public employment services (PES)</b>                |                                   |  | <b>2,338,227</b>  | <b>3,906,492</b> | <b>4,156,513</b> | :        | :               | :      | :        | :               | :       | :        | :        |          |
| <b>1 - Intensive counselling and job-search assistance</b>                |                                   |  |                   |                  |                  |          |                 |        |          |                 |         |          |          |          |
| 1   | 19                                | [Component] Retraining agreements - vocational guidance                      | :                 | 71,950           | 81,689           | :        | 1,534           | 1,432  | :        | 37,576          | 42,352  | :        | :        | 3        |
|   | 45                                | Retraining units   | :                 | 9,927*           | 9,927            | :        | 320*            | 320    | :        | 5,121*          | 5,121   | :        | :        |          |
|   | 53                                | Personalised services of ANPE  | :                 | 318,740          | :                | :        | 52,592          | :      | :        | 200,487         | :       | :        | :        |          |
|   | 54                                | Jobseekers workshops (ANPE)  | :                 | 357,780          | :                | :        | 71,914          | :      | :        | 235,061         | :       | :        | :        |          |
|   | 55                                | Appraisal services of ANPE   | :                 | 116,680          | :                | :        | 19,369          | :      | :        | 64,641          | :       | :        | :        |          |
|   | 56                                | Support services of ANPE   | :                 | 23,600           | :                | :        | 4,792           | :      | :        | 10,596          | :       | :        | :        |          |
|   | 57                                | Guidance and monitoring services of AFPA                                     | :                 | 394,357          | :                | :        | 102,927         | :      | :        | 147,884         | :       | :        | :        |          |
|   | 58                                | Pathway to jobs (TRACE)  | 48,800            | 52,700           | 13,600           | :        | 49,800          | :      | :        | 27,300          | :       | :        | :        |          |
| <b>Total category 1 - Intensive counselling and job-search assistance</b> |                                   |  | <b>1,345,734*</b> |                  |                  | :        | <b>303,248*</b> |        |          | <b>728,666*</b> |         |          |          |          |
| <b>2 - Training</b>   |                                   |  |                   |                  |                  |          |                 |        |          |                 |         |          |          |          |
| 2   | 17                                | Training allowance - unemployment insurance system (AFR)                     | 73,442*           | 170,483          | :                | :        | 37,165          | :      | :        | :               | :       | :        | :        | 4        |
|   | 18                                | Training allowance - public system   | :                 | :                | :                | :        | :               | :      | :        | :               | :       | :        | :        | 4        |
|   | 19                                | [Component] Retraining agreements - training allowance                       | 39,428            | 71,950           | 81,689           | 709      | 1,534           | 1,432  | 20,714   | 37,576          | 42,352  | 20,714   | 37,576   | 3,5      |
| 2.1   | 10                                | Courses offered by the Association for Adult Vocational Training (AFPA)      | 26,857            | 73,095           | 71,808           | 7,269    | 19,747          | 19,770 | 7,756    | 23,657          | 22,321  | 7,756    | 23,657   |          |
|   | 11                                | Courses for specific groups (IRILL)  | 3,552*            | 27,582           | :                | :        | :               | :      | :        | :               | :       | :        | :        | 6        |
|   | 13                                | Adult training courses organised by the regions                              | :                 | 151,822*         | :                | :        | :               | :      | :        | 86,302*         | :       | :        | 86,302*  |          |
|   | 14                                | Courses for admission to enterprises   | 4,399*            | 24,080           | 22,688*          | 1,546*   | 8,390*          | -      | 1,853*   | 10,107          | :       | 1,853*   | 10,107   |          |
|   | 15                                | Individual training-for-employment and integration courses (SIFE)            | 3,533*            | 28,742           | 28,201*          | 150*     | 1,226           | 1,432  | 1,909*   | 15,534          | :       | 1,909*   | 15,534   | 7        |
|   | 16                                | Group training-for-employment and integration courses (SIFE)                 | 36,953*           | 114,260          | 119,736*         | 1,756*   | 3,606           | :      | 21,984*  | 67,975          | :       | 21,984*  | 67,975   | 7        |
|   | 19                                | [Component] Retraining agreements - course costs                             | :                 | :                | :                | :        | :               | :      | :        | :               | :       | :        | :        | 3        |
| 2.2   | 20                                | FNE agreement on training and adaptation                                     | :                 | 3,203            | :                | :        | :               | :      | :        | :               | :       | :        | :        |          |
| 2.3   | 9                                 | Courses for young job-seekers (State + regions)                              | :                 | 228,999*         | :                | :        | 228,999*        | :      | :        | 113,475*        | :       | :        | 113,475* | 8        |
|   | 12                                | Courses for unemployed managerial staff                                      | 1,136*            | 3,549            | 4,017*           | :        | :               | :      | :        | :               | :       | :        | :        | 7        |
| 2.4   | 22                                | Exemptions and subsidies for recruitment of apprentices                      | 367,254*          | 237,876          | 219,288*         | 364,222* | 235,911         | :      | 106,504* | 68,984          | :       | 106,504* | 68,984   |          |
| 2Adj  | -                                 | Adjustment for double counting   | -73,442           | -170,483         | :                | :        | -37,165         | :      | :        | :               | :       | :        | :        | 2        |
| <b>Total category 2 - Training</b>  |                                   |  | <b>965,158</b>    |                  |                  | :        |                 |        |          |                 |         |          |          | <b>9</b> |
| <b>Total category 2 - Training (excl. sub-category 2.4)</b>               |                                   |  | <b>727,282</b>    |                  |                  | :        |                 |        |          |                 |         |          |          |          |

C.3.6 LMP participants by measure and by type of action: France, 2000

|  | Category, measure number and name | Number of participants |          |          |           |          |          |         |          |       |       |          |       |    |
|--|-----------------------------------|------------------------|----------|----------|-----------|----------|----------|---------|----------|-------|-------|----------|-------|----|
|  |                                   | Men and women          |          |          |           |          |          | Women   |          |       |       |          |       |    |
|  |                                   | Total                  |          |          | Under 25s |          |          | Total   |          |       | Total |          |       |    |
|  |                                   | Stock                  | Entrants | Exits    | Stock     | Entrants | Exits    | Stock   | Entrants | Exits | Stock | Entrants | Exits |    |
| <b>3 - Job rotation and job sharing</b>                |                                   |                        |          |          |           |          |          |         |          |       |       |          |       |    |
| 3  |                                   | -                      | -        | -        | -         | -        | -        | -       | -        | -     | -     | -        | -     |    |
| <b>Total category 3 - Job rotation and job sharing</b> |                                   |                        |          |          |           |          |          |         |          |       |       |          |       |    |
| <b>4 - Employment incentives</b>                       |                                   |                        |          |          |           |          |          |         |          |       |       |          |       |    |
| 4.1  | 24                                | 156,199*               | 134,306  | 117,856* | 145,353*  | 124,980  | 73,414*  | 63,124  | :        | :     | :     | :        | :     | 7  |
|  | 25                                | 3,472*                 | 7,892    | 7,022*   | 3,454*    | 7,852    | 1,250*   | 2,841   | :        | :     | :     | :        | :     |    |
|  | 26                                | 267,970*               | 137,701  | 165,448* | :         | 16,978   | :        | 53,400  | :        | :     | :     | :        | :     |    |
|  | 27                                | 140,933*               | 88,648   | 88,302*  | 29,060*   | 18,278   | 47,636*  | 29,963  | :        | :     | :     | :        | :     |    |
|  | 28                                | 16,203*                | 18,616   | 16,527*  | 5,084*    | 5,840    | 3,821*   | 4,391   | :        | :     | :     | :        | :     |    |
|  | 29                                | 4,700*                 | -        | 18,000*  | :         | -        | :        | -       | :        | :     | :     | :        | :     | 10 |
|  | 32                                | 4,813*                 | 3,012    | 2,890*   | :         | 30       | :        | 844     | :        | :     | :     | :        | :     |    |
|  | 36                                | 8,200                  | 13,315   | :        | 2,289*    | 3,716    | 2,729*   | 4,431   | :        | :     | :     | :        | :     |    |
|  | 37                                | 40,810                 | 181,860  | :        | 10,240*   | 45,657   | 24,200*  | 107,839 | :        | :     | :     | :        | :     |    |
|  | 60                                | 5,182*                 | 6,677    | 2,074*   | -         | -        | 2,125*   | 2,738   | :        | :     | :     | :        | :     |    |
| 4.2  | 33                                | 1,081*                 | 1,087    | :        | :         | :        | :        | :       | :        | :     | :     | :        | :     |    |
|  | 35                                | 1,544*                 | 554      | 2,019*   | :         | 8        | :        | 393     | :        | :     | :     | :        | :     |    |
| <b>Total category 4 - Employment incentives</b>        |                                   |                        |          |          |           |          |          |         |          |       |       |          |       |    |
|  |                                   | 651,107*               | 593,668  | :        | :         | :        | :        | :       | :        | :     | :     | :        | :     |    |
| <b>5 - Integration of the disabled</b>                 |                                   |                        |          |          |           |          |          |         |          |       |       |          |       |    |
| 5.1  | 49                                | :                      | 118,388* | :        | :         | :        | :        | :       | :        | :     | :     | :        | :     |    |
| 5.2  | 47                                | 89,450*                | :        | :        | :         | :        | :        | :       | :        | :     | :     | :        | :     |    |
|  | 48                                | 14,600*                | :        | :        | :         | :        | :        | :       | :        | :     | :     | :        | :     |    |
| <b>Total category 5 - Integration of the disabled</b>  |                                   |                        |          |          |           |          |          |         |          |       |       |          |       |    |
|  |                                   | :                      | :        | :        | :         | :        | :        | :       | :        | :     | :     | :        | :     |    |
| <b>6 - Direct job creation</b>                         |                                   |                        |          |          |           |          |          |         |          |       |       |          |       |    |
| 6.2  | 39                                | 207,798                | 390,700  | 380,355  | 37,370*   | 70,262   | 131,389* | 247,037 | 242,086  | :     | :     | :        | :     |    |
|  | 40                                | 118,766                | 141,284  | 121,563  | 6,424*    | 7,643    | 73,046*  | 86,896  | 74,627   | :     | :     | :        | :     |    |
|  | 41                                | 2,475                  | 2,487    | 3,195    | 512       | 514      | 1,389    | 1,396   | 1,693    | :     | :     | :        | :     | 11 |
|  | 46                                | 186,649*               | 76,234   | :        | 111,479*  | 45,532   | 103,515* | 42,279  | :        | :     | :     | :        | :     |    |
| <b>Total category 6 - Direct job creation</b>          |                                   |                        |          |          |           |          |          |         |          |       |       |          |       |    |
|  |                                   | 515,688*               | 610,705  | :        | 155,785*  | 123,951  | 309,339* | 377,608 | :        | :     | :     | :        | :     |    |
| <b>7 - Start-up incentives</b>                         |                                   |                        |          |          |           |          |          |         |          |       |       |          |       |    |
| 7  | 38                                | 22,428*                | 38,763   | :        | 1,718*    | 2,969    | 6,921*   | 11,962  | :        | :     | :     | :        | :     | 12 |
|  | 38bis                             | :                      | 46,881   | :        | :         | :        | :        | :       | :        | :     | :     | :        | :     | 12 |
|  | 59                                | 5,674                  | 5,952    | :        | :         | :        | :        | :       | :        | :     | :     | :        | :     |    |
| 7Adj   | -                                 | :                      | -46,881  | :        | :         | :        | :        | :       | :        | :     | :     | :        | :     | 2  |
| <b>Total category 7 - Start-up incentives</b>          |                                   |                        |          |          |           |          |          |         |          |       |       |          |       |    |
|  |                                   | 28,102*                | 44,715   | :        | :         | :        | :        | :       | :        | :     | :     | :        | :     |    |

### C.3.6 LMP participants by measure and by type of action: France, 2000

| Category, measure number and name                                    | Men and women     |               |               |          |          |           |               |               |               |          | Number of participants |          |          |          |       |
|--|-------------------|---------------|---------------|----------|----------|-----------|---------------|---------------|---------------|----------|------------------------|----------|----------|----------|-------|
|  | Total             |               |               |          |          | Under 25s |               |               |               |          | Women                  |          |          |          |       |
|  | Stock             |               | Entrants      |          | Exits    | Stock     |               | Entrants      |               | Exits    | Stock                  |          | Entrants | Exits    | Notes |
|  | Stock             | Entrants      | Exits         | Stock    | Entrants | Exits     | Stock         | Entrants      | Exits         | Stock    | Entrants               | Exits    | Notes    |          |       |
| <b>8 - Out-of-work income maintenance and support</b>                |                   |               |               |          |          |           |               |               |               |          |                        |          |          |          |       |
| 8.1 1  | 1,667,754         | 1,636,134     | 1,809,713     | 218,890  | 386,418  | 361,465   | 859,194       | 797,903       | 871,677       | 5        |                        |          |          |          |       |
| 2  | 29,219            | 41,874        | 38,362        | 9,258    | 14,100   | 11,980    | 8,145         | 11,662        | 10,117        | 5        |                        |          |          |          |       |
| 3  | 434,349           | 101,686       | 159,844       | 124      | 270      | 156       | 211,990       | 49,615        | 75,447        | 5        |                        |          |          |          |       |
| 8.2 4  | 4,105*            | :             | :             | :        | :        | :         | :             | :             | :             | 13       |                        |          |          |          |       |
| <b>Total category 8 - Out-of-work income maintenance and support</b> | <b>2,135,427*</b> | <b>:</b>      | <b>:</b>      | <b>:</b> | <b>:</b> | <b>:</b>  | <b>:</b>      | <b>:</b>      | <b>:</b>      | <b>:</b> | <b>:</b>               | <b>:</b> | <b>:</b> | <b>:</b> |       |
| <b>9 - Early retirement</b>  |                   |               |               |          |          |           |               |               |               |          |                        |          |          |          |       |
| 9.1 8  | 86,166            | 37,461        | 36,338        | -        | -        | -         | 34,564        | 13,104        | 10,705        | 5        |                        |          |          |          |       |
| 34   | 44,603            | 11,117        | 16,134        | -        | -        | -         | 15,049        | 3,643         | 4,804         | 5        |                        |          |          |          |       |
| 9.2 6  | 67,059            | 7,920         | 22,146        | -        | -        | -         | 16,754        | 2,351         | 5,708         | 5        |                        |          |          |          |       |
| <b>Total category 9 - Early retirement</b>                           | <b>197,828</b>    | <b>56,498</b> | <b>74,618</b> | <b>-</b> | <b>-</b> | <b>-</b>  | <b>66,367</b> | <b>19,098</b> | <b>21,217</b> | <b>5</b> |                        |          |          |          |       |

#### Notes

- The majority of participants are also counted as jobseekers registered with ANPE and counted in measure F-42. The figures should therefore not be added together.
- Adjustment to eliminate double counting where the same person benefits from more than one measure at the same time. See notes for individual measures in the category for details.
- Mixed measure. The participants reported in category 1 are the same as in category 2 and should not be added together.
- Training allowances for participants in other training measures (F-9 to F-16 for F-16 and F-11 to F-16 for F-18). In order to avoid double counting, participants should not be added with those measures.
- Stocks: average of 1999 and 2000 year-end figures.
- Entrants refer to total participants during the year (i.e. stock from the end of the previous year plus new starts).
- Entrants refer to the whole of France. Stocks and exits are estimated excluding overseas departments.
- Data for under 25s refer to persons aged under 26.
- Data on apprenticeship (category 2.4) are not considered comparable between countries so aggregates on training should be considered excluding this sub-category.
- End of program, entrants stopped since August 1999.
- New entrants to this measure have finished. Only renewal of contracts is possible.
- Participants in F-38 and F-38bis are the same people. The figures should therefore not be added together.
- Stock: estimated from the number of daily allowances paid and days payable per year (226).



**C.3.7 LMP participants by measure and by type of action: Ireland, 2000**

|  | Category, measure number and name | Number of participants  |          |                |           |                |       |                |          |                |       |                |       |                |      |          |
|--|-----------------------------------|---|----------|----------------|-----------|----------------|-------|----------------|----------|----------------|-------|----------------|-------|----------------|------|----------|
|  |                                   | Men and women   |          |                |           |                |       | Women          |          |                |       |                |       |                |      |          |
|  |                                   | Total   |          |                | Under 25s |                |       | Total          |          |                | Total |                |       |                |      |          |
|  |                                   | Stock   | Entrants | Exits          | Stock     | Entrants       | Exits | Stock          | Entrants | Exits          | Stock | Entrants       | Exits |                |      |          |
| <b>0 - Public employment services (PES)</b>                |                                   |   |          |                |           |                |       |                |          |                |       |                |       |                |      |          |
| 0  | 9                                 | Job facilitation service  | :        | :              | :         | :              | :     | :              | :        | :              | :     | :              | :     | :              | :    |          |
|  | 22                                | Counselling/guidance  | :        | 140,000        | :         | :              | :     | :              | :        | :              | :     | :              | :     | :              | :    |          |
|  |                                   | <b>Total category 0 - Public employment services (PES)</b>                | :        | :              | :         | :              | :     | :              | :        | :              | :     | :              | :     | :              | :    |          |
| <b>1 - Intensive counselling and job-search assistance</b> |                                   |   |          |                |           |                |       |                |          |                |       |                |       |                |      |          |
| 1  | 15                                | Job clubs   | :        | 5,764          | :         | :              | :     | :              | :        | :              | :     | :              | :     | :              | :    | 1        |
|  | 36                                | Local employment services   | :        | :              | :         | :              | :     | :              | :        | :              | :     | :              | :     | :              | :    |          |
|  |                                   | <b>Total category 1 - Intensive counselling and job-search assistance</b> | :        | :              | :         | :              | :     | :              | :        | :              | :     | :              | :     | :              | :    |          |
| <b>2 - Training</b>  |                                   |   |          |                |           |                |       |                |          |                |       |                |       |                |      |          |
| 2.1  | 10                                | Back to education allowance (BTEA)  | :        |                | :         | 600            | :     |                | :        |                | :     | 1,936          | :     |                | :    | 2        |
|  | 35                                | VTOS (Vocational training opportunities scheme)                           | :        |                | :         | 1,173          | :     |                | :        |                | :     | 3,364          | :     |                | :    | 3        |
|  | 38                                | Bridging foundation   | :        | 2,482          | :         | 342            | :     | 1,412          | :        | 1,245          | :     | 305            | :     | 1,356          | :    | 2,268    |
| 2.3  | 25                                | Community training  | :        | 2,596          | :         | 1,501          | :     | 3,030          | :        | 2,567          | :     | 1,620          | :     | 3,302          | :    | 1,262    |
| 2.4  | 34                                | Youthreach  | :        | 2,802          | :         | 1,948          | :     | 1,948          | :        | 1,747          | :     | 1,177          | :     | 683            | :    | 883      |
| Mixed  | 20                                | Industry training   | :        | 6,031          | :         | 13,077         | :     | 8,473          | :        | 7,710          | :     | 3,263          | :     | 6,949          | :    | 4,6      |
|  | 21                                | Local enterprise  | :        | 71             | :         | 341            | :     | 57             | :        | 366            | :     | 30             | :     | 186            | :    | 4,6      |
|  | 24                                | Re-integration training   | :        | 3,285          | :         | 1,248          | :     | 1,977          | :        | 1,368          | :     | 2,110          | :     | 3,546          | :    | 4,8      |
|  |                                   | <b>Total category 2 - Training</b>  | :        | <b>24,846</b>  | :         | <b>11,569</b>  | :     | <b>8,767</b>   | :        | <b>13,805</b>  | :     | <b>13,805</b>  | :     | <b>12,628</b>  | :    | <b>9</b> |
|  |                                   | <b>Total category 2 - Training (excl. sub-category 2.4)</b>               | :        | <b>22,044</b>  | :         | <b>8,767</b>   | :     | <b>8,767</b>   | :        | <b>12,628</b>  | :     | <b>12,628</b>  | :     | <b>12,628</b>  | :    | <b>9</b> |
| <b>3 - Job rotation and job sharing</b>                    |                                   |   |          |                |           |                |       |                |          |                |       |                |       |                |      |          |
| 3  |                                   |   | -        | -              | -         | -              | -     | -              | -        | -              | -     | -              | -     | -              | -    |          |
|  |                                   | <b>Total category 3 - Job rotation and job sharing</b>                    | -        | -              | -         | -              | -     | -              | -        | -              | -     | -              | -     | -              | -    |          |
| <b>4 - Employment incentives</b>                           |                                   |   |          |                |           |                |       |                |          |                |       |                |       |                |      |          |
| 4.1  | 4                                 | Back to work allowance  | :        |                | :         | 957            | :     |                | :        |                | :     | 5,384          | :     |                | :    | 2        |
|  | 5                                 | PRSI Exemption scheme   | :        | 2,545*         | :         |                | :     |                | :        |                | :     |                | :     |                | :    |          |
|  | 7                                 | Part-time job incentive scheme  | :        | 521*           | :         |                | :     |                | :        |                | :     |                | :     |                | :    | 1        |
|  | 31                                | Jobstart  | :        | 470            | :         | 372            | :     | 497            | :        | 383            | :     | 247            | :     | 202            | :    | 4        |
|  | 32                                | Workplace   | :        | 148            | :         | 1,079          | :     | 1,074          | :        | 710            | :     | 75             | :     | 508            | :    | 4        |
|  |                                   | <b>Total category 4 - Employment incentives</b>                           | :        | <b>38,191*</b> | :         | <b>38,191*</b> | :     | <b>38,191*</b> | :        | <b>38,191*</b> | :     | <b>38,191*</b> | :     | <b>38,191*</b> | :    | <b>4</b> |
| <b>5 - Integration of the disabled</b>                     |                                   |   |          |                |           |                |       |                |          |                |       |                |       |                |      |          |
| 5.1  | 17                                | Workplace/equipment grants  | n.s.     | n.s.           | n.s.      | n.s.           | n.s.  | n.s.           | n.s.     | n.s.           | n.s.  | n.s.           | n.s.  | n.s.           | n.s. |          |
|  | 18                                | Employment support scheme   | :        | 460            | :         |                | :     |                | :        |                | :     | 138*           | :     |                | :    | 4        |
|  |                                   | <b>Total category 5 - Integration of the disabled</b>                     | :        | <b>460</b>     | :         | <b>460</b>     | :     | <b>460</b>     | :        | <b>460</b>     | :     | <b>138*</b>    | :     | <b>138*</b>    | :    | <b>4</b> |

### C.3.7 LMP participants by measure and by type of action: Ireland, 2000

| Category, measure number and name                                    | Number of participants |                |               |               |               |               |               |               |               |       |          |       |
|--|------------------------|----------------|---------------|---------------|---------------|---------------|---------------|---------------|---------------|-------|----------|-------|
|  | Men and women          |                |               |               |               |               | Women         |               |               |       |          |       |
|  | Total                  |                | Under 25s     |               | Total         |               | Under 25s     |               | Total         |       | Notes    |       |
|  | Stock                  | Entrants       | Exits         | Stock         | Entrants      | Exits         | Stock         | Entrants      | Exits         | Stock | Entrants | Exits |
| <b>6 - Direct job creation</b>                                       |                        |                |               |               |               |               |               |               |               |       |          |       |
| 6.2 37 Job Initiative  | 2,803                  | 3,475          | 2,853         | 1,184         | 1,522         | 1,331         | 1,228         | 1,551         | 1,266         |       |          | 4     |
| 23 Community employment scheme                                       | 33,859                 | 46,715         | 49,032        | 19,328        | 28,224        | 30,874        | 18,097        | 26,181        | 27,152        |       |          | 4     |
| <b>Total category 6 - Direct job creation</b>                        | <b>36,662</b>          | <b>50,190</b>  | <b>51,885</b> | <b>20,512</b> | <b>29,746</b> | <b>32,205</b> | <b>19,325</b> | <b>27,732</b> | <b>28,418</b> |       |          |       |
| <b>7 - Start-up incentives</b>                                       |                        |                |               |               |               |               |               |               |               |       |          |       |
| 7 3 Back to work enterprise allowance (BWEA)                         | 4,503                  | :              | :             | 110           | :             | :             | 801           | :             | :             |       |          |       |
| <b>Total category 7 - Start-up incentives</b>                        | <b>4,503</b>           | <b>:</b>       | <b>:</b>      | <b>110</b>    | <b>:</b>      | <b>:</b>      | <b>801</b>    | <b>:</b>      | <b>:</b>      |       |          |       |
| <b>8 - Out-of-work income maintenance and support</b>                |                        |                |               |               |               |               |               |               |               |       |          |       |
| 8.1 1 Unemployment benefit   | 57,198                 | 113,352        | :             | 7,209         | 21,776        | :             | 31,712        | 54,231        | :             |       |          |       |
| 2 Unemployment assistance  | 85,013                 | 93,017         | :             | 18,380        | 37,832        | :             | 24,449        | 34,518        | :             |       |          |       |
| <b>Total category 8 - Out-of-work income maintenance and support</b> | <b>142,211</b>         | <b>206,369</b> | <b>:</b>      | <b>25,589</b> | <b>59,608</b> | <b>:</b>      | <b>56,161</b> | <b>88,749</b> | <b>:</b>      |       |          |       |
| <b>9 - Early retirement</b>  |                        |                |               |               |               |               |               |               |               |       |          |       |
| 9.2 12 Pre-retirement allowance                                      | 11,888                 | 12,521         | :             | -             | -             | :             | 3,214*        | 2,352         | :             |       |          | 10    |
| <b>Total category 9 - Early retirement</b>                           | <b>11,888</b>          | <b>12,521</b>  | <b>:</b>      | <b>-</b>      | <b>-</b>      | <b>:</b>      | <b>3,214*</b> | <b>2,352</b>  | <b>:</b>      |       |          |       |

#### Notes

- 1 Entrants refer to total participants during the year (i.e. stock from the end of the previous year plus new starts).
- 2 Stock: number of recipients during the year
- 3 Stock: Start-year figure
- 4 Stock: End-year figure
- 5 Includes Community youth training programme (45%) and Local training initiative (55%)
- 6 Includes Specific skills training (75%), Traineeship (15%) and Job training scheme (10%).
- 7 Includes Enterprise Training (77%) and Special training initiatives (23%)
- 8 Includes Community training workshops (70%), Return to work (21%) and Linked work experience (9%).
- 9 Data on apprenticeship (category 2.4) are not considered comparable between countries so aggregates on training should only be considered excluding this sub-category.
- 10 Data refer to pre-retirement allowances only (PRETA) and exclude those receiving pre-retirement credits only (PRECS).


C.3.8 LMP participants by measure and by type of action: Italia, 2000

| Category, measure number and name  | Number of participants |       |           |       |          |       |          |       |          |       |          |       |   |   |
|--|------------------------|-------|-----------|-------|----------|-------|----------|-------|----------|-------|----------|-------|---|---|
|  | Men and women          |       |           |       |          |       | Women    |       |          |       |          |       |   |   |
|  | Total                  |       | Under 25s |       | Stock    |       | Total    |       | Stock    |       | Total    |       |   |   |
|  | Entrants               | Exits | Entrants  | Exits | Entrants | Exits | Entrants | Exits | Entrants | Exits | Entrants | Exits |   |   |
| <b>0 - Public employment services (PES)</b>  |                        |       |           |       |          |       |          |       |          |       |          |       |   |   |
| 0  |                        |       |           |       |          |       |          |       |          |       |          |       |   |   |
| <b>Total category 0 - Public employment services (PES)</b>                               | -                      | -     | -         | -     | -        | -     | -        | -     | -        | -     | -        | -     | - | - |
| <b>1 - Intensive counselling and job-search assistance</b>                               |                        |       |           |       |          |       |          |       |          |       |          |       |   |   |
| 1  |                        |       |           |       |          |       |          |       |          |       |          |       |   |   |
| <b>Total category 1 - Intensive counselling and job-search assistance</b>                | -                      | -     | -         | -     | -        | -     | -        | -     | -        | -     | -        | -     | - | - |
| <b>2 - Training</b>  |                        |       |           |       |          |       |          |       |          |       |          |       |   |   |
| 2.1 26 Training for first-time job seekers   | :                      | 4,281 | :         | :     | :        | :     | :        | :     | :        | :     | :        | :     | : | : |
| 27 Training for long-term unemployed or persons at risk of becoming long-term unemployed | :                      | 1,551 | :         | :     | :        | :     | :        | :     | :        | :     | :        | :     | : | : |
| 29 Training for disadvantaged people   | :                      | 350   | :         | :     | :        | :     | :        | :     | :        | :     | :        | :     | : | : |
| 2.2 24 Training & work contracts   | 310,291                | :     | 149,107*  | :     | :        | :     | 107,576* | :     | :        | :     | :        | :     | : | : |
| 28 Training for workers at risk of unemployment  | :                      | 3,074 | :         | :     | :        | :     | :        | :     | :        | :     | :        | :     | : | : |
| 2.4 25 Apprenticeship  | 458,274                | :     | 455,038*  | :     | :        | :     | 181,627* | :     | :        | :     | :        | :     | : | : |
| <b>Total category 2 - Training</b>   | :                      | :     | :         | :     | :        | :     | :        | :     | :        | :     | :        | :     | : | : |
| <b>Total category 2 - Training (excl. sub-category 2.4)</b>                              | :                      | :     | :         | :     | :        | :     | :        | :     | :        | :     | :        | :     | : | 1 |
| <b>3 - Job rotation and job sharing</b>  |                        |       |           |       |          |       |          |       |          |       |          |       |   |   |
| 3.2 8 [Component] Solidarity contracts - Expansive                                       | -                      | -     | -         | -     | -        | -     | -        | -     | -        | -     | -        | -     | - | - |
| <b>Total category 3 - Job rotation and job sharing</b>                                   | -                      | -     | -         | -     | -        | -     | -        | -     | -        | -     | -        | -     | - | - |

### C.3.8 LMP participants by measure and by type of action: Italia, 2000

|                                  | Category, measure number and name | Number of participants   |                |           |       |               |       |       |               |       |       |          |       |  |  |  |
|----------------------------------|-----------------------------------|--|----------------|-----------|-------|---------------|-------|-------|---------------|-------|-------|----------|-------|--|--|--|
|                                  |                                   | Men and women  |                |           |       |               |       | Women |               |       |       |          |       |  |  |  |
|                                  |                                   | Total  |                | Under 25s |       | Total         |       | Total |               | Total |       | Total    |       |  |  |  |
|                                  |                                   | Stock  | Entrants       | Exits     | Stock | Entrants      | Exits | Stock | Entrants      | Exits | Stock | Entrants | Exits |  |  |  |
| <b>4 - Employment incentives</b> |                                   |  |                |           |       |               |       |       |               |       |       |          |       |  |  |  |
| 4.1                              | 3                                 | [Component] Incentives for hiring those registered in mobility lists<br>- Open ended contracts | 42,854         | :         | :     | 4,352         | :     | :     | 20,372*       | :     | :     |          |       |  |  |  |
| 3                                | 3                                 | [Component] Incentives for hiring those registered in mobility lists<br>- Temporary contracts  | 39,519         | :         | :     | 2,893         | :     | :     | 16,399*       | :     | :     |          |       |  |  |  |
| 10                               |                                   | Reintegration contracts  | 113            | :         | :     | 11*           | :     | :     | 51*           | :     | :     |          |       |  |  |  |
| 32                               |                                   | Reintegration of managers in SMEs  | 100            | :         | :     | :             | :     | :     | :             | :     | :     |          |       |  |  |  |
| 35                               |                                   | Incentives for taking on employees in CIGS   | 1,045          | :         | :     | 34*           | :     | :     | 218*          | :     | :     |          |       |  |  |  |
| 36                               |                                   | Incentives for taking on long-term unemployed  | 312,401        | :         | :     | 88,794*       | :     | :     | 143,813*      | :     | :     |          |       |  |  |  |
| 51                               |                                   | Total triennial relief   | :              | :         | :     | :             | :     | :     | :             | :     | :     |          |       |  |  |  |
| 52                               |                                   | Total annual relief  | :              | :         | :     | :             | :     | :     | :             | :     | :     |          |       |  |  |  |
| 53                               |                                   | Vocational integration schemes   | 15,145         | :         | :     | :             | :     | :     | :             | :     | :     |          |       |  |  |  |
| 54                               |                                   | Vocational and guidance traineeships   | :              | :         | :     | :             | :     | :     | :             | :     | :     |          |       |  |  |  |
| 55                               |                                   | [Component] Subsidies for the reinsertion of ex-LSU - Labour cost subsidies                    | :              | :         | :     | :             | :     | :     | :             | :     | :     |          |       |  |  |  |
| 56                               |                                   | Tax relief for SMEs creating jobs in Objective 1 areas   | :              | :         | :     | :             | :     | :     | :             | :     | :     |          |       |  |  |  |
| 59                               |                                   | Conversion of temporary apprenticeship contracts into permanent ones                           | 56,534         | :         | :     | 54,317*       | :     | :     | 26,719*       | :     | :     |          |       |  |  |  |
| 60                               |                                   | Conversion of temporary training & work contracts into permanent ones                          | 19,892         | :         | :     | 6,007*        | :     | :     | 6,329*        | :     | :     |          |       |  |  |  |
| 4.2                              | 8                                 | [Component] Solidarity contracts - Defensive   | -              | :         | :     | -             | :     | :     | -             | :     | :     |          |       |  |  |  |
| 49                               |                                   | Realignment contracts  | 3,791          | :         | :     | :             | :     | :     | :             | :     | :     |          |       |  |  |  |
| 61                               |                                   | Subsidy for firms located in the Mezzogiorno   | 307,644        | :         | :     | :             | :     | :     | :             | :     | :     |          |       |  |  |  |
|                                  |                                   | <b>Total category 4 - Employment incentives</b>  |                | :         | :     |               | :     | :     |               | :     | :     |          |       |  |  |  |
|                                  |                                   | <b>5 - Integration of the disabled</b>   |                |           |       |               |       |       |               |       |       |          |       |  |  |  |
| 5.1                              | 67                                | Exemption from social contributions for disadvantaged workers in social cooperatives           | 11,996         | :         | :     | 1,454*        | :     | :     | 3,778*        | :     | :     |          |       |  |  |  |
|                                  |                                   | <b>Total category 5 - Integration of the disabled</b>  | <b>11,996</b>  | :         | :     | <b>1,454*</b> | :     | :     | <b>3,778*</b> | :     | :     |          |       |  |  |  |
|                                  |                                   | <b>6 - Direct job creation</b>   |                |           |       |               |       |       |               |       |       |          |       |  |  |  |
| 6.2                              | 11                                | Socially useful work (LSU)   | 119,520        | :         | :     | 1,725         | :     | :     | 56,495        | :     | :     |          |       |  |  |  |
|                                  |                                   | <b>Total category 6 - Direct job creation</b>  | <b>119,520</b> | :         | :     | <b>1,725</b>  | :     | :     | <b>56,495</b> | :     | :     |          |       |  |  |  |

### C.3.8 LMP participants by measure and by type of action: Italia, 2000

| Category, measure number and name<br> | Number of participants |              |           |          |          |       |               |              |       |               |              |       |
|--|------------------------|--------------|-----------|----------|----------|-------|---------------|--------------|-------|---------------|--------------|-------|
|  | Men and women          |              |           |          |          |       | Women         |              |       |               |              |       |
|  | Total                  |              | Under 25s |          | Total    |       | Total         |              | Total |               | Total        |       |
|  | Stock                  | Entrants     | Exits     | Stock    | Entrants | Exits | Stock         | Entrants     | Exits | Stock         | Entrants     | Exits |
| <b>7 - Start-up incentives</b>   |                        |              |           |          |          |       |               |              |       |               |              |       |
| 7 3d Capitalisation of mobility allowances for the creation of new businesses or self-employment                         | :                      | :            | :         | :        | :        | :     | :             | :            | :     | :             | :            | :     |
| 19 Loans for one-person businesses   | :                      | 9,724        | :         | :        | :        | :     | :             | :            | :     | 3,336         | :            | :     |
| 55 [Component] Subsidies for the reinsertion of ex-LSU - Self-employed   | :                      | :            | :         | :        | :        | :     | :             | :            | :     | :             | :            | :     |
| 65 Relief for workers under 32 starting their own business   | :                      | :            | :         | :        | :        | :     | :             | :            | :     | :             | :            | :     |
| <b>Total category 7 - Start-up incentives</b>  | :                      | :            | :         | :        | :        | :     | :             | :            | :     | :             | :            | :     |
| <b>8 - Out-of-work income maintenance and support</b>  |                        |              |           |          |          |       |               |              |       |               |              |       |
| 8.1 3a Mobility allowance  | 93,542                 | :            | :         | 1,102    | :        | :     | 33,925        | :            | :     | :             | :            | :     |
| 68 Ordinary unemployment benefit   | :                      | 191,712      | :         | :        | 9,722    | :     | :             | 109,560      | :     | :             | :            | 2     |
| 69 Ordinary unemployment benefit with reduced requirements   | :                      | 387,133      | :         | :        | 27,177   | :     | :             | 242,008      | :     | :             | :            | :     |
| 70 Unemployment benefit (ordinary and special) in the agricultural sector  | :                      | 587,789      | :         | :        | 41,033   | :     | :             | 303,790      | :     | :             | :            | :     |
| 8.2 2 Wage Compensation Fund   | 84,635*                | :            | :         | :        | :        | :     | :             | :            | :     | :             | :            | 3     |
| <b>Total category 8 - Out-of-work income maintenance and support</b>   | :                      | :            | :         | :        | :        | :     | :             | :            | :     | :             | :            | :     |
| <b>9 - Early retirement</b>  |                        |              |           |          |          |       |               |              |       |               |              |       |
| 9.2 16 Early retirement  | 165,281                | 9,182        | :         | -        | -        | :     | 41,667        | 2,671        | :     | 41,667        | 2,671        | :     |
| <b>Total category 9 - Early retirement</b>   | <b>165,281</b>         | <b>9,182</b> | :         | <b>-</b> | <b>-</b> | :     | <b>41,667</b> | <b>2,671</b> | :     | <b>41,667</b> | <b>2,671</b> | :     |


#### Notes

- 1 Data on apprenticeship (category 2.4) are not considered comparable between countries so aggregates on training should only be considered excluding this sub-category.
- 2 Entrants: approved applications.
- 3 Stock: estimated by dividing total hours paid by average contractual working time.

### C.3.9 LMP participants by measure and by type of action: Luxembourg, 2000

| Category, measure number and name   | Number of participants |       |           |       |          |       |          |       |          |       |          |       |
|---|------------------------|-------|-----------|-------|----------|-------|----------|-------|----------|-------|----------|-------|
|   | Men and women          |       |           |       |          |       | Women    |       |          |       |          |       |
|   | Total                  |       | Under 25s |       | Stock    |       | Total    |       | Stock    |       | Total    |       |
|   | Entrants               | Exits | Entrants  | Exits | Entrants | Exits | Entrants | Exits | Entrants | Exits | Entrants | Exits |
| <b>0 - Public employment services (PES)</b>                               |                        |       |           |       |          |       |          |       |          |       |          |       |
| 0   |                        |       |           |       |          |       |          |       |          |       |          |       |
| <b>Total category 0 - Public employment services (PES)</b>                | -                      | -     | -         | -     | -        | -     | -        | -     | -        | -     | -        | -     |
| <b>1 - Intensive counselling and job-search assistance</b>                |                        |       |           |       |          |       |          |       |          |       |          |       |
| 1   |                        |       |           |       |          |       |          |       |          |       |          |       |
| <b>Total category 1 - Intensive counselling and job-search assistance</b> | -                      | -     | -         | -     | -        | -     | -        | -     | -        | -     | -        | -     |
| <b>2 - Training</b>   |                        |       |           |       |          |       |          |       |          |       |          |       |
| 2   | 60                     | 162   | :         | :     | :        | :     | :        | :     | :        | :     | :        | :     |
| 2.1   | :                      | :     | :         | :     | :        | :     | :        | :     | :        | :     | :        | :     |
| 11  | :                      | :     | :         | :     | :        | :     | :        | :     | :        | :     | :        | :     |
| 12  | :                      | :     | :         | :     | :        | :     | :        | :     | :        | :     | :        | :     |
| 2.2   | 974                    | 2,404 | :         | :     | :        | :     | :        | :     | :        | :     | :        | :     |
| 24  | 87                     | 245   | :         | :     | :        | :     | :        | :     | :        | :     | :        | :     |
| 25  | :                      | 1,461 | :         | :     | :        | :     | :        | :     | :        | :     | :        | :     |
| 2.4   | :                      | :     | :         | :     | :        | :     | :        | :     | :        | :     | :        | 1     |
| 18  | :                      | :     | :         | :     | :        | :     | :        | :     | :        | :     | :        | :     |
| Aids/subsidies for apprenticeships  | :                      | :     | :         | :     | :        | :     | :        | :     | :        | :     | :        | :     |
| <b>Total category 2 - Training</b>  | :                      | :     | :         | :     | :        | :     | :        | :     | :        | :     | :        | 2     |
| <b>Total category 2 - Training (excl. sub-category 2.4)</b>               | :                      | :     | :         | :     | :        | :     | :        | :     | :        | :     | :        | 2     |
| <b>3 - Job rotation and job sharing</b>                                   |                        |       |           |       |          |       |          |       |          |       |          |       |
| 3   |                        |       |           |       |          |       |          |       |          |       |          |       |
| <b>Total category 3 - Job rotation and job sharing</b>                    | -                      | -     | -         | -     | -        | -     | -        | -     | -        | -     | -        | -     |
| <b>4 - Employment incentives</b>  |                        |       |           |       |          |       |          |       |          |       |          |       |
| 4   | :                      | 1,061 | :         | :     | :        | :     | :        | :     | :        | :     | :        | :     |
| Aid to re-enter the labour market   | :                      | 161   | :         | :     | :        | :     | :        | :     | :        | :     | :        | :     |
| 4.1   | :                      | 226   | :         | :     | :        | :     | :        | :     | :        | :     | :        | :     |
| 6   | :                      | 328   | :         | :     | :        | :     | :        | :     | :        | :     | :        | :     |
| Aid for employing long-term and older unemployed                          | :                      | 1,776 | :         | :     | :        | :     | :        | :     | :        | :     | :        | :     |
| 7   | :                      | :     | :         | :     | :        | :     | :        | :     | :        | :     | :        | :     |
| Mobility allowance  | :                      | :     | :         | :     | :        | :     | :        | :     | :        | :     | :        | :     |
| 9   | :                      | :     | :         | :     | :        | :     | :        | :     | :        | :     | :        | :     |
| Income tax reduction for employing unemployed people                      | :                      | :     | :         | :     | :        | :     | :        | :     | :        | :     | :        | :     |
| <b>Total category 4 - Employment incentives</b>                           | :                      | :     | :         | :     | :        | :     | :        | :     | :        | :     | :        | :     |
| <b>5 - Integration of the disabled</b>                                    |                        |       |           |       |          |       |          |       |          |       |          |       |
| 5.1   | :                      | 383   | :         | :     | :        | :     | :        | :     | :        | :     | :        | :     |
| 21  | :                      | 2     | :         | :     | :        | :     | :        | :     | :        | :     | :        | :     |
| Measures of professional (re)integration of disabled workers              | :                      | 450   | :         | :     | :        | :     | :        | :     | :        | :     | :        | :     |
| 22  | :                      | 5     | :         | :     | :        | :     | :        | :     | :        | :     | :        | :     |
| Adaptation of the workplace for disabled workers                          | :                      | 840   | :         | :     | :        | :     | :        | :     | :        | :     | :        | :     |
| 23  | :                      | :     | :         | :     | :        | :     | :        | :     | :        | :     | :        | :     |
| Reimbursement of supplementary leave for disabled workers                 | :                      | :     | :         | :     | :        | :     | :        | :     | :        | :     | :        | :     |
| 5.3   | :                      | :     | :         | :     | :        | :     | :        | :     | :        | :     | :        | :     |
| 20  | :                      | :     | :         | :     | :        | :     | :        | :     | :        | :     | :        | :     |
| Vocational training and retraining measures for disabled workers          | :                      | :     | :         | :     | :        | :     | :        | :     | :        | :     | :        | :     |
| <b>Total category 5 - Integration of the disabled</b>                     | :                      | :     | :         | :     | :        | :     | :        | :     | :        | :     | :        | :     |

### C.3.9 LMP participants by measure and by type of action: Luxembourg, 2000

| Category, measure number and name<br> | Number of participants |               |           |       |          |       |       |          |       |       |          |       |
|--|------------------------|---------------|-----------|-------|----------|-------|-------|----------|-------|-------|----------|-------|
|  | Men and women          |               |           |       |          |       | Women |          |       |       |          |       |
|  | Total                  |               | Under 25s |       | Total    |       | Total |          | Total |       | Total    |       |
|  | Stock                  | Entrants      | Exits     | Stock | Entrants | Exits | Stock | Entrants | Exits | Stock | Entrants | Exits |
| <b>6 - Direct job creation</b>   |                        |               |           |       |          |       |       |          |       |       |          |       |
| 6.1 13 Subsidies for creating socially useful jobs   | -                      | -             | -         | -     | -        | -     | -     | -        | -     | -     | -        | -     |
| 6.2 2 Extraordinary works of general interest  | :                      | :             | :         | :     | :        | :     | :     | :        | :     | :     | :        | :     |
| 10 Socially useful works   | 145                    | :             | :         | :     | :        | :     | :     | :        | :     | :     | :        | :     |
| <b>Total category 6 - Direct job creation</b>  | :                      | :             | :         | :     | :        | :     | :     | :        | :     | :     | :        | :     |
| <b>7 - Start-up incentives</b>   |                        |               |           |       |          |       |       |          |       |       |          |       |
| 7 14 Subsidies for the creation of businesses by the unemployed  | :                      | 11            | :         | :     | :        | :     | :     | :        | :     | :     | :        | :     |
| <b>Total category 7 - Start-up incentives</b>  | :                      | <b>11</b>     | :         | :     | :        | :     | :     | :        | :     | :     | :        | :     |
| <b>8 - Out-of-work income maintenance and support</b>  |                        |               |           |       |          |       |       |          |       |       |          |       |
| 8.1 5 Unemployment compensation  | 2,025                  | 4,079         | :         | :     | :        | :     | :     | :        | :     | :     | :        | :     |
| 8.2 1 Partial unemployment benefit   | :                      | 908           | :         | :     | :        | :     | :     | :        | :     | :     | :        | :     |
| 4 Compensation for unemployment due to technical reasons or bad weather in the building sector                           | :                      | 5,735         | :         | :     | :        | :     | :     | :        | :     | :     | :        | :     |
| 8.5 8 Debt guarantee in case of employer closing down  | :                      | 860           | :         | :     | :        | :     | :     | :        | :     | :     | :        | :     |
| <b>Total category 8 - Out-of-work income maintenance and support</b>   | :                      | <b>11,582</b> | :         | :     | :        | :     | :     | :        | :     | :     | :        | :     |
| <b>9 - Early retirement</b>  |                        |               |           |       |          |       |       |          |       |       |          |       |
| 9.1 19 Early retirement  | :                      | :             | :         | -     | -        | :     | :     | :        | :     | :     | :        | :     |
| <b>Total category 9 - Early retirement</b>   | :                      | :             | :         | -     | -        | :     | :     | :        | :     | :     | :        | :     |

#### Notes

- 1 Data refer to the academic year 1999-2000.
- 2 Data on apprenticeship (category 2.4) are not considered comparable between countries so aggregates on training should only be considered excluding this sub-category.
- 3 Measure not applied in 2000.

**C.3.10 LMP participants by measure and by type of action: Nederland, 2000**

|   | Category, measure number and name   | Number of participants |                |                |               |              |                |                |                |       |       |          |       |  |          |
|---|---|------------------------|----------------|----------------|---------------|--------------|----------------|----------------|----------------|-------|-------|----------|-------|--|----------|
|   |   | Men and women          |                |                |               |              |                | Women          |                |       |       |          |       |  |          |
|   |   | Total                  |                | Under 25s      |               | Total        |                | Total          |                | Total |       | Total    |       |  |          |
|   |   | Stock                  | Entrants       | Exits          | Stock         | Entrants     | Exits          | Stock          | Entrants       | Exits | Stock | Entrants | Exits |  |          |
| <b>0 - Public employment services (PES)</b>                               |   |                        |                |                |               |              |                |                |                |       |       |          |       |  |          |
| 0 39  | PES - Public employment services  | 511,270                | 584,994        | 592,139        | 65,322        | :            | 263,563        | 280,773        | 281,851        |       |       |          |       |  |          |
|   | <b>Total category 0 - Public employment services (PES)</b>                                  | <b>511,270</b>         | <b>584,994</b> | <b>592,139</b> | <b>65,322</b> | :            | <b>263,563</b> | <b>280,773</b> | <b>281,851</b> |       |       |          |       |  |          |
| <b>1 - Intensive counselling and job-search assistance</b>                |   |                        |                |                |               |              |                |                |                |       |       |          |       |  |          |
| 1   |   | -                      | -              | -              | -             | -            | -              | -              | -              |       |       |          |       |  |          |
| <b>Total category 1 - Intensive counselling and job-search assistance</b> |   |                        |                |                |               |              |                |                |                |       |       |          |       |  |          |
| <b>2 - Training</b>   |   |                        |                |                |               |              |                |                |                |       |       |          |       |  |          |
| 2 40  | BBSW - Contribution scheme for sectoral training of the unemployed                          | :                      | 17,000*        | :              | :             | :            | :              | :              | :              |       |       |          |       |  |          |
| 38  | [Component] WW - Jobseekers employment act - Activation & training                          | :                      | :              | :              | :             | :            | :              | :              | :              |       |       |          |       |  |          |
| 2.4 1   | [Component] WVA - Act on Reduction of Employers' Tax and Social Security Contribution - VO  | 160,000                | :              | :              | :             | :            | :              | :              | :              |       |       |          |       |  |          |
|   | <b>Total category 2 - Training</b>  | :                      | :              | :              | :             | :            | :              | :              | :              |       |       |          |       |  | <b>1</b> |
|   | <b>Total category 2 - Training (excl. sub-category 2.4)</b>                                 | :                      | :              | :              | :             | :            | :              | :              | :              |       |       |          |       |  |          |
| <b>3 - Job rotation and job sharing</b>                                   |   |                        |                |                |               |              |                |                |                |       |       |          |       |  |          |
| 3.1 37  | Career break  | 128                    | :              | :              | :             | :            | :              | :              | :              |       |       |          |       |  | <b>2</b> |
|   | <b>Total category 3 - Job rotation and job sharing</b>                                      | <b>128</b>             | :              | :              | :             | :            | :              | :              | :              |       |       |          |       |  |          |
| <b>4 - Employment incentives</b>  |   |                        |                |                |               |              |                |                |                |       |       |          |       |  |          |
| 4.1 1   | [Component] WVA - Act on Reduction of Employers' Tax and Social Security Contribution - VLW | 117,000                | :              | :              | :             | :            | :              | :              | :              |       |       |          |       |  |          |
| 14  | RSP - Regulation on Employment in Domestic Services   | 952                    | :              | :              | :             | :            | :              | :              | :              |       |       |          |       |  |          |
| 38  | [Component] WW - Jobseekers employment act - Work experience contracts                      | 5,392                  | 6,767          | 8,179          | :             | :            | 1,929          | 2,425          | 2,955          |       |       |          |       |  |          |
|   | <b>Total category 4 - Employment incentives</b>   | <b>123,344</b>         | :              | :              | :             | :            | :              | :              | :              |       |       |          |       |  |          |
| <b>5 - Integration of the disabled</b>                                    |   |                        |                |                |               |              |                |                |                |       |       |          |       |  |          |
| 5.2 6   | WSW - Sheltered employment act  | 92,101                 | 6,513          | 4,338          | 3,089         | 1,601        | 20,296         | 2,487          | 691            |       |       |          |       |  |          |
|   | <b>Total category 5 - Integration of the disabled</b>                                       | <b>92,101</b>          | <b>6,513</b>   | <b>4,338</b>   | <b>3,089</b>  | <b>1,601</b> | <b>20,296</b>  | <b>2,487</b>   | <b>691</b>     |       |       |          |       |  |          |



**C.3.10 LMP participants by measure and by type of action: Nederland, 2000**

|  | Category, measure number and name | Number of participants |          |           |          |          |          |          |          |          |          |          |          | Notes |
|--|-----------------------------------|------------------------|----------|-----------|----------|----------|----------|----------|----------|----------|----------|----------|----------|-------|
|  |                                   | Men and women          |          |           |          |          |          | Women    |          |          |          |          |          |       |
|  |                                   | Total                  |          | Under 25s |          | Total    |          | Total    |          | Entrants |          | Exits    |          |       |
|  |                                   | Stock                  | Entrants | Stock     | Entrants | Stock    | Entrants | Stock    | Entrants | Stock    | Entrants | Stock    | Exits    |       |
| <b>6 - Direct job creation</b>   |                                   |                        |          |           |          |          |          |          |          |          |          |          |          |       |
| 6  | 3                                 | 43,700                 | 12,000   | 7,400     | :        | :        | :        | :        | :        | :        | :        | :        | 3        |       |
| Regulation on I/D-jobs for long-term unemployed (former W1/EWLW)                         |                                   |                        |          |           |          |          |          |          |          |          |          |          |          |       |
| 6.1  | 38                                | 34,721                 | 16,623   | 17,672    | :        | :        | :        | 15,359   | 8,412    | 8,375    | :        | :        |          |       |
| [Component] WW - Jobseekers employment act - Employment contracts & outplacement         |                                   |                        |          |           |          |          |          |          |          |          |          |          |          |       |
| 6.2  | 13                                | :                      | :        | :         | :        | :        | :        | :        | :        | :        | :        | :        |          |       |
| W13 - Community work   |                                   |                        |          |           |          |          |          |          |          |          |          |          |          |       |
| <b>Total category 6 - Direct job creation</b>  |                                   | <b>:</b>               | <b>:</b> | <b>:</b>  | <b>:</b> | <b>:</b> | <b>:</b> | <b>:</b> | <b>:</b> | <b>:</b> | <b>:</b> | <b>:</b> | <b>:</b> |       |
| <b>7 - Start-up incentives</b>   |                                   |                        |          |           |          |          |          |          |          |          |          |          |          |       |
| 7  |                                   |                        |          |           |          |          |          |          |          |          |          |          |          |       |
| <b>Total category 7 - Start-up incentives</b>  |                                   | <b>-</b>               | <b>-</b> | <b>-</b>  | <b>-</b> | <b>-</b> | <b>-</b> | <b>-</b> | <b>-</b> | <b>-</b> | <b>-</b> | <b>-</b> | <b>-</b> |       |
| <b>8 - Out-of-work income maintenance and support</b>                                    |                                   |                        |          |           |          |          |          |          |          |          |          |          |          |       |
| 8.1  | 31                                | 193,600                | 274,600  | 302,200   | 7,700    | 34,600   | 36,600   | 84,000   | 124,600  | 137,200  | :        | :        | 3        |       |
| WW - Unemployment Insurance  |                                   |                        |          |           |          |          |          |          |          |          |          |          |          |       |
|  | 32                                | 83,000                 | :        | :         | :        | :        | :        | :        | :        | :        | :        | :        |          |       |
| TW - Supplementary benefits  |                                   |                        |          |           |          |          |          |          |          |          |          |          |          |       |
|  | 33                                | 335,000                | :        | :         | 26,000   | :        | :        | 194,000  | :        | :        | :        | :        | 3        |       |
| Abw - National Assistance benefit  |                                   |                        |          |           |          |          |          |          |          |          |          |          |          |       |
|  | 34                                | 19,000                 | :        | :         | :        | :        | :        | :        | :        | :        | :        | :        | 3        |       |
| IOAW - Income provisions for older or partially disabled, formerly unemployed persons    |                                   |                        |          |           |          |          |          |          |          |          |          |          |          |       |
|  | 35                                | 3,100                  | :        | :         | :        | :        | :        | :        | :        | :        | :        | :        | 3        |       |
| IOAZ - Income provisions for older or partially disabled, formerly self-employed persons |                                   |                        |          |           |          |          |          |          |          |          |          |          |          |       |
| <b>Total category 8 - Out-of-work income maintenance and support</b>                     |                                   | <b>633,700</b>         | <b>:</b> | <b>:</b>  | <b>:</b> | <b>:</b> | <b>:</b> | <b>:</b> | <b>:</b> | <b>:</b> | <b>:</b> | <b>:</b> | <b>:</b> |       |
| <b>9 - Early retirement</b>  |                                   |                        |          |           |          |          |          |          |          |          |          |          |          |       |
| 9  |                                   |                        |          |           |          |          |          |          |          |          |          |          |          |       |
| <b>Total category 9 - Early retirement</b>   |                                   | <b>-</b>               | <b>-</b> | <b>-</b>  | <b>-</b> | <b>-</b> | <b>-</b> | <b>-</b> | <b>-</b> | <b>-</b> | <b>-</b> | <b>-</b> | <b>-</b> |       |


Notes

- 1 Data on apprenticeship (category 2.4) are not considered comparable between countries so aggregates on training should only be considered excluding this sub-category.
- 2 Stock: total participants in the year (i.e. stock from the end of the previous year plus new starts). Refer to persons taking leave; just under half (58/128) of these were replaced by unemployed.
- 3 Stock: year-end figure

C.3.1.1 LMP participants by measure and by type of action: Österreich, 2000

|   |    | Number of participants   |          |          |           |          |        |        |          |          |        |          |          |        |      |
|---|----|--|----------|----------|-----------|----------|--------|--------|----------|----------|--------|----------|----------|--------|------|
|   |    | Men and women  |          |          |           |          |        | Women  |          |          |        |          |          |        |      |
|   |    | Total  |          |          | Under 25s |          |        | Total  |          |          | Total  |          |          |        |      |
|   |    | Stock  | Entrants | Exits    | Stock     | Entrants | Exits  | Stock  | Entrants | Exits    | Stock  | Entrants | Exits    |        |      |
| <b>0 - Public employment services (PES)</b>                               |    |  |          |          |           |          |        |        |          |          |        |          |          |        |      |
| 0   | 24 | Counselling and support of employment seekers & services to enterprises                  | :        | :        | :         | :        | :      | :      | :        | :        | :      | :        | :        | :      | :    |
| <b>Total category 0 - Public employment services (PES)</b>                |    |  |          |          |           |          |        |        |          |          |        |          |          |        |      |
| <b>1 - Intensive counselling and job-search assistance</b>                |    |  |          |          |           |          |        |        |          |          |        |          |          |        |      |
| 1   | 16 | External labour market consultation and support  | :        | 10,210*  | 10,538*   | :        | 1,578* | 1,596* | :        | 5,498*   | 5,563* | :        | 5,498*   | 5,563* | :    |
|   | 28 | Interview allowance  | n.r.     | 11,011   | 11,011    | n.r.     | 2,764  | 2,764  | n.r.     | 3,688    | 3,688  | n.r.     | 3,688    | 3,688  | n.r. |
| <b>Total category 1 - Intensive counselling and job-search assistance</b> |    |  |          |          |           |          |        |        |          |          |        |          |          |        |      |
|   |    |  | :        | 21,221*  | 21,549*   | :        | 4,342* | 4,360* | :        | 9,186*   | 9,251* | :        | 9,186*   | 9,251* | :    |
| <b>2 - Training</b>   |    |  |          |          |           |          |        |        |          |          |        |          |          |        |      |
| 2   | 18 | [Component] Employment foundations - Training and guidance                               | 3,487    | 4,333    | 4,629     | 559      | 775    | 671    | 1,211    | 1,568    | 1,600  | 1        | 1,568    | 1,600  | 1    |
|   | 45 | Community initiative EMPLOYMENT  | :        | 674      | :         | :        | 375    | :      | :        | 366      | :      | 2        | 366      | :      | 2    |
|   | 46 | Community initiative ADAPT   | :        | 1,906    | :         | :        | 218    | :      | :        | 1,082    | :      | 2        | 1,082    | :      | 2    |
| 2.1   | 7  | Promotion of occupational mobility - course cost and course related cost                 | 19,387   | 83,805   | 81,589    | 6,472    | 22,801 | 21,985 | 11,057   | 47,508   | 46,238 |          | 47,508   | 46,238 |      |
|   | 8  | Promotion of occupational mobility - living allowance                                    | 17,578   | 67,313   | 64,822    | 6,345    | 20,103 | 19,371 | 9,956    | 38,426   | 36,915 |          | 38,426   | 36,915 |      |
|   | 9  | Unemployment benefit for training after parental leave                                   | 29       | 167      | 172       | 4        | 30     | 27     | 28       | 164      | 170    |          | 164      | 170    |      |
|   | 12 | Aid to institutions - support for people participating in courses (without the disabled) | 16,906   | 91,672   | 94,619    | 5,281    | 26,874 | 28,162 | 9,825    | 51,083   | 52,938 |          | 51,083   | 52,938 |      |
|   | 25 | Further training allowance   | 3,535    | 6,000    | 3,616     | 290      | 608    | 319    | 3,238    | 5,437    | 3,137  |          | 5,437    | 3,137  |      |
| 2.2   | 13 | Aid to enterprises   | :        | 17,871   | :         | :        | :      | :      | :        | 9,947*   | :      |          | 9,947*   | :      |      |
| 2.4   | 11 | Promotion of apprenticeship training and vocational training                             | 8,689    | 6,377    | 12,135    | 8,613    | 6,297  | 12,042 | 3,608    | 2,585    | 5,104  |          | 2,585    | 5,104  |      |
|   | 31 | Apprenticeship foundations (NAP safety net for young people)                             | 1,171*   | 19*      | 845*      | 1,171*   | 19*    | 845*   | 978*     | 14*      | 411*   |          | 14*      | 411*   |      |
|   | 32 | JASG training courses (NAP safety net for young people)                                  | 1,797*   | 1,984*   | 1,925*    | 1,797*   | 1,984* | 1,925* | 1,130*   | 1,061*   | 1,202* |          | 1,061*   | 1,202* |      |
| <b>Total category 2 - Training</b>  |    |  |          |          |           |          |        |        |          |          |        |          |          |        |      |
|   |    |  | :        | 282,121* | :         | :        | :      | :      | :        | 159,241* | :      | :        | 159,241* | :      | 4    |
| <b>Total category 2 - Training (excl. sub-category 2.4)</b>               |    |  |          |          |           |          |        |        |          |          |        |          |          |        |      |
|   |    |  | :        | 273,741  | :         | :        | :      | :      | :        | 155,581* | :      | :        | 155,581* | :      | 4    |
| <b>3 - Job rotation and job sharing</b>                                   |    |  |          |          |           |          |        |        |          |          |        |          |          |        |      |
| 3.1   | 26 | Solidarity bonus   | 47       | 16       | 30        | 9        | 3      | 4      | 32       | 9        | 15     |          | 9        | 15     |      |
| <b>Total category 3 - Job rotation and job sharing</b>                    |    |  |          |          |           |          |        |        |          |          |        |          |          |        |      |
|   |    |  | 47       | 16       | 30        | 9        | 3      | 4      | 32       | 9        | 15     |          | 9        | 15     |      |

C.3.1.11 LMP participants by measure and by type of action: Österreich, 2000

| Category, measure number and name   | Number of participants |               |              |           |           |           |            |              |            |       |          |       |
|---|------------------------|---------------|--------------|-----------|-----------|-----------|------------|--------------|------------|-------|----------|-------|
|   | Men and women          |               |              |           |           |           | Women      |              |            |       |          |       |
|   | Total                  |               | Under 25s    |           | Total     |           | Total      |              | Total      |       | Total    |       |
|   | Stock                  | Entrants      | Exits        | Stock     | Entrants  | Exits     | Stock      | Entrants     | Exits      | Stock | Entrants | Exits |
|  |                        |               |              |           |           |           |            |              |            |       |          |       |
| <b>4 - Employment incentives</b>  |                        |               |              |           |           |           |            |              |            |       |          |       |
| 4.1 5 Promotion of regional mobility and entry into employment - travel allowance   | 984                    | 1,555         | 1,526        | 786       | 1,137     | 1,098     | 578        | 929          | 911        |       |          |       |
| 6 Promotion of regional mobility and entry into employment - childcare allowance    | 6,451                  | 15,312        | 15,292       | 690       | 1,605     | 1,601     | 6,324      | 15,027       | 15,015     |       |          |       |
| 4.2 15 Integration subsidies (incl. special integration subsidies)                  | 12,830                 | 15,271        | 19,355       | 1,524     | 1,738     | 2,725     | 6,600      | 7,594        | 10,172     |       |          |       |
| 19 Promotion of investment and restructuring  |                        | 4,935         |              |           |           |           |            |              |            |       |          |       |
| 22 Reintegration aid after parental leave   |                        | 744           |              |           |           |           |            | 741          |            |       |          |       |
| 30 Bonus part of the incentive-disincentive system for elderly workers              | 22,137                 | 27,700        | 24,314       |           |           |           | 7,607      | 9,780        | 8,430      |       |          |       |
| <b>Total category 4 - Employment incentives</b>                                     |                        | <b>65,517</b> |              |           |           |           |            |              |            |       |          |       |
| <b>5 - Integration of the disabled</b>  |                        |               |              |           |           |           |            |              |            |       |          |       |
| 5 37 Employment subsidies for the disabled through the BSBs                         |                        | 8,266         |              |           |           |           |            | 4,805*       |            | 2     |          |       |
| 40 Subsidy to workplace equipment for the eligible disabled                         |                        | 312           |              |           |           |           |            | 98*          |            | 2     |          |       |
| 5.1 34 Work adjustment backup system and job assistance for the disabled            |                        | 3,808         |              |           |           |           |            | 1,814*       |            | 2     |          |       |
| 5.2 43 Bonuses for contracted out work (BSB)  |                        | 3,750         |              |           |           |           |            |              |            | 2     |          |       |
| 44 Integration enterprises (BSB)  |                        | 1,480         |              |           | 143       |           |            | 498          |            | 2     |          |       |
| 5.3 35 Vocational training for the disabled   |                        | 6,446         |              |           |           |           |            | 2,379        |            | 2     |          |       |
| <b>Total category 5 - Integration of the disabled</b>                               |                        | <b>24,062</b> |              |           |           |           |            |              |            |       |          |       |
| <b>6 - Direct job creation</b>  |                        |               |              |           |           |           |            |              |            |       |          |       |
| 6.1 27 Childcare institutions   | 555*                   | 1,110         |              |           |           |           | 550*       | 1,101        |            |       |          |       |
| 48 New Start  |                        | 949           |              |           |           |           |            | 707          |            | 2     |          |       |
| 6.2 14 Socio-economic employment companies  | 2,513                  | 6,218         | 6,289        | 459       | 1,080     | 1,148     | 1,240      | 2,931        | 3,055      |       |          |       |
| 29 Non-profit sector integration subsidy  | 928                    | 1,074         | 1,281        | 177       | 197       | 257       | 625        | 655          | 836        |       |          |       |
| <b>Total category 6 - Direct job creation</b>                                       |                        | <b>9,351</b>  |              |           |           |           |            | <b>5,394</b> |            |       |          |       |
| <b>7 - Start-up incentives</b>  |                        |               |              |           |           |           |            |              |            |       |          |       |
| 7 17 Business start-up programme  | 570                    | 1,719         | 1,719        | 24        | 70        | 69        | 200        | 575          | 561        |       |          |       |
| 18 [Component] Employment foundations - Support for business start-ups              | n.s.                   | -             | -            | n.s.      | -         | -         | n.s.       | -            | -          | 1     |          |       |
| <b>Total category 7 - Start-up incentives</b>                                       | <b>570</b>             | <b>1,719</b>  | <b>1,719</b> | <b>24</b> | <b>70</b> | <b>69</b> | <b>200</b> | <b>575</b>   | <b>561</b> |       |          |       |

### C.3.11 LMP participants by measure and by type of action: Österreich, 2000

| Category, measure number and name  | Number of participants |          |           |          |              |          |          |          |          |          |          |          |          |          |
|--|------------------------|----------|-----------|----------|--------------|----------|----------|----------|----------|----------|----------|----------|----------|----------|
|  | Men and women          |          |           |          |              |          | Women    |          |          |          |          |          |          |          |
|  | Total                  |          | Under 25s |          | Total        |          | Total    |          | Total    |          | Total    |          |          |          |
|  | Stock                  | Entrants | Stock     | Entrants | Stock        | Entrants | Stock    | Entrants | Stock    | Entrants | Stock    | Entrants | Exits    | Notes    |
| <b>8 - Out-of-work income maintenance and support</b>                              |                        |          |           |          |              |          |          |          |          |          |          |          |          |          |
| 8.1 1 Unemployment benefit   | 108,574                | 519,001  | 18,021    | 113,563  | 44,284       | 202,819  | 205,103  |          |          |          |          |          |          |          |
| 2 Unemployment assistance  | 77,376                 | 150,897  | 5,404     | 21,419   | 35,832       | 72,245   | 81,863   |          |          |          |          |          |          |          |
| 36 Special unemployment assistance   | 6,428                  | 8,745    | 1,044     | 1,746    | 6,390        | 8,671    | 8,748    |          |          |          |          |          |          |          |
| 8.2 20 Short-time working allowance  | n.s.                   | 2,698*   | n.s.      | :        | n.s.         | 541*     | 541*     |          |          |          |          |          |          |          |
| 21 Bad weather compensation  | 1,917*                 | :        | :         | :        | :            | :        | :        |          |          |          |          |          |          | 5        |
| 8.5 33 Bankruptcy compensation   | n.r.                   | 38,853*  | n.r.      | :        | n.r.         | :        | :        |          |          |          |          |          |          |          |
| <b>Total category 8 - Out-of-work income maintenance and support</b>               | <b>194,295*</b>        | <b>:</b> | <b>:</b>  | <b>:</b> | <b>:</b>     | <b>:</b> | <b>:</b> | <b>:</b> | <b>:</b> | <b>:</b> | <b>:</b> | <b>:</b> | <b>:</b> | <b>:</b> |
| <b>9 - Early retirement</b>  |                        |          |           |          |              |          |          |          |          |          |          |          |          |          |
| 9.2 3 Transfer benefits to facilitate transition into retirement - Special support | 2,281                  | :        | -         | :        | 80           | :        | :        |          |          |          |          |          |          |          |
| 4 Benefits to facilitate transition into retirement - Pension advances             | 12,004                 | 32,202   | 62        | 242      | 3,635        | 10,668   | 6,919    |          |          |          |          |          |          |          |
| 49 Part-time work assistance for older workers                                     | 501                    | 1,324    | -         | -        | 257          | 696      | 18       |          |          |          |          |          |          |          |
| <b>Total category 9 - Early retirement</b>   | <b>14,786</b>          | <b>:</b> | <b>62</b> | <b>:</b> | <b>3,972</b> | <b>:</b> | <b>:</b> | <b>:</b> | <b>:</b> | <b>:</b> | <b>:</b> | <b>:</b> | <b>:</b> | <b>:</b> |

#### Notes

- 1 Mixed measure including training and start-up incentives. It is not possible to separate the data so all participants are allocated to training, which is the most important component.
- 2 Entrants: total participants in the year (i.e. stock from the end of the previous year plus new starts).
- 3 Stock: estimated by applying the division of stocks between A-31 and A-32 in Dec. 2000 to the average annual figures for the two measures combined (NAP indicator 1999); Entrants: stock in Dec. 2000 for academic year 2000-2001; Exits: academic years 1998/1999 and 1999/2000 together minus December 2000.
- 4 Data on apprenticeship (category 2.4) are not considered comparable between countries so aggregates on training should only be considered excluding this sub-category.
- 5 Stock: Estimated on the basis of paid hours.

**C.3.12 LMP participants by measure and by type of action: Portugal, 2000**

|     | Category, measure number and name  | Number of participants |               |        |           |          |        |       |          |       |          |          |       |   |   |   |
|-----|--|------------------------|---------------|--------|-----------|----------|--------|-------|----------|-------|----------|----------|-------|---|---|---|
|     |  | Men and women          |               |        |           |          |        | Women |          |       |          |          |       |   |   |   |
|     |  | Total                  |               |        | Under 25s |          |        | Total |          |       | Total    |          |       |   |   |   |
|     |  | Stock                  | Entrants      | Exits  | Stock     | Entrants | Exits  | Stock | Entrants | Exits | Stock    | Entrants | Exits |   |   |   |
|     | <b>0 - Public employment services (PES)</b>  |                        |               |        |           |          |        |       |          |       |          |          |       |   |   |   |
| 0   | 95 Administration and public employment service  | :                      | :             | :      | :         | :        | :      | :     | :        | :     | :        | :        | :     | : | : | : |
|     | <b>Total category 0 - Public employment services (PES)</b>   | :                      | :             | :      | :         | :        | :      | :     | :        | :     | :        | :        | :     | : | : | : |
|     | <b>1 - Intensive counselling and job-search assistance</b>   |                        |               |        |           |          |        |       |          |       |          |          |       |   |   |   |
| 1   |  |                        |               |        |           |          |        |       |          |       |          |          |       |   |   |   |
|     | <b>Total category 1 - Intensive counselling and job-search assistance</b>                              | -                      | -             | -      | -         | -        | -      | -     | -        | -     | -        | -        | -     | - | - | - |
|     | <b>2 - Training</b>  |                        |               |        |           |          |        |       |          |       |          |          |       |   |   |   |
| 2   | 96 [Component] Integration enterprises -   | 2,054                  | 1,869         | 522    | 368*      | 335      | 101    | 1,566 | 1,376    | 349   | 1        |          |       |   |   |   |
|     | 99 PROFIJ - Training programme for the integration of youngsters (Azores)                              | 325                    | 142           | 102    | 325       | 142      | 102    | 106   | 63       | 31    |          |          |       |   |   |   |
| 2.1 | 14 Training grants for workers   | 623                    | 622           | 309    | 142*      | 142      | 64     | 352   | 326      | 173   |          |          |       |   |   |   |
|     | 64 Training for unemployed   | 4,535                  | 8,224         | 10,522 | :         | :        | :      | 2,898 | 5,617    | 7,527 |          |          |       |   |   |   |
|     | 67 Special training for disadvantaged groups   | :                      | 7,193         | :      | :         | :        | :      | :     | 4,455    | :     |          |          |       |   |   |   |
|     | 63 Initial training (excluding apprenticeship)   | 3,896                  | 4,990         | 5,234  | :         | :        | :      | 1,699 | 2,502    | 2,958 |          |          |       |   |   |   |
|     | 103 Intervention for vocational training and employment  | :                      | 72            | :      | :         | :        | :      | :     | :        | :     |          |          |       |   |   |   |
|     | 115 Vocational training for young and adults   | :                      | 821           | :      | :         | :        | :      | :     | :        | :     |          |          |       |   |   |   |
| 2.2 | 21 [Component] Promotion of vocational training and employment to conserve the cultural heritage -     | 360                    | 122           | 282    | 174       | 59       | 101    | 241   | 69       | 165   |          |          |       |   |   |   |
|     | 22 Practical vocational training   | 11,326                 | 9,030         | 9,157  | 6,417*    | 5,116    | 4,708  | 7,558 | 6,150    | 6,061 |          |          |       |   |   |   |
|     | 78 Grant-aided additional training for those who have completed vocational training measures (Madeira) | n.s.                   | 1             | 9      | n.s.      | -        | 9      | n.s.  | :        | 8     |          |          |       |   |   |   |
|     | 98 Placement programme (Azores)  | 168                    | 168           | 168    | 106       | 106      | 106    | 117   | 117      | 117   |          |          |       |   |   |   |
|     | 105 Practical vocational training aiming at socio-professional integration                             | :                      | 819           | :      | :         | :        | :      | :     | :        | :     |          |          |       |   |   |   |
| 2.3 | 9 Training/employment schemes for young people, specialists, managers and adults                       | 2,599                  | 2,359         | 1,638  | 605*      | 549      | 539    | 2,239 | 2,139    | 1,350 |          |          |       |   |   |   |
|     | 20 Vocational training workshops programme   | 3,154                  | 2,943         | 2,159  | 712*      | 664      | 448    | 2,503 | 2,400    | 1,751 |          |          |       |   |   |   |
|     | 112 Youth training and employment (Madeira)  | 49                     | 77            | 85     | 49        | 77       | 85     | 36    | 65       | 64    |          |          |       |   |   |   |
|     | 113 Adult training and employment (Madeira)  | 54                     | 96            | 92     | -         | -        | -      | 49    | 95       | 82    |          |          |       |   |   |   |
| 2.4 | 7 Apprenticeship training for young people   | 5,864                  | 8,184         | 3,916  | 5,837*    | 8,146*   | 3,883* | 2,193 | 2,625    | 1,219 |          |          |       |   |   |   |
|     | <b>Total category 2 - Training</b>   | :                      | <b>47,732</b> | :      | :         | :        | :      | :     | :        | :     | <b>4</b> |          |       |   |   |   |
|     | <b>Total category 2 - Training (excl. sub-category 2.4)</b>  | :                      | <b>39,548</b> | :      | :         | :        | :      | :     | :        | :     |          |          |       |   |   |   |
|     | <b>3 - Job rotation and job sharing</b>  |                        |               |        |           |          |        |       |          |       |          |          |       |   |   |   |
| 3.1 | 116 Employment rotation program  | :                      | 131           | :      | :         | :        | :      | :     | :        | :     | 2        |          |       |   |   |   |
|     | <b>Total category 3 - Job rotation and job sharing</b>   | :                      | <b>131</b>    | :      | :         | :        | :      | :     | :        | :     |          |          |       |   |   |   |


C.3.12 LMP participants by measure and by type of action: Portugal, 2000

| Category, measure number and name                     |     | Number of participants |          |       |           |          |       |       |          |       |       |          |       |
|---|-----|------------------------|----------|-------|-----------|----------|-------|-------|----------|-------|-------|----------|-------|
|   |     | Men and women          |          |       |           |          |       | Women |          |       |       |          |       |
|   |     | Total                  |          |       | Under 25s |          |       | Total |          |       | Total |          |       |
|   |     | Stock                  | Entrants | Exits | Stock     | Entrants | Exits | Stock | Entrants | Exits | Stock | Entrants | Exits |
| <b>4 - Employment incentives</b>                      |     | 2,054                  | 1,869    | 522   | 368*      | 335      | 101   | 1,566 | 1,376    | 349   |       |          | 1     |
| 4   | 96  | :                      | :        | :     | :         | :        | :     | :     | :        | :     | :     | :        | 5     |
|   | 101 | :                      | :        | :     | :         | :        | :     | :     | :        | :     | :     | :        | 2     |
| 4.1   | 117 | :                      | 429      | 1,627 | :         | 413      | 413   | :     | 888      | 888   | :     | :        | 5     |
|   | 24  | :                      | 1,627    | 1,627 | :         | :        | :     | :     | :        | :     | :     | :        |       |
|   | 29  | :                      | :        | :     | :         | :        | :     | :     | :        | :     | :     | :        |       |
|   | 37  | :                      | :        | :     | :         | :        | :     | :     | :        | :     | :     | :        |       |
|   | 23  | :                      | 3,344    | 3,344 | :         | 1,632    | 1,632 | :     | 1,930    | 1,930 | :     | :        | 5     |
|   | 62  | :                      | :        | :     | :         | :        | :     | :     | :        | :     | :     | :        |       |
|   | 80  | :                      | 35       | 35    | :         | 6        | 6     | :     | 16       | 16    | :     | :        | 2     |
|   | 106 | n.r.                   | 3        | :     | n.r.      | :        | :     | n.r.  | :        | :     | :     | :        | 2     |
|   | 118 | :                      | 54       | :     | :         | :        | :     | :     | :        | :     | :     | :        | 2     |
|   | 107 | :                      | 278      | :     | :         | :        | :     | :     | :        | :     | :     | :        | 2     |
| 4.2   | 87  | -                      | -        | -     | -         | -        | -     | -     | -        | -     | -     | -        | 6     |
| Mixed   |     | :                      | :        | :     | :         | :        | :     | :     | :        | :     | :     | :        |       |
|   |     | :                      | :        | :     | :         | :        | :     | :     | :        | :     | :     | :        |       |
| <b>Total category 4 - Employment incentives</b>       |     |                        |          |       |           |          |       |       |          |       |       |          |       |
| <b>5 - Integration of the disabled</b>                |     |                        |          |       |           |          |       |       |          |       |       |          |       |
| 5.1   | 31  | :                      | :        | :     | :         | :        | :     | :     | :        | :     | :     | :        | 5     |
|   | 68  | :                      | 629      | :     | :         | :        | :     | :     | :        | :     | :     | :        | 2     |
|   | 69  | n.r.                   | 61       | :     | n.r.      | :        | :     | n.r.  | :        | :     | :     | :        | 2     |
|   | 91  | 9                      | 9        | 9     | 4         | 4        | 4     | 4     | 4        | 4     | 4     | 4        |       |
|   | 92  | -                      | -        | -     | -         | -        | -     | -     | -        | -     | -     | -        | 6     |
| 5.2   | 33  | 404                    | 231      | 17    | :         | :        | :     | 106   | 93       | 6     | 2     | 2        |       |
| 5.3   | 34  | :                      | 6,412    | :     | :         | :        | :     | :     | :        | :     | :     | :        |       |
|   | 84  | 115                    | 39       | 62    | 97*       | 33       | 54    | 53*   | 18       | 22    | 22    | 22       |       |
| <b>Total category 5 - Integration of the disabled</b> |     |                        |          |       |           |          |       |       |          |       |       |          |       |

C.3.12 LMP participants by measure and by type of action: Portugal, 2000

| eurostat  | Category, measure number and name   | Number of participants |               |              |        |          |       |        |          |        |       |          |       |   |  |  |  |
|---|---|------------------------|---------------|--------------|--------|----------|-------|--------|----------|--------|-------|----------|-------|---|--|--|--|
|   |   | Men and women          |               |              |        |          |       | Women  |          |        |       |          |       |   |  |  |  |
|   |   | Total                  |               | Under 25s    |        | Total    |       | Total  |          | Total  |       | Total    |       |   |  |  |  |
|   |   | Stock                  | Entrants      | Exits        | Stock  | Entrants | Exits | Stock  | Entrants | Exits  | Stock | Entrants | Exits |   |  |  |  |
| <b>6 - Direct job creation</b>                        |   |                        |               |              |        |          |       |        |          |        |       |          |       |   |  |  |  |
| 6.1 97  | INTEGRA - Programme for adult integration (Azores)  | 9                      | 9             | 9            | 4      | 4        | 4     | 9      | 9        | 9      | 9     | 9        | 9     | 9 |  |  |  |
| 6.2 3   | Employment scheme for persons in receipt of unemployment benefits                               | 15,117                 | 17,121        | 14,485       | 1,954* | 2,213    | 1,811 | 11,696 | 13,445   | 11,328 |       |          |       |   |  |  |  |
| 4   | Employment scheme for unemployed persons in need  | 7,284                  | 10,061        | 10,691       | 1,336* | 1,846    | 2,133 | 5,712  | 7,818    | 8,359  |       |          |       |   |  |  |  |
| 86  | Programme for temporary placement of those receiving unemployment benefit (Azores)              | 615                    | 615           | 568          | 141    | 141      | 139   | 390    | 390      | 364    |       |          |       |   |  |  |  |
| 89  | Social programme for occupation of temporarily unemployed (Azores)                              | -                      | -             | -            | -      | -        | -     | -      | -        | -      | 6     |          |       |   |  |  |  |
| 110   | Occupational program for adult unemployed (Madeira)   | 101                    | 176           | 141          | -      | -        | -     | 77     | 133      | 97     |       |          |       |   |  |  |  |
| 111   | Youth work experience (Madeira)   | 47                     | 80            | 62           | 47     | 80       | 62    | 40     | 66       | 50     |       |          |       |   |  |  |  |
| 114   | Social employment scheme for the unemployed - PROSA (Azores)                                    | 218                    | 218           | 218          | 32     | 32       | 32    | 112    | 112      | 112    |       |          |       |   |  |  |  |
| 119   | Insertion-Employment program  | :                      | 3,185         | :            | :      | :        | :     | :      | :        | :      | 2     |          |       |   |  |  |  |
|   | <b>Total category 6 - Direct job creation</b>   | :                      | <b>31,465</b> | :            | :      | :        | :     | :      | :        | :      |       |          |       |   |  |  |  |
| <b>7 - Start-up incentives</b>                        |   |                        |               |              |        |          |       |        |          |        |       |          |       |   |  |  |  |
| 7 21  | [Component] Promotion of vocational training and employment to conserve the cultural heritage - | n.s.                   | n.s.          | n.s.         | n.s.   | n.s.     | n.s.  | n.s.   | n.s.     | n.s.   | n.s.  |          |       |   |  |  |  |
| 25  | Subsidies for creation of self-employed   | :                      | 3,018         | 3,018        | :      | 167      | 167   | :      | 1,081    | 1,081  | 7     |          |       |   |  |  |  |
| 26  | Support for entry into self-employment  | :                      | 1,362         | 1,164        | :      | 254      | 203   | :      | 811      | 706    |       |          |       |   |  |  |  |
| 81  | Support for the creation of self-employment -ACPE (Madeira)                                     | :                      | 24            | 24           | :      | 10       | 10    | :      | 2        | 2      |       |          |       |   |  |  |  |
| 90  | Local initiatives for job creation (Azores)   | :                      | 9             | 9            | :      | 3        | 3     | :      | 6        | 6      |       |          |       |   |  |  |  |
| 108   | Incentives for self-employment  | -                      | 12            | 12           | -      | -        | -     | -      | -        | -      | 2     |          |       |   |  |  |  |
|   | <b>Total category 7 - Start-up incentives</b>   | :                      | <b>4,425</b>  | <b>4,227</b> | :      | :        | :     | :      | :        | :      |       |          |       |   |  |  |  |
| <b>8 - Out-of-work income maintenance and support</b> |   |                        |               |              |        |          |       |        |          |        |       |          |       |   |  |  |  |
| 8.1 75  | Unemployment protection system / Unemployment subsidy   | :                      | :             | :            | :      | :        | :     | :      | :        | :      | 5     |          |       |   |  |  |  |
| 76  | Unemployment protection system / Unemployment assistance  | :                      | :             | :            | :      | :        | :     | :      | :        | :      | 5     |          |       |   |  |  |  |
| 8.2 1   | Short-time working or temporary suspension of employment  | :                      | :             | :            | :      | :        | :     | :      | :        | :      | 5     |          |       |   |  |  |  |
| 8.3 104   | Partial unemployment benefit  | :                      | :             | :            | :      | :        | :     | :      | :        | :      |       |          |       |   |  |  |  |
| 8.4 109   | Compensation for termination of employment contract   | n.r.                   | :             | :            | n.r.   | :        | :     | n.r.   | :        | :      |       |          |       |   |  |  |  |
| 8.5 61  | Payment of backdated earnings from bankrupt or insolvent firms                                  | :                      | :             | :            | :      | :        | :     | :      | :        | :      | 5     |          |       |   |  |  |  |
|   | <b>Total category 8 - Out-of-work income maintenance and support</b>                            | :                      | :             | :            | :      | :        | :     | :      | :        | :      |       |          |       |   |  |  |  |

### C.3.12 LMP participants by measure and by type of action: Portugal, 2000

| Category, measure number and name<br> | Number of participants |          |           |          |          |          |          |          |          |          |  |
|--|------------------------|----------|-----------|----------|----------|----------|----------|----------|----------|----------|--|
|  | Men and women          |          |           |          |          | Women    |          |          |          |          |  |
|  | Total                  |          | Under 25s |          |          | Total    |          | Total    |          |          |  |
|  | Stock                  | Entrants | Exits     | Stock    | Entrants | Exits    | Stock    | Entrants | Exits    | Notes    |  |
| <b>9 - Early retirement</b>  |                        |          |           |          |          |          |          |          |          |          |  |
| 9.2 44 Early retirement agreements between workers and employers   | :                      | :        | :         | :        | :        | :        | :        | :        | :        | 5        |  |
| 41 Early retirement for the elderly unemployed   | :                      | :        | :         | :        | :        | :        | :        | :        | :        | 5        |  |
| <b>Total category 9 - Early retirement</b>   | <b>:</b>               | <b>:</b> | <b>:</b>  | <b>:</b> | <b>:</b> | <b>:</b> | <b>:</b> | <b>:</b> | <b>:</b> | <b>:</b> |  |

#### Notes

- 1 Mixed measure including actions in categories 2 and 4. The participants are the same in each category and should not be added together.
- 2 Figure(s) refer to the total number of participants during the year.
- 3 Training program with a fixed duration of 6 months: October-March and January-June.
- 4 Data on apprenticeship (category 2.4) are not considered comparable between countries so aggregates on training should only be considered excluding this sub-category.
- 5 Measures previously managed by the Social Security Institute. In 1999, the responsibility was transferred to the Informatic and Statistical Institute for Solidarity. As a result of this reorganisation, data on participants are not available for 1999 and 2000.
- 6 Measure not applied in 2000.
- 7 Includes data from IIEP and DFRP only. Data from IIES (Informatic and Statistical Institute for Solidarity) are not available (see note 4) and the total participants are therefore understated.



C.3.13 LMP participants by measure and by type of action: Suomi/Finland, 2000

| Category, measure number and name   |        | Number of participants |                |                |                |                |               |         |          |                |                |  |        |          |
|---|--------|------------------------|----------------|----------------|----------------|----------------|---------------|---------|----------|----------------|----------------|--|--------|----------|
|   |        | Men and women          |                |                |                |                | Women         |         |          |                |                |  |        |          |
|   |        | Total                  |                | Under 25s      |                |                | Total         |         | Total    |                |                |  |        |          |
|   |        | Stock                  | Entrants       | Exits          | Stock          | Entrants       | Exits         | Stock   | Entrants | Exits          | Notes          |  |        |          |
| <b>0 - Public employment services (PES)</b>                               |        |                        |                |                |                |                |               |         |          |                |                |  |        |          |
| 0   | 5      | n.r.                   | 15,601         | 15,601         |                | n.r.           | 5,455         | 5,455   |          | n.r.           |                |  |        | 1        |
|   | 18     | 551,500                | 849,321        | 538,398        | 79,293         | 184,411        | 5,455         | 184,411 |          | 301,088        | 453,327        |  |        | 2        |
|   | 21     | n.r.                   | 478,752        | 478,752        |                | n.r.           |               |         |          | n.r.           |                |  |        | 1        |
|   | 0Adj - | 0                      | -494,353       | -494,353       |                | 0              | -5,455        | -5,455  |          | 0              | 0              |  |        | 3        |
| <b>Total category 0 - Public employment services (PES)</b>                |        | <b>551,500</b>         | <b>849,321</b> | <b>538,398</b> | <b>79,293</b>  | <b>184,411</b> |               |         |          | <b>301,088</b> | <b>453,327</b> |  |        |          |
| <b>1 - Intensive counselling and job-search assistance</b>                |        |                        |                |                |                |                |               |         |          |                |                |  |        |          |
| 1   | 20     |                        | 36,244         |                |                |                | 14,356        |         |          |                |                |  |        | 1        |
| <b>Total category 1 - Intensive counselling and job-search assistance</b> |        |                        | <b>36,244</b>  |                |                |                | <b>14,356</b> |         |          |                |                |  |        |          |
| <b>2 - Training</b>   |        |                        |                |                |                |                |               |         |          |                |                |  |        |          |
| 2.1   | 6      | 30,900                 | 89,059         | 81,781         | 4,868*         | 14,953*        |               | 14,098  |          | 15,960*        | 45,887*        |  | 42,822 |          |
|   | 17     | 1,237*                 | 1,059          |                | -              | -              |               |         |          | 888            | 760            |  |        |          |
|   | 24     | 1,485*                 | 3,300          |                | -              | -              |               |         |          | 866*           | 1,925          |  |        | 4        |
| 2.2   | 12     | 664                    | 2,832          | 2,771          | 233            | 958            |               |         |          | 488            | 2,091          |  |        |          |
|   | 15     | 9,756                  | 34,585         | 35,248         | 7,559          | 26,937         |               |         |          | 6,373          | 21,842         |  |        |          |
|   | 2.4    | 6,150                  | 5,782          | 7,091          | 3,100          | 3,021          |               |         |          | 2,901          | 2,645          |  |        |          |
|   | 2Adj - | -745                   | -1,657         |                |                |                |               |         |          | -435           | -966           |  |        | 3        |
| <b>Total category 2 - Training</b>  |        | <b>49,447*</b>         | <b>134,960</b> |                | <b>15,760*</b> | <b>45,869*</b> |               |         |          | <b>27,041*</b> | <b>74,184*</b> |  |        | <b>5</b> |
| <b>Total category 2 - Training (excl. sub-category 2.4)</b>               |        | <b>43,297*</b>         | <b>129,178</b> |                | <b>12,660*</b> | <b>42,848*</b> |               |         |          | <b>24,140*</b> | <b>71,539*</b> |  |        |          |
| <b>3 - Job rotation and job sharing</b>                                   |        |                        |                |                |                |                |               |         |          |                |                |  |        |          |
| 3.1   | 16     | 5,379                  | 9,732          |                | 1,001*         | 1,810          |               |         |          | 3,818          | 6,881          |  |        | 6        |
|   | 3.2    | 3,820                  | 6,378          | 7,181          | 368            | 1,603          |               |         |          | 3,453          | 5,777          |  |        |          |
| <b>Total category 3 - Job rotation and job sharing</b>                    |        | <b>9,199</b>           | <b>16,110</b>  |                | <b>1,369*</b>  | <b>3,413</b>   |               |         |          | <b>7,271</b>   | <b>12,658</b>  |  |        |          |
| <b>4 - Employment incentives</b>  |        |                        |                |                |                |                |               |         |          |                |                |  |        |          |
| 4.1   | 10     | 3,375                  | 7,730          | 7,591          | 574            | 1,402          |               |         |          | 1,960          | 4,302          |  |        |          |
|   | 35     | 12,633                 | 21,604         | 19,405         | 340            | 662            |               |         |          | 7,807          | 12,637         |  |        |          |
| <b>Total category 4 - Employment incentives</b>                           |        | <b>16,008</b>          | <b>29,334</b>  | <b>26,996</b>  | <b>914</b>     | <b>2,064</b>   |               |         |          | <b>9,767</b>   | <b>16,939</b>  |  |        |          |

C.3.13 LMP participants by measure and by type of action: Suomi/Finland, 2000

|   | Category, measure number and name | Number of participants |               |              |              |              |               |          |          |          |          |          |       |       |
|---|-----------------------------------|------------------------|---------------|--------------|--------------|--------------|---------------|----------|----------|----------|----------|----------|-------|-------|
|   |                                   | Men and women          |               |              |              |              |               | Women    |          |          |          |          |       |       |
|   |                                   | Total                  |               | Under 25s    |              | Total        |               | Total    |          | Total    |          | Total    |       |       |
|   |                                   | Stock                  | Entrants      | Stock        | Entrants     | Stock        | Entrants      | Stock    | Entrants | Stock    | Entrants | Stock    | Exits | Notes |
| <b>5 - Integration of the disabled</b>  |                                   |                        |               |              |              |              |               |          |          |          |          |          |       |       |
| 5.2 34 Sheltered work   | 2,570*                            | :                      | :             | 182*         | :            | :            | 1,028*        | :        | :        | :        | :        | :        | 7     |       |
| 5.3 22 Vocational rehabilitation  | 1,450                             | 15,045                 | :             | :            | :            | :            | :             | :        | :        | :        | :        | :        | 8     |       |
| 25 Rehabilitation activities of the social insurance institution                                    | 4,330                             | 16,004                 | :             | 745*         | 2,754        | :            | :             | :        | :        | :        | :        | :        |       |       |
| 26 Rehabilitation activities of the employment pension scheme                                       | 1,156                             | 4,617                  | 1,661         | :            | :            | 527          | 2,258         | :        | :        | :        | :        | :        |       |       |
| 27 Rehabilitation activities of the accident and traffic insurance                                  | 650*                              | 1,900*                 | :             | :            | :            | :            | :             | :        | :        | :        | :        | :        |       |       |
| <b>Total category 5 - Integration of the disabled</b>   | <b>10,156*</b>                    | <b>:</b>               | <b>:</b>      | <b>:</b>     | <b>:</b>     | <b>:</b>     | <b>:</b>      | <b>:</b> | <b>:</b> | <b>:</b> | <b>:</b> | <b>:</b> |       |       |
| <b>6 - Direct job creation</b>  |                                   |                        |               |              |              |              |               |          |          |          |          |          |       |       |
| 6.2 8 Temporary government employment   | 3,166                             | 5,861                  | 6,936         | 129          | 267          | 1,687        | 2,652         | :        | :        | :        | :        | :        |       |       |
| 9 Employment subsidy, municipalities  | 11,310                            | 24,152                 | 24,012        | 1,946        | 4,757        | 7,761        | 16,547        | :        | :        | :        | :        | :        |       |       |
| <b>Total category 6 - Direct job creation</b>   | <b>14,476</b>                     | <b>30,013</b>          | <b>30,948</b> | <b>2,075</b> | <b>5,024</b> | <b>9,448</b> | <b>19,199</b> | <b>:</b> | <b>:</b> | <b>:</b> | <b>:</b> | <b>:</b> |       |       |
| <b>7 - Start-up incentives</b>  |                                   |                        |               |              |              |              |               |          |          |          |          |          |       |       |
| 7 11 Start-up grant   | 1,897                             | 4,098                  | 4,114         | 158          | 377          | 898          | 1,958         | :        | :        | :        | :        | :        |       |       |
| <b>Total category 7 - Start-up incentives</b>   | <b>1,897</b>                      | <b>4,098</b>           | <b>4,114</b>  | <b>158</b>   | <b>377</b>   | <b>898</b>   | <b>1,958</b>  | <b>:</b> | <b>:</b> | <b>:</b> | <b>:</b> | <b>:</b> |       |       |
| <b>8 - Out-of-work income maintenance and support</b>   |                                   |                        |               |              |              |              |               |          |          |          |          |          |       |       |
| 8.1 1 Earnings-related unemployment allowance   | 114,193*                          | 296,393                | :             | 4,793*       | 12,438       | 67,207*      | 174,440       | :        | :        | :        | :        | :        | 9     |       |
| 2 Basic unemployment allowance  | 12,862*                           | 43,330                 | :             | 2,600        | 8,759        | 5,883*       | 19,818        | :        | :        | :        | :        | :        | 9     |       |
| 4 Labour market support (passive component)   | 128,924                           | 207,593                | :             | :            | :            | :            | :             | :        | :        | :        | :        | :        | 9,10  |       |
| 8.2 30 Earnings related adjusted unemployment allowance as partial unemployment benefit             | 593                               | 4,442                  | :             | :            | :            | :            | :             | :        | :        | :        | :        | :        | 9     |       |
| 32 Adjusted basic unemployment allowance or labour market support as partial unemployment benefit   | 16                                | 146                    | :             | :            | :            | :            | :             | :        | :        | :        | :        | :        | 9     |       |
| 8.3 31 Earnings related adjusted unemployment allowance as part-time unemployment benefit           | 21,643                            | 79,993                 | :             | :            | :            | :            | :             | :        | :        | :        | :        | :        | 9     |       |
| 33 Adjusted basic unemployment allowance or labour market support as part-time unemployment benefit | 14,101                            | 56,186                 | :             | :            | :            | :            | :             | :        | :        | :        | :        | :        | 9     |       |
| 8.4 23 Redundancy payment   | n.r.                              | 7,694                  | 7,694         | n.r.         | -            | n.r.         | 3,965         | n.r.     | 3,965    | 3,965    | 3,965    | 3,965    |       |       |
| 8.5 28 Pay security   | n.r.                              | 7,736                  | 7,736         | n.r.         | :            | n.r.         | :             | n.r.     | :        | n.r.     | :        | :        |       |       |
| <b>Total category 8 - Out-of-work income maintenance and support</b>                                | <b>292,332*</b>                   | <b>703,513</b>         | <b>:</b>      | <b>:</b>     | <b>:</b>     | <b>:</b>     | <b>:</b>      | <b>:</b> | <b>:</b> | <b>:</b> | <b>:</b> | <b>:</b> |       |       |

### C.3.13 LMP participants by measure and by type of action: Suomi/Finland, 2000

| Category, measure number and name          | Number of participants |               |               |           |          |          |               |              |              |       |          |       |
|--|------------------------|---------------|---------------|-----------|----------|----------|---------------|--------------|--------------|-------|----------|-------|
|  | Men and women          |               |               |           |          |          | Women         |              |              |       |          |       |
|  | Total                  |               |               | Under 25s |          |          | Total         |              |              |       |          |       |
|  | Stock                  | Entrants      | Exits         | Stock     | Entrants | Exits    | Stock         | Entrants     | Exits        | Stock | Entrants | Exits |
| 9 - Early retirement                       |                        |               |               |           |          |          |               |              |              |       |          |       |
| 9.2 3 Unemployment pension                 | 50,900                 | 11,671        | 10,160        | -         | -        | -        | 26,621        | 6,166        | 5,275        |       |          |       |
| <b>Total category 9 - Early retirement</b> | <b>50,900</b>          | <b>11,671</b> | <b>10,160</b> | <b>-</b>  | <b>-</b> | <b>-</b> | <b>26,621</b> | <b>6,166</b> | <b>5,275</b> |       |          |       |


#### Notes

- 1 Participants are all registered jobseekers counted in FIN-18 and the figures should not be added together.
- 2 Entrants: total participants in the year (i.e. stock from the end of the previous year plus new starts), each individual counted only once.
- 3 Adjustment to eliminate double counting where the same person benefits from more than one measure at the same time. See notes for individual measures in the category for details.
- 4 50.2% of the entrants to measure FIN-24 are also counted in FIN-6. The same ratio is applied to each variable to evaluate the impact of double counting.
- 5 Data on apprenticeship (category 2.4) are not considered comparable between countries so aggregates on training should only be considered excluding this sub-category.
- 6 Data refer to the number of the unemployed persons in job rotation places.
- 7 Stock: year end figure. Data refer to the number of sheltered workplaces at the workshops and excludes officials and subsidised workers covered by other schemes.
- 8 Entrants: total number of activities financed by the Labour Administration. A person in rehabilitation usually benefits from various activities during rehabilitation (examinations, ability testing, job trials, etc.).
- 9 Stock: estimated from the number of daily allowances paid and days payable per year (258). Entrants: total participants in the year (i.e. stock from the end of the previous year plus new starts).
- 10 Passive component of labour market support only. Active components reported under the appropriate measure (FIN-6, FIN-22, FIN-15).

C.3.14 LMP participants by measure and by type of action: Sverige, 2000

|  | Category, measure number and name   | Number of participants |                |                |               |                |                |                |                |                |        |          |         |  |  |          |
|--|---|------------------------|----------------|----------------|---------------|----------------|----------------|----------------|----------------|----------------|--------|----------|---------|--|--|----------|
|  |   | Men and women          |                |                |               |                |                | Women          |                |                |        |          |         |  |  |          |
|  |   | Total                  |                |                | Under 25s     |                |                | Total          |                |                | Total  |          |         |  |  |          |
|  |   | Stock                  | Entrants       | Exits          | Stock         | Entrants       | Exits          | Stock          | Entrants       | Exits          | Stock  | Entrants | Exits   |  |  |          |
| <b>0 - Public employment services (PES)</b>                |   |                        |                |                |               |                |                |                |                |                |        |          |         |  |  |          |
| 0 19   | Placement service   | 176,077                | 649,871        | 698,915        | 23,222        | 166,784        | 171,763        | 79,128         | 307,653        | 333,340        | 25,177 | 87,632   | 101,457 |  |  |          |
| 20   | Vocational guidance service   | 55,168                 | 189,114        | 218,252        | 8,899         | 56,122         | 57,377         |                |                |                |        |          |         |  |  |          |
|  | <b>Total category 0 - Public employment services (PES)</b>                | <b>231,245</b>         | <b>838,985</b> | <b>917,167</b> | <b>32,121</b> | <b>222,906</b> | <b>229,140</b> | <b>104,305</b> | <b>395,285</b> | <b>434,797</b> |        |          |         |  |  |          |
| <b>1 - Intensive counselling and job-search assistance</b> |   |                        |                |                |               |                |                |                |                |                |        |          |         |  |  |          |
| 1 14   | Employability rehabilitation programme                                    | 6,724                  | 24,435         | 21,058         | 648           | 2,504          | 2,013          | 3,198          | 11,741         | 10,201         | 4,717  | 11,313   | 4,457   |  |  |          |
| 43   | Activities within counselling, guidance and placement services            | 11,016                 | 26,337         | 10,369         | 405           | 1,248          | 610            | 4,717          | 11,313         | 4,457          |        |          |         |  |  |          |
|  | <b>Total category 1 - Intensive counselling and job-search assistance</b> | <b>17,740</b>          | <b>50,772</b>  | <b>31,427</b>  | <b>1,053</b>  | <b>3,752</b>   | <b>2,623</b>   | <b>7,915</b>   | <b>23,054</b>  | <b>14,658</b>  |        |          |         |  |  |          |
| <b>2 - Training</b>  |   |                        |                |                |               |                |                |                |                |                |        |          |         |  |  |          |
| 2.1 1  | Labour market training  | 30,559                 | 81,591         | 75,384         | 4,302         | 12,290         | 11,308         | 15,308         | 38,498         | 36,422         |        |          |         |  |  |          |
| 6  | Computer centres/activity centres   | 5,665                  | 25,236         | 21,510         | 760           | 3,990          | 3,500          | 3,124          | 13,782         | 11,708         |        |          |         |  |  |          |
| 11   | On-the-job training   | 249*                   |                |                |               |                |                |                |                |                |        |          |         |  |  | 1        |
| 22   | Study allowance for the unemployed (SVUXA)                                | 52,188                 |                |                | 4,174*        |                |                | 37,575*        |                |                |        |          |         |  |  | 2,3      |
| 32   | Swedish national IT training programme (SwIT)                             | 1,058                  | 143            | 2,447          | 218           | 23             | 476            | 383            | 53             | 889            |        |          |         |  |  | 4        |
| 39   | Adult education initiative  | 120,331                |                |                |               |                |                | 79,247         |                |                |        |          |         |  |  | 5        |
| 41   | [Component] Special training grant (UBS) - Unemployed                     | 57,047*                |                |                | -             |                |                | 40,503*        |                |                |        |          |         |  |  |          |
| 2.2 3  | International practice scholarship  | 253                    | 466            |                |               |                |                |                |                |                |        |          |         |  |  | 6        |
| 2Adj -   | Adjustment for double counting  | -47,220                |                |                |               |                |                |                |                |                |        |          |         |  |  |          |
|  | <b>Total category 2 - Training</b>  | <b>220,130*</b>        |                |                |               |                |                |                |                |                |        |          |         |  |  |          |
|  | <b>Total category 2 - Training (excl. sub-category 2.4)</b>               | <b>220,130*</b>        |                |                |               |                |                |                |                |                |        |          |         |  |  | <b>7</b> |
| <b>3 - Job rotation and job sharing</b>                    |   |                        |                |                |               |                |                |                |                |                |        |          |         |  |  |          |
| 3.1 41   | [Component] Special training grant (UBS) - Employees with replacement     | 6,772*                 |                |                | -             |                |                | 4,808*         |                |                |        |          |         |  |  |          |
|  | <b>Total category 3 - Job rotation and job sharing</b>                    | <b>6,772*</b>          |                |                | -             |                |                | <b>4,808*</b>  |                |                |        |          |         |  |  |          |

C.3.14 LMP participants by measure and by type of action: Sverige, 2000

| <br>Category, measure number and name |  | Number of participants |               |               |               |            |            |               |              |              |       |          |       |
|--|--|------------------------|---------------|---------------|---------------|------------|------------|---------------|--------------|--------------|-------|----------|-------|
|  |  | Men and women          |               |               |               |            |            | Women         |              |              |       |          |       |
|  |  | Total                  |               |               | Under 25s     |            |            | Total         |              |              | Total |          |       |
|  |  | Stock                  | Entrants      | Exits         | Stock         | Entrants   | Exits      | Stock         | Entrants     | Exits        | Stock | Entrants | Exits |
| <b>4 - Employment incentives</b>   |  | 4,581                  | 13,088        | 13,764        | 4,581         | 13,088     | 13,764     | 2,503         | 6,896        | 7,396        |       |          |       |
| 4.1 7  | Municipal youth programme  | n.r.                   | :             | :             | n.r.          | :          | :          | n.r.          | :            | :            |       |          |       |
| 15   | Mobility allowance   | 4,685                  | 14,538        | 13,780        | 4,667         | 14,538     | 13,780     | 2,052         | 6,295        | 5,945        |       |          |       |
| 31   | Youth guarantee  | 302                    | -             | 3,172         | 68            | -          | 683        | 118           | -            | 1,211        |       |          |       |
| 33   | Individual hiring support  | 25,747                 | 89,711        | 76,468        | 2,193         | 9,817      | 8,298      | 11,256        | 40,436       | 34,522       |       |          |       |
| 35   | Workplacement scheme   | 5,869                  | 13,047        | 13,228        | 1,631         | 3,752      | 3,409      | 1,989         | 4,414        | 4,614        |       |          |       |
| 36   | General recruitment incentive  | 8,925                  | 14,186        | 7,079         | 352           | 660        | 254        | 3,113         | 4,973        | 2,450        |       |          |       |
| 37   | Extended recruitment incentive (for persons enrolled with the PES for 2 years) | 105                    | 125           | 11            | 2             | -          | 1          | 33            | 38           | 3            |       |          |       |
| 44   | Special Recruitment Incentive  | 344                    | 663           | 32            | 1             | 3          | -          | 105           | 203          | 8            |       |          |       |
| 45   | Extended Recruitment Incentive (for persons enrolled with the PES for 4 years) |                        |               |               |               |            |            |               |              |              |       |          |       |
| <b>Total category 4 - Employment incentives</b>  |  | <b>50,558</b>          | <b>:</b>      | <b>:</b>      | <b>13,495</b> | <b>:</b>   | <b>:</b>   | <b>21,169</b> | <b>:</b>     | <b>:</b>     |       |          |       |
| <b>5 - Integration of the disabled</b>   |  | 48,540                 | 11,161        | 10,447        | 1,134         | 873        | 412        | 18,987        | 4,122        | 3,980        |       |          |       |
| 5.1 12   | Wage subsidies   | 298                    | 799           | 722           | 78            | 187        | 164        | 130           | 339          | 301          |       |          |       |
| 38   | Supported employment programme (SIUS)  | n.r.                   | :             | :             | n.r.          | :          | :          | n.r.          | :            | :            |       |          |       |
| 40   | Workplace adjustment grants  | 620                    | 771           | 151           | :             | :          | :          | 367           | :            | :            |       |          |       |
| 46   | Integration of persons on disability pension                                   | 5,276                  | 1,841         | 1,704         | 89            | 106        | 55         | 1,124         | 482          | 429          |       |          |       |
| 5.2 13   | Public sheltered employment (OSA)  | 26,643                 | 2,210         | 3,103         | :             | :          | :          | 12,203        | 1,012*       | 1,421*       |       | 8        |       |
| 21   | Samhall  |                        |               |               |               |            |            |               |              |              |       |          |       |
| <b>Total category 5 - Integration of the disabled</b>  |  | <b>81,377</b>          | <b>:</b>      | <b>:</b>      | <b>:</b>      | <b>:</b>   | <b>:</b>   | <b>32,811</b> | <b>:</b>     | <b>:</b>     |       |          |       |
| <b>6 - Direct job creation</b>   |  | 425                    | -             | 1,115         | 28            | -          | 77         | 285           | -            | 733          |       |          |       |
| 6.2 8  | Resource work  | 5,551                  | -             | 1,627         | -             | -          | -          | 2,619         | -            | 780          |       | 9        |       |
| 10   | Temporary public employment for older unemployed (OTA)                         |                        |               |               |               |            |            |               |              |              |       |          |       |
| <b>Total category 6 - Direct job creation</b>  |  | <b>5,976</b>           | <b>-</b>      | <b>2,742</b>  | <b>28</b>     | <b>-</b>   | <b>77</b>  | <b>2,904</b>  | <b>-</b>     | <b>1,513</b> |       |          |       |
| <b>7 - Start-up incentives</b>   |  | 8,537                  | 13,388        | 13,546        | 442           | 822        | 681        | 3,559         | 5,149        | 5,486        |       |          |       |
| 7 9  | Start-up grants  |                        |               |               |               |            |            |               |              |              |       |          |       |
| <b>Total category 7 - Start-up incentives</b>  |  | <b>8,537</b>           | <b>13,388</b> | <b>13,546</b> | <b>442</b>    | <b>822</b> | <b>681</b> | <b>3,559</b>  | <b>5,149</b> | <b>5,486</b> |       |          |       |

### C.3.14 LMP participants by measure and by type of action: Sverige, 2000

|   | Category, measure number and name   | Number of participants |                |                |               |          |          |                |          |          |  |       |  |
|---|---|------------------------|----------------|----------------|---------------|----------|----------|----------------|----------|----------|--|-------|--|
|   |   | Men and women          |                |                |               |          | Women    |                |          |          |  | Notes |  |
|   |   | Total                  |                | Under 25s      |               |          | Total    |                | Total    |          |  |       |  |
|   |   | Stock                  | Entrants       | Exits          | Stock         | Entrants | Exits    | Stock          | Entrants | Exits    |  |       |  |
| <b>8 - Out-of-work income maintenance and support</b> |   |                        |                |                |               |          |          |                |          |          |  |       |  |
| 8.1 16  | [Component] Unemployment insurance and Basic insurance - Full-time unemployed | 193,419                | 456,042        | 513,522        | 16,303        | 69,390   | 72,129   | 87,148         | 213,012  | 226,173  |  |       |  |
| 8.3 16  | [Component] Unemployment insurance and Basic insurance - Part-time unemployed | 181,646                | 111,029        | 195,786        | 23,071        | 22,428   | 36,935   | 137,978        | 81,563   | 139,064  |  |       |  |
| 8.5 30  | Wage guarantee  | n.r.                   | 19,443         | 19,443         | n.r.          | :        | :        | n.r.           | :        | :        |  |       |  |
|   | <b>Total category 8 - Out-of-work income maintenance and support</b>          | <b>375,065</b>         | <b>586,514</b> | <b>728,751</b> | <b>39,374</b> | <b>:</b> | <b>:</b> | <b>225,126</b> | <b>:</b> | <b>:</b> |  |       |  |
| <b>9 - Early retirement</b>                           |   |                        |                |                |               |          |          |                |          |          |  |       |  |
| 9.1 34  | Change of generations   | n.s.                   | -              | :              | n.s.          | -        | :        | n.s.           | -        | :        |  |       |  |
| 9.2 29  | Occasional resignation compensation   | 11,625                 | :              | :              | -             | -        | -        | 6,024          | :        | :        |  |       |  |
|   | <b>Total category 9 - Early retirement</b>                                    | <b>11,625</b>          | <b>:</b>       | <b>:</b>       | <b>-</b>      | <b>-</b> | <b>-</b> | <b>6,024</b>   | <b>:</b> | <b>:</b> |  |       |  |

#### Notes

- 1 Stock: estimated as full-time equivalents. Data refer only to training for employed persons at risk of losing their job.
- 2 Stock: total participants in the year (i.e. stock from the end of the previous year plus new starts).
- 3 Double counting: 21,495 (41.2%) of participants are also counted in S- 39 (Adult education initiative).
- 4 Stock: jobseekers registered with the PES less than 60 days before the last period of municipal adult education studies. Participants generally receive study allowances paid through S-22 and S-41.
- 5 Double counting: 25,725 (40.3%) of participants are also counted in S- 39 (Adult education initiative).
- 6 Adjustment to eliminate double counting where the same person benefits from more than one measure at the same time. See notes for individual measures in the category for details.
- 7 Data on apprenticeship (category 2.4) are not considered comparable between countries so aggregates on training should only be considered excluding this sub-category. Here category 2.4 is not reported so the total for training is not affected.
- 8 Stock: year end figure.
- 9 The measure effectively finished in 1999: no new entrants.

C.3.15 LMP participants by measure and by type of action: United Kingdom, 2000

|     | Category, measure number and name   | Number of participants |                |                 |                 |                |                 |                 |                 |                 |                 |                 |                 |                 |                 |                 |                 |                 |                 |                 |                 |       |  |
|-----|---|------------------------|----------------|-----------------|-----------------|----------------|-----------------|-----------------|-----------------|-----------------|-----------------|-----------------|-----------------|-----------------|-----------------|-----------------|-----------------|-----------------|-----------------|-----------------|-----------------|-------|--|
|     |   | Men and women          |                |                 |                 |                |                 | Women           |                 |                 |                 |                 |                 |                 |                 |                 |                 |                 |                 |                 |                 |       |  |
|     |   | Total                  |                |                 | Under 25s       |                |                 | Total           |                 |                 | Total           |                 |                 |                 |                 |                 |                 |                 |                 |                 |                 |       |  |
|     |   | Stock                  | Entrants       | Exits           | Stock           | Entrants       | Exits           | Stock           | Entrants        | Exits           | Stock           | Entrants        | Exits           |                 |                 |                 |                 |                 |                 |                 |                 |       |  |
| 0   | 0 - Public employment services (PES)                                      | :                      | :              | :               | :               | :              | :               | :               | :               | :               | :               | :               | :               | :               | :               | :               | :               | :               |                 |                 |                 |       |  |
| 9   | Job placing - Employment service placing and advisory functions           | :                      | :              | :               | :               | :              | :               | :               | :               | :               | :               | :               | :               | :               | :               | :               | :               | :               |                 |                 |                 |       |  |
|     | <b>Total category 0 - Public employment services (PES)</b>                | :                      | :              | :               | :               | :              | :               | :               | :               | :               | :               | :               | :               | :               | :               | :               | :               | :               |                 |                 |                 |       |  |
| 1   | 1 - Intensive counselling and job-search assistance                       | 58,770                 | 151,448        | 202,723         | 58,770          | 151,448        | 202,723         | 15,908          | 43,479          | 57,584          | 16,610          | 45,296          | 46,845          | 3,688           | 11,202          | 11,670          | 7,457           | 15,813          | 15,344          | 541             | 1,403           | 1,387 |  |
| 1   | [Component] New Deal for 18-24 - Gateway                                  |                        |                |                 |                 |                |                 |                 |                 |                 |                 |                 |                 |                 |                 |                 |                 |                 |                 |                 |                 |       |  |
| 1   | [Component] New Deal for 18-24 - Follow-through                           |                        |                |                 |                 |                |                 |                 |                 |                 |                 |                 |                 |                 |                 |                 |                 |                 |                 |                 |                 |       |  |
| 2   | [Component] New Deal 25+ - Gateway  | 48,303                 | 100,495        | 97,444          | -               | -              | -               | -               | -               | -               | -               | -               | -               | -               | -               | -               | -               | -               | -               | -               | -               | -     |  |
| 2   | [Component] New Deal 25+ - Follow-through                                 | 3,524                  | 9,827          | 9,568           | -               | -              | -               | -               | -               | -               | -               | -               | -               | -               | -               | -               | -               | -               | -               | -               | -               | -     |  |
| 8   | Jobseeker's allowance (JSA) - Interviews                                  | :                      | :              | :               | :               | :              | :               | :               | :               | :               | :               | :               | :               | :               | :               | :               | :               | :               | :               | :               | :               | :     |  |
| 14  | Travel to interview scheme  | :                      | 21,800         | 21,800          | :               | :              | :               | :               | :               | :               | :               | :               | :               | :               | :               | :               | :               | :               | :               | :               | :               | :     |  |
| 16  | Work trials   | 206*                   | 3,572          | 3,572*          | :               | :              | :               | :               | :               | :               | :               | :               | :               | :               | :               | :               | :               | :               | :               | :               | 36*             | 622*  |  |
| 20  | Jobfinder/Jobfinder Plus  | :                      | 68,200         | :               | :               | :              | :               | :               | :               | :               | :               | :               | :               | :               | :               | :               | :               | :               | :               | :               | :               | :     |  |
| 22  | Programme centres (plus other jobsearch provision: Jobclub, Jobplan)      | :                      | 194,200        | :               | :               | :              | :               | :               | :               | :               | :               | :               | :               | :               | :               | :               | :               | :               | :               | :               | :               | :     |  |
| 10  | New Deal for Partners of Unemployed People (NDPU)                         | :                      | :              | :               | :               | :              | :               | :               | :               | :               | :               | :               | :               | :               | :               | :               | :               | :               | :               | :               | :               | 1     |  |
| 23  | PACTS - Placing assessment and counselling teams                          | :                      | :              | :               | :               | :              | :               | :               | :               | :               | :               | :               | :               | :               | :               | :               | :               | :               | :               | :               | :               | 1     |  |
|     | <b>Total category 1 - Intensive counselling and job-search assistance</b> | :                      | :              | :               | :               | :              | :               | :               | :               | :               | :               | :               | :               | :               | :               | :               | :               | :               | :               | :               | :               | 1     |  |
| 2   | 2 - Training  | 13,147                 | 22,911         | 27,575          | 13,147          | 22,911         | 27,575          | 3,688           | 6,387           | 8,015           | 1,234           | 1,829           | 3,019           | 179             | 249             | 415             | 4,022           | 9,182           | 9,685           | 660             | 1,437           | 1,545 |  |
| 2.1 | 1 [Component] New Deal for 18-24 - Education and training option          |                        |                |                 |                 |                |                 |                 |                 |                 |                 |                 |                 |                 |                 |                 |                 |                 |                 |                 |                 |       |  |
| 2   | [Component] New Deal 25+ - Full-time education/training option            |                        |                |                 |                 |                |                 |                 |                 |                 |                 |                 |                 |                 |                 |                 |                 |                 |                 |                 |                 |       |  |
| 2.2 | 2 [Component] New Deal 25+ - Work-based learning for adults               | 37,919*                | 126,100        | 126,878*        | -               | -              | -               | -               | -               | -               | -               | -               | -               | -               | -               | -               | -               | -               | -               | -               | -               | -     |  |
| 2.3 | 4 Work-based learning for adults (WBLA)                                   | 333,531*               | 300,700        | 303,731*        | 333,531*        | 300,700        | 303,731*        | 11,755*         | 39,091*         | 39,091*         | 11,755*         | 39,091*         | 11,755*         | 39,091*         | 39,091*         | 11,755*         | 39,091*         | 11,755*         | 39,091*         | 11,755*         | 39,091*         |       |  |
| 2.4 | 5 Work-based training for young people (WBTPP)                            | 389,853*               | 460,722        | 470,888*        | 346,678*        | 323,611        | 331,306*        | 163,431*        | 147,343         | 145,791*        | 163,431*        | 147,343         | 145,791*        | 163,431*        | 147,343         | 145,791*        | 163,431*        | 147,343         | 145,791*        | 163,431*        | 147,343         |       |  |
|     | <b>Total category 2 - Training</b>  | <b>389,853*</b>        | <b>460,722</b> | <b>470,888*</b> | <b>346,678*</b> | <b>323,611</b> | <b>331,306*</b> | <b>179,713*</b> | <b>194,507*</b> | <b>194,857*</b> | <b>179,713*</b> | <b>194,507*</b> | <b>194,857*</b> | <b>179,713*</b> | <b>194,507*</b> | <b>194,857*</b> | <b>179,713*</b> | <b>194,507*</b> | <b>194,857*</b> | <b>179,713*</b> | <b>194,507*</b> |       |  |
|     | <b>Total category 2 - Training (excl. sub-category 2.4)</b>               | <b>56,322*</b>         | <b>160,022</b> | <b>167,157*</b> | <b>13,147</b>   | <b>22,911</b>  | <b>27,575</b>   | <b>16,282*</b>  | <b>47,164*</b>  | <b>49,066*</b>  | <b>13,147</b>   | <b>22,911</b>   | <b>27,575</b>   | <b>16,282*</b>  | <b>47,164*</b>  | <b>49,066*</b>  | <b>13,147</b>   | <b>22,911</b>   | <b>27,575</b>   | <b>16,282*</b>  | <b>47,164*</b>  |       |  |
| 3   | 3 - Job rotation and job sharing  | -                      | -              | -               | -               | -              | -               | -               | -               | -               | -               | -               | -               | -               | -               | -               | -               | -               | -               | -               | -               | -     |  |
| 3   | <b>Total category 3 - Job rotation and job sharing</b>                    | -                      | -              | -               | -               | -              | -               | -               | -               | -               | -               | -               | -               | -               | -               | -               | -               | -               | -               | -               | -               | -     |  |
| 4   | 4 - Employment incentives   | 16,610                 | 45,296         | :               | 16,610          | 45,296         | :               | 3,688           | 11,202          | :               | 2,068           | 5,282           | 5,819           | 286             | 726             | 793             | n.f.            | 7,789           | 7,789           | n.f.            | 7,789           | 7,789 |  |
| 4.1 | 1 [Component] New Deal for 18-24 - Employment option                      |                        |                |                 |                 |                |                 |                 |                 |                 |                 |                 |                 |                 |                 |                 |                 |                 |                 |                 |                 |       |  |
| 2   | [Component] New Deal 25+ - Employment option                              |                        |                |                 |                 |                |                 |                 |                 |                 |                 |                 |                 |                 |                 |                 |                 |                 |                 |                 |                 |       |  |
| 29  | Jobfinder's grant   | n.f.                   | 7,789          | 7,789           | n.f.            | 7,789          | 7,789           | n.f.            | 7,789           | 7,789           | n.f.            | 7,789           | 7,789           | n.f.            | 7,789           | 7,789           | n.f.            | 7,789           | 7,789           | n.f.            | 7,789           |       |  |
|     | <b>Total category 4 - Employment incentives</b>                           | <b>18,678</b>          | <b>58,367</b>  | <b>:</b>        | <b>16,610</b>   | <b>45,296</b>  | <b>:</b>        | <b>3,974</b>    | <b>11,202</b>   | <b>:</b>        | <b>2,068</b>    | <b>5,282</b>    | <b>5,819</b>    | <b>286</b>      | <b>726</b>      | <b>793</b>      | <b>n.f.</b>     | <b>7,789</b>    | <b>7,789</b>    | <b>n.f.</b>     | <b>7,789</b>    |       |  |

C.3.15 LMP participants by measure and by type of action: United Kingdom, 2000

| Category, measure number and name  | Number of participants |                  |               |                |               |               |                |               |               |                |              |              |
|--|------------------------|------------------|---------------|----------------|---------------|---------------|----------------|---------------|---------------|----------------|--------------|--------------|
|  | Men and women          |                  |               |                |               |               | Women          |               |               |                |              |              |
|  | Total                  |                  | Under 25s     |                | Total         |               | Total          |               | Total         |                | Total        |              |
|  | Stock                  | Entrants         | Exits         | Stock          | Entrants      | Exits         | Stock          | Entrants      | Exits         | Stock          | Entrants     | Exits        |
| <b>5 - Integration of the disabled</b>   |                        |                  |               |                |               |               |                |               |               |                |              |              |
| 5 24 Employment rehabilitation (Work preparation)  | :                      | :                | :             | :              | :             | :             | :              | :             | :             | :              | :            | :            |
| 5.1 31 Access to work  | n.r.                   | 20,700           | :             | n.r.           | :             | :             | n.r.           | :             | :             | :              | :            | 1            |
| 5.3 12 Job introduction scheme (JIS)   | :                      | :                | :             | :              | :             | :             | :              | :             | :             | :              | :            | :            |
| Mixed 33 New Deal for Disabled People (NDDP)   | :                      | :                | :             | :              | :             | :             | :              | :             | :             | :              | :            | :            |
| Mixed 33 Supported employment (including Remploy)  | :                      | :                | :             | :              | :             | :             | :              | :             | :             | :              | :            | :            |
| <b>Total category 5 - Integration of the disabled</b>                                    | <b>:</b>               | <b>:</b>         | <b>:</b>      | <b>:</b>       | <b>:</b>      | <b>:</b>      | <b>:</b>       | <b>:</b>      | <b>:</b>      | <b>:</b>       | <b>:</b>     | <b>:</b>     |
| <b>6 - Direct job creation</b>   |                        |                  |               |                |               |               |                |               |               |                |              |              |
| 6.2 1 [Component] New Deal for 18-24 - Voluntary sector & Environment Task Force options | 13,764                 | 68,867           | 31,410        | 13,764         | 68,867        | 31,410        | 13,764         | 68,867        | 31,410        | 13,764         | 9,876        | 7,878        |
| <b>Total category 6 - Direct job creation</b>  | <b>13,764</b>          | <b>68,867</b>    | <b>31,410</b> | <b>13,764</b>  | <b>68,867</b> | <b>31,410</b> | <b>13,764</b>  | <b>68,867</b> | <b>31,410</b> | <b>13,764</b>  | <b>9,876</b> | <b>7,878</b> |
| <b>7 - Start-up incentives</b>   |                        |                  |               |                |               |               |                |               |               |                |              |              |
| 7 36 Youth enterprise initiative (YEI)   | :                      | :                | :             | :              | :             | :             | :              | :             | :             | :              | :            | :            |
| <b>Total category 7 - Start-up incentives</b>  | <b>:</b>               | <b>:</b>         | <b>:</b>      | <b>:</b>       | <b>:</b>      | <b>:</b>      | <b>:</b>       | <b>:</b>      | <b>:</b>      | <b>:</b>       | <b>:</b>     | <b>:</b>     |
| <b>8 - Out-of-work income maintenance and support</b>                                    |                        |                  |               |                |               |               |                |               |               |                |              |              |
| 8.1 3 Jobseeker's allowance (JSA): payments  | 1,056,908              | 2,720,407        | :             | 268,413        | :             | :             | 268,413        | :             | :             | 251,502        | :            | :            |
| <b>Total category 8 - Out-of-work income maintenance and support</b>                     | <b>1,056,908</b>       | <b>2,720,407</b> | <b>:</b>      | <b>268,413</b> | <b>:</b>      | <b>:</b>      | <b>268,413</b> | <b>:</b>      | <b>:</b>      | <b>251,502</b> | <b>:</b>     | <b>:</b>     |
| <b>9 - Early retirement</b>  |                        |                  |               |                |               |               |                |               |               |                |              |              |
| 9 9  | -                      | -                | -             | -              | -             | -             | -              | -             | -             | -              | -            | -            |
| <b>Total category 9 - Early retirement</b>   | <b>-</b>               | <b>-</b>         | <b>-</b>      | <b>-</b>       | <b>-</b>      | <b>-</b>      | <b>-</b>       | <b>-</b>      | <b>-</b>      | <b>-</b>       | <b>-</b>     | <b>-</b>     |
| <b>Mixed measures</b>  |                        |                  |               |                |               |               |                |               |               |                |              |              |
| Mixed 11 New Deal for Lone Parents (NDLP)  | :                      | 94,114           | :             | :              | :             | :             | :              | :             | :             | :              | :            | :            |
| 35 Employment zones  | :                      | :                | :             | :              | :             | :             | :              | :             | :             | :              | :            | :            |
| 37 New Deal 50+  | :                      | :                | :             | :              | :             | :             | :              | :             | :             | :              | :            | :            |
| <b>Total category - Mixed measures</b>   | <b>:</b>               | <b>:</b>         | <b>:</b>      | <b>:</b>       | <b>:</b>      | <b>:</b>      | <b>:</b>       | <b>:</b>      | <b>:</b>      | <b>:</b>       | <b>:</b>     | <b>:</b>     |

Notes

- 1 Data refer to 1999
- 2 Data on apprenticeship (category 2.4) are not considered comparable between countries so aggregates on training should only be considered excluding this sub-category.



**C.3.16 LMP participants by measure and by type of action: Norway, 2000**

|   | Category, measure number and name | Men and women  |                |                |                |               |                |                |               |                |                | Number of participants |          |       |          |
|---|-----------------------------------|--|----------------|----------------|----------------|---------------|----------------|----------------|---------------|----------------|----------------|------------------------|----------|-------|----------|
|   |                                   | Total  |                |                |                |               | Under 25s      |                |               |                |                | Women                  |          |       | Notes    |
|   |                                   | Men  |                | Women          |                | Total         | Men            |                | Women         |                | Total          | Stock                  | Entrants | Exits |          |
|   |                                   | Stock  | Entrants       | Exits          | Stock          |               | Entrants       | Exits          | Stock         | Entrants       |                |                        |          |       |          |
| <b>0 - Public employment services (PES)</b>                               |                                   |  |                |                |                |               |                |                |               |                |                |                        |          |       |          |
| 0   | 26                                | Job seekers registered in Public Employment Service      | 181,091        | 344,687        | 331,848        | 33,451        | 109,172        | 104,084        | 90,472        | 156,379        | 148,597        |                        |          |       | 1        |
| <b>Total category 0 - Public employment services (PES)</b>                |                                   |  | <b>181,091</b> | <b>344,687</b> | <b>331,848</b> | <b>33,451</b> | <b>109,172</b> | <b>104,084</b> | <b>90,472</b> | <b>156,379</b> | <b>148,597</b> |                        |          |       |          |
| <b>1 - Intensive counselling and job-search assistance</b>                |                                   |  |                |                |                |               |                |                |               |                |                |                        |          |       |          |
| 1   | 4                                 | Job clubs  | 55             | 820            | 842            | 15            | 206            | 212            | 23            | 383            | 402            |                        |          |       |          |
| <b>Total category 1 - Intensive counselling and job-search assistance</b> |                                   |  | <b>55</b>      | <b>820</b>     | <b>842</b>     | <b>15</b>     | <b>206</b>     | <b>212</b>     | <b>23</b>     | <b>383</b>     | <b>402</b>     |                        |          |       |          |
| <b>2 - Training</b>   |                                   |  |                |                |                |               |                |                |               |                |                |                        |          |       |          |
| 2.1   | 7                                 | Labour Market Training (AMO)                             | 6,402          | 34,378         | 32,223         | 1,233         | 6,883          | 6,659          | 3,273         | 15,726         | 14,759         |                        |          |       |          |
| 2.2   | 8                                 | Traineeship/sponsorship scheme                           | 2,932          | 10,059         | 9,464          | 1,859         | 6,329          | 6,041          | 1,487         | 4,850          | 4,547          |                        |          |       |          |
| 9   |                                   | In-house training (BIO)                                  | 110            | 516            | 409            | :             | :              | :              | :             | :              | :              |                        |          |       |          |
| 2.4   | 10                                | Apprentices in government agencies                       | 3              | 3              | 12             | -             | -              | -              | 1             | -              | 3              |                        |          |       |          |
| <b>Total category 2 - Training</b>  |                                   |  | <b>9,447</b>   | <b>44,956</b>  | <b>42,108</b>  | <b>:</b>      | <b>:</b>       | <b>:</b>       | <b>:</b>      | <b>:</b>       | <b>:</b>       |                        |          |       | <b>2</b> |
| <b>Total category 2 - Training (excl. sub-category 2.4)</b>               |                                   |  | <b>9,444</b>   | <b>44,953</b>  | <b>42,096</b>  | <b>:</b>      | <b>:</b>       | <b>:</b>       | <b>:</b>      | <b>:</b>       | <b>:</b>       |                        |          |       | <b>2</b> |
| <b>3 - Job rotation and job sharing</b>                                   |                                   |  |                |                |                |               |                |                |               |                |                |                        |          |       |          |
| 3.1   | 12                                | Temporary substitute places                              | 24             | 56             | 67             | 7             | 12             | 20             | 23            | 52             | 62             |                        |          |       |          |
| <b>Total category 3 - Job rotation and job sharing</b>                    |                                   |  | <b>24</b>      | <b>56</b>      | <b>67</b>      | <b>7</b>      | <b>12</b>      | <b>20</b>      | <b>23</b>     | <b>52</b>      | <b>62</b>      |                        |          |       |          |
| <b>4 - Employment incentives</b>  |                                   |  |                |                |                |               |                |                |               |                |                |                        |          |       |          |
| 4.1   | 5                                 | Mobility promoting grants                                | n.r.           | :              | :              | n.r.          | :              | :              | n.r.          | :              | :              |                        |          |       |          |
| 6   |                                   | Wage subsidies to employers                              | 3,325          | 9,072          | 8,474          | 543           | 1,943          | 1,895          | 990           | 2,716          | 2,573          |                        |          |       |          |
| <b>Total category 4 - Employment incentives</b>                           |                                   |  | <b>3,325</b>   | <b>:</b>       | <b>:</b>       | <b>543</b>    | <b>:</b>       | <b>:</b>       | <b>990</b>    | <b>:</b>       | <b>:</b>       |                        |          |       |          |
| <b>5 - Integration of the disabled</b>                                    |                                   |  |                |                |                |               |                |                |               |                |                |                        |          |       |          |
| 5.1   | 13                                | In-house rehabilitation (BIA)                            | 739            | 1,547          | 1,408          | 28            | 41             | 35             | 307           | 825            | 760            |                        |          |       |          |
| 18  |                                   | Integration subsidies                                    | 383            | 311            | 325            | 106           | 80             | 75             | 152           | 121            | 144            |                        |          |       |          |
| 19  |                                   | Supported employment (AB)                                | 1,482          | 1,833          | 1,695          | 431           | 573            | 517            | 653           | 783            | 687            |                        |          |       |          |
| 23  |                                   | Sheltered workshops (AMB) phase 1                        | 1,138          | 5,084          | 4,942          | 153           | 773            | 755            | 460           | 1,953          | 1,856          |                        |          |       |          |
| 5.2   | 15                                | Preparatory job training (AFT)                           | 1,420          | 3,946          | 3,684          | 286           | 1,036          | 968            | 648           | 1,659          | 1,536          |                        |          |       |          |
| 20  |                                   | Sheltered workshops (AMB) phase 3                        | 1,789          | 384            | 501            | 4             | 12             | 13             | 517           | 104            | 154            |                        |          |       |          |
| 24  |                                   | Sheltered workshops (AMB) phase 2                        | 2,406          | 2,554          | 2,588          | 274           | 397            | 340            | 858           | 869            | 872            |                        |          |       |          |
| 5.3   | 14                                | Public sector employment for the occupationally disabled | 1,408          | 1,712          | 1,388          | 65            | 137            | 99             | 699           | 799            | 649            |                        |          |       |          |
| 16  |                                   | Job training groups (ATG)                                | 136            | 292            | 308            | 76            | 185            | 191            | 40            | 79             | 93             |                        |          |       |          |
| 21  |                                   | Practice in regular places of work                       | 4,608          | 9,997          | 9,955          | 510           | 1,175          | 1,138          | 2,522         | 5,541          | 5,421          |                        |          |       |          |
| 22  |                                   | Education in regular schools                             | 20,048         | 18,211         | 16,328         | 2,536         | 2,679          | 2,499          | 10,514        | 9,092          | 8,266          |                        |          |       |          |
| <b>Total category 5 - Integration of the disabled</b>                     |                                   |  | <b>35,557</b>  | <b>45,871</b>  | <b>43,122</b>  | <b>4,469</b>  | <b>7,088</b>   | <b>6,630</b>   | <b>17,370</b> | <b>21,825</b>  | <b>20,438</b>  |                        |          |       |          |

### C.3.16 LMP participants by measure and by type of action: Norway, 2000

| Category, measure number and name                                    | Number of participants |              |              |               |           |           |               |            |            |            |            |            |
|--|------------------------|--------------|--------------|---------------|-----------|-----------|---------------|------------|------------|------------|------------|------------|
|  | Men and women          |              |              |               |           |           | Women         |            |            |            |            |            |
|  | Total                  |              | Under 25s    |               | Total     |           | Total         |            | Total      |            | Total      |            |
|  | Stock                  | Entrants     | Exits        | Stock         | Entrants  | Exits     | Stock         | Entrants   | Exits      | Stock      | Entrants   | Exits      |
| <b>6 - Direct job creation</b>                                       |                        |              |              |               |           |           |               |            |            |            |            |            |
| 6.2 11 Temporary public employment (KAJA)                            | -                      | -            | -            | -             | -         | -         | -             | -          | -          | -          | -          | 3          |
| <b>Total category 6 - Direct job creation</b>                        |                        |              |              |               |           |           |               |            |            |            |            |            |
| <b>7 - Start-up incentives</b>                                       |                        |              |              |               |           |           |               |            |            |            |            |            |
| 7 25 Start your own business   | 498                    | 1,151        | 1,147        | 15            | 41        | 47        | 178           | 416        | 410        | 416        | 416        | 410        |
| <b>Total category 7 - Start-up incentives</b>                        | <b>498</b>             | <b>1,151</b> | <b>1,147</b> | <b>15</b>     | <b>41</b> | <b>47</b> | <b>178</b>    | <b>416</b> | <b>410</b> | <b>416</b> | <b>416</b> | <b>410</b> |
| <b>8 - Out-of-work income maintenance and support</b>                |                        |              |              |               |           |           |               |            |            |            |            |            |
| 8.1 17 Special rehabilitation measure (SPA)                          | 1,141                  | 3,380        | 3,388        | 610           | 1,620     | 1,673     | 378           | 1,066      | 1,065      | 1,066      | 1,066      | 1,065      |
| 27 Payments for occupational rehabilitation between measures         | 12,673                 | :            | :            | 1,475         | :         | :         | 5,970         | :          | :          | :          | :          | :          |
| Mixed 1 Unemployment benefits  | 61,606                 | :            | :            | 8,042         | :         | :         | 28,573        | :          | :          | :          | :          | :          |
| <b>Total category 8 - Out-of-work income maintenance and support</b> | <b>75,420</b>          | <b>:</b>     | <b>:</b>     | <b>10,127</b> | <b>:</b>  | <b>:</b>  | <b>34,921</b> | <b>:</b>   | <b>:</b>   | <b>:</b>   | <b>:</b>   | <b>:</b>   |
| <b>9 - Early retirement</b>  |                        |              |              |               |           |           |               |            |            |            |            |            |
| 9  | -                      | -            | -            | -             | -         | -         | -             | -          | -          | -          | -          | -          |
| <b>Total category 9 - Early retirement</b>                           | <b>-</b>               | <b>-</b>     | <b>-</b>     | <b>-</b>      | <b>-</b>  | <b>-</b>  | <b>-</b>      | <b>-</b>   | <b>-</b>   | <b>-</b>   | <b>-</b>   | <b>-</b>   |

#### Notes

- 1 Data refer to registered jobseekers.
- 2 Data on apprenticeship (category 2.4) are not considered comparable between countries so aggregates on training should only be considered excluding this sub-category.
- 3 Measure not used in 2000.

## **D INVENTORY OF LMP MEASURES**

## D.1 INVENTORY OF LMP MEASURES: Belgique/België, 2000

| Category | Measure | Name (English) | Name (National language) |  |
|----------|---------|----------------|--------------------------|---|
|----------|---------|----------------|--------------------------|---|

### 0 - Public employment services (PES)

|   |   |   |   |
|---|---|---|---|
| 0 | 1 | Public employment services (Fed, RF, RW, RBC) | Services publics de l'emploi (Féd, RF, RW, RBC) |
|---|---|---|---|

### 1 - Intensive counselling and job-search assistance

|   |    |   |   |
|---|----|---|---|
| 1 | 12 | Vocational integration (RW, RBC)  | Insertion socio-professionnelle (RW, RBC)   |
| 1 | 25 | Active jobsearch workshop (RW, RBC, RF)                                   | Ateliers de recherche active d'emploi (RW, RBC, RF,CG)                                |
| 1 | 30 | Regional employment missions (RW)   | Missions régionales pour l'emploi (RW)  |
| 1 | 46 | Insertion plan for young people (RW)                                      | Plan jeunes + (RW)  |
| 1 | 48 | Partnership for the reception of jobseekers not registered in ORBEM (RBC) | Partenariat en matière d'accueil des demandeurs d'emploi non inscrits à l'ORBEM (RBC) |
| 1 | 50 | Partnership for childcare for jobseekers (RBC)                            | Partenariat pour l'accueil des enfants des demandeurs d'emploi (RBC)                  |
| 1 | 51 | Jobseekers insertion towards the first job agreement                      | Insertion des demandeurs d'emploi vers la convention de premier emploi                |
| 1 | 54 | Pathway to work (RF)  | Trajectwerking (RF)   |

### 2 - Training

|     |    |  |   |
|-----|----|--|---|
| 2.1 | 3  | Encouraging the unemployed to resume studying (Fed)                            | Encouragement de chômeurs à reprendre des études (Féd)                  |
| 2.1 | 40 | Vocational training (RF)   | Formation professionnelle (RF)  |
| 2.1 | 41 | Vocational training (RW)   | Formation professionnelle (RW)  |
| 2.1 | 42 | Vocational training (RBC)  | Formation professionnelle (RBC)   |
| 2.1 | 43 | Vocational training (Fed)  | Formation professionnelle (Féd)   |
| 2.1 | 44 | Vocational training (CG)   | Formation professionnelle (CG)  |
| 2.2 | 7  | Support for the creation, extension and restructuring of enterprises (RW, RBC) | Aides à la création, extension, reconversion d'entreprises (RW, RBC,CG) |
| 2.2 | 13 | Training and integration contract (RW)   | Plan Formation Insertion (RW)   |
| 2.2 | 29 | Tutorial (RBC)   | Tutorat (RBC)   |
| 2.3 | 8  | Alternance training (Fed)  | Formation en alternance (Féd)   |
| 2.3 | 9  | Alternance training and springboard projects (CFI)                             | Formation en alternance et projets tremplins (CFI)                      |
| 2.3 | 10 | Alternance training (RW)   | Formation en alternance (RW)  |

### 3 - Job rotation and job sharing

|         |    |   |   |
|---------|----|---|---|
| 3.1     | 32 | Promoting reintegration of the unemployed through redistribution of work (RF) | Remise au travail de chômeurs à l'aide de la redistribution du travail (RF) |
| 3.1,3.2 | 15 | Career break (Fed, RF)  | Interruption de la carrière professionnelle (Féd, RF)                       |


### 4 - Employment incentives

|       |    |  |   |
|-------|----|--|---|
| 4     | 39 | Part-time workers receiving income guarantee allowance | Travailleurs à temps partiel avec allocation de garantie de revenus               |
| 4.1   | 22 | Plan +1, +2, +3 (Fed)                                  | Plan +1, +2, +3 (Féd)   |
| 4.1   | 24 | Employment agreements (Fed)                            | Accords pour l'emploi (Féd)   |
| 4.1   | 26 | Relocation allowances for the unemployed (RBC)         | Interventions dans les frais de réinstallation des chômeurs (RBC)                 |
| 4.1   | 28 | Transition-to-work subsidy (RBC)                       | Prime de transition professionnelle (RBC)   |
| 4.1   | 47 | First job agreement                                    | Convention de premier emploi  |
| 4.1.1 | 16 | Recruitment subsidy (RBC)                              | Prime à l'embauche (RBC)  |
| 4.1.1 | 23 | Recruitment benefits (Fed)                             | Plan avantage à l'embauche (Féd)  |
| 4.1.1 | 35 | Traineeships for young people (Fed)                    | Stage des jeunes (Féd)  |
| 4.1.2 | 17 | Recruitment of unemployed persons by SMEs (RW, RBC)    | Recrutement de chômeurs engagés pour des projets d'expansion économique (RW, RBC) |

### 5 - Integration of the disabled

|     |    |   |  |
|-----|----|---|--|
| 5   | 36 | Work and rehabilitation for disabled persons (RF, RW, RBC)    | Travail et réadaptation des handicapés (RF, RW, RBC,CG)                  |
| 5.3 | 49 | Socio-vocational guidance service: social consultations (RBC) | Service de guidance socio-professionnelle : consultations sociales (RBC) |

## D.1 INVENTORY OF LMP MEASURES: Belgique/België, 2000

| Category  | Measure | Name (English)   | Name (National language)   |
|---|---------|--|--|
|  |         |  |  |
| <b>6 - Direct job creation</b>  |         |  |  |
| 6.1   | 14      | Third working circuit (RF, RW, RBC)                                    | Troisième circuit de travail (RF, RW, RBC,CG)                                  |
| 6.1   | 18      | Subsidised contractors (RF, RW, RBC)                                   | Agents contractuels subventionnés (RF, RW, RBC,CG)                             |
| 6.1   | 19      | Promoting employment in the non-market sector - FBI (Fed, RF, RW, RBC) | Promotion de l'emploi dans le secteur non marchand - FBI (Féd, RF, RW, RBC,CG) |
| 6.2   | 21      | Local employment agencies (Fed)  | Agences locales d'emploi (Féd)   |
| 6.2   | 27      | Transition-to-work scheme (RF)   | Programme de transition professionnelle  |
| 6.2   | 52      | First job agreement in projects of public interest (RBC)               | Convention de premier emploi dans des projets globaux de société (RBC)         |
| <b>7 - Start-up incentives</b>  |         |  |  |
| 7   | 34      | Loans for unemployed persons (Fed)                                     | Prêt chômeur (Féd)   |
| 7   | 45      | Support for the creation and management of enterprises (RBC)           | Filière d'insertion à la création et la gestion d'entreprise (RBC)             |
| 7   | 53      | SME Creation (RW)  | PME Création (RW)  |
| <b>8 - Out-of-work income maintenance and support</b>                               |         |  |  |
| 8.1.1,8.2,8.5   | 37      | Unemployment benefit (Fed)   | Indemnisation du chômage (Féd)   |
| <b>9 - Early retirement</b>   |         |  |  |
| 9.1.1   | 38      | Early retirement by collective agreement (Fed)                         | Prépension conventionnelle (Féd)   |
| Count of measures   |         | 46   |  |

## D.2 INVENTORY OF LMP MEASURES: Danmark, 2000

| Category   | Measure | Name (English)                                      | Name (National language)                     |
|--|---------|---|--|
| <b>0 - Public employment services (PES)</b>                |         |   |  |
| 0  | 5       | Public employment service                           | Arbejdsformidlingen                          |
| <b>1 - Intensive counselling and job-search assistance</b> |         |   |  |
| 1  | 9       | Specially arranged activation                       | Særligt tilrettelagte aktiverende forløb     |
| 1  | 17      | Educational and vocational guidance                 | Vejlednings- og introduktionsforløb          |
| <b>2 - Training</b>  |         |   |  |
| 2.1  | 8       | Education and training                              | Uddannelsesaktivering                        |
| 2.1  | 16      | Training leave from unemployment                    | Orlov til uddannelse fra ledighed            |
| 2.1  | 19      | Adult and supplementary training                    | Voksen- og efteruddannelse                   |
| 2.2  | 27      | Labour trainee                                      | Arbejdspraktik                               |
| 2.4  | 31      | Adult apprenticeship support                        | Støtte til voksenlærlinge                    |
| <b>3 - Job rotation and job sharing</b>                    |         |   |  |
| <b>4 - Employment incentives</b>                           |         |   |  |
| 4.1.1  | 26      | Servicejobs   | Servicejob                                   |
| 4.1.2  | 6       | Job training  | Jobtræning                                   |
| 4.1.2  | 7       | Individual job training                             | Individuel jobtræning                        |
| <b>5 - Integration of the disabled</b>                     |         |   |  |
| 5  | 30      | Support of disabled                                 | Støtte til handicappede                      |
| 5.2  | 21      | Flex jobs   | Flexjob                                      |
| 5.2  | 22      | Light jobs  | Skånejob                                     |
| 5.3  | 20      | Rehabilitation                                      | Revalidering                                 |
| 5.3  | 28      | Pre-rehabilitation                                  | Forrevalidering                              |
| 5.3  | 29      | Unemployment allowance                              | Ledighedsydelse                              |
| <b>6 - Direct job creation</b>                             |         |   |  |
| 6.2  | 10      | Voluntary not paid activities                       | Frivillige ulønnede aktiviteter              |
| 6.2  | 11      | Pool jobs   | Puljejob                                     |
| <b>7 - Start-up incentives</b>                             |         |   |  |
| 7  | 12      | Enterprise allowance (insured unemployed)           | Etableringsydelse (dagpengeberettigede)      |
| 7  | 13      | Enterprise allowance (social assistance recipients) | Igangsætningsydelse (kontanthjælpsmodtagere) |
| <b>8 - Out-of-work income maintenance and support</b>      |         |   |  |
| 8.1.1,8.2,8.3  | 1       | Unemployment Insurance                              | Ledige med arbejdsløshedsdagpenge            |
| 8.1.2  | 2       | Social assistance (unemployment)                    | Kontanthjælp til ledige                      |
| 8.5  | 25      | Wage earners guarantee fund                         | Lønmodtagernes garantifond                   |
| <b>9 - Early retirement</b>                                |         |   |  |
| 9.2  | 3       | Transitional allowance                              | Overgangsydelse                              |
| 9.2  | 24      | Early retirement pay, from unemployment             | Efterløn fra ledighed                        |
| Count of measures  |         | 26  |  |



## D.3 INVENTORY OF LMP MEASURES: Deutschland, 2000

| Category   | Measure | Name (English)   | Name (National language)   |  |
|--|---------|--|--|---|
| <b>0 - Public employment services (PES)</b>                |         |  |  |   |
| 0  | 5       | Job placement  | Arbeitsvermittlung   |   |
| 0  | 33      | Apprenticeship placement   | Ausbildungsvermittlung (in berufliche Ausbildungsstellen)  |   |
| <b>1 - Intensive counselling and job-search assistance</b> |         |  |  |   |
| 1  | 27      | Independent measures   | Freie Förderung = Maßnahmentearten frei wählbar  |   |
| 1  | 28      | Involvement of third parties in the placement of unemployment-assistance recipients          | Beteiligung Dritter an der Vermittlung von Arbeitslosenhilfebeziehern                              |   |
| 1  | 35      | Counselling and placement assistance   | Unterstützung der Beratung und Vermittlung   |   |
| <b>2 - Training</b>  |         |  |  |   |
| 2.1  | 6       | Measures to improve prospects of integration - training measures                             | Maßnahmen zur Verbesserung der Eingliederungsaussichten (Trainingsmaßnahmen)                       |   |
| 2.1  | 11      | Support for vocational preparation training measures for young people                        | Förderung berufsvorbereitender Bildungsmaßnahmen für Jugendliche                                   |   |
| 2.1  | 12      | Support for further vocational training  | Förderung der beruflichen Weiterbildung  |   |
| 2.1  | 20      | Subsidies towards measures included in social plans  | Zuschüsse zu Sozialplanmaßnahmen   |   |
| 2.1  | 26      | Language tuition for new resettlers, persons having right of asylum and quota refugees       | Deutsch-Sprachlehrgänge für Spätaussiedler, Asylberechtigte und Kontingentflüchtlinge              |   |
| 2.1  | 31      | ESF Federal programme  | ESF-Bundesprogramm   |   |
| 2.4  | 19      | Support for vocational training for those with learning difficulties/social disadvantage     | Förderung der Berufsausbildung von lernbeeinträchtigten oder sozial benachteiligten Auszubildenden |   |
| 2.4  | 34      | Vocational training allowance  | Berufsausbildungsbeihilfe  |   |
| <b>3 - Job rotation and job sharing</b>                    |         |  |  |   |
| <b>4 - Employment incentives</b>                           |         |  |  |   |
| 4.1.1  | 7       | Mobility allowances  | Mobilitätshilfen (Förderung der Arbeitsaufnahme)   |   |
| 4.1.1  | 16      | Recruitment subsidy for new businesses   | Einstellungszuschuss für Arbeitslose bei Neugründungen   |   |
| 4.1.1  | 18      | Integration subsidies  | Eingliederungszuschüsse  |   |
| 4.1.1  | 25      | Employment assistance scheme for long-term unemployed  | Beschäftigungshilfen für Langzeitarbeitslose   |   |
| 4.1.2  | 8       | Employee allowance   | Arbeitnehmerhilfe  |   |
| 4.1.2  | 17      | Integration contract   | Eingliederungsvertrag  |   |
| <b>5 - Integration of the disabled</b>                     |         |  |  |   |
| 5.1  | 23      | Special incentives for the recruitment and employment of the severely disabled               | Besondere Förderung der Einstellung und Beschäftigung Schwerbehinderter                            |   |
| 5.3  | 13      | Vocational rehabilitation  | Berufliche Eingliederung Behinderter   |   |
| <b>6 - Direct job creation</b>                             |         |  |  |   |
| 6.2  | 21      | Support for job-creation measures (ABMs)   | Förderung von Arbeitsbeschaffungsmaßnahmen (ABM)   |   |
| 6.2  | 22      | Support for structural adjustment measures   | Förderung von Strukturanpassungsmaßnahmen  |   |
| <b>7 - Start-up incentives</b>                             |         |  |  |   |
| 7  | 9       | Bridging allowance   | Überbrückungsgeld  |   |
| <b>8 - Out-of-work income maintenance and support</b>      |         |  |  |   |
| 8.1.1  | 1       | Unemployment benefit   | Arbeitslosengeld   |   |
| 8.1.2  | 3       | Unemployment assistance  | Arbeitslosenhilfe  |   |
| 8.1.2  | 29      | Integration assistance for new resettlers, persons having right of asylum and quota refugees | Eingliederungshilfe für Spätaussiedler, Asylberechtigte und Kontingentflüchtlinge                  |   |
| 8.2  | 14      | Short-time working allowance   | Kurzarbeitergeld   |   |
| 8.2  | 15      | Promotion of year-round employment in construction   | Förderung der ganzjährigen Beschäftigung in der Bauwirtschaft                                      |   |
| 8.3  | 2       | Part-time unemployment benefit   | Teilarbeitslosengeld   |   |
| 8.5  | 4       | Bankruptcy compensation payment  | Insolvenzgeld  |   |

### D.3 INVENTORY OF LMP MEASURES: Deutschland, 2000

| Category | Measure | Name (English) | Name (National language) |  |
|----------|---------|----------------|--------------------------|---|
|----------|---------|----------------|--------------------------|---|

**9 - Early retirement**

|       |    |   |                                    |
|-------|----|---|------------------------------------|
| 9.1.2 | 24 | Support of part-time employment for older employees | Förderung der Altersteilzeitarbeit |
|-------|----|---|------------------------------------|

**Mixed measures**

|                                 |    |   |   |
|---------------------------------|----|---|---|
| 1,2,1,2.3,<br>2.4,4.1.1,<br>6.2 | 38 | Immediate Action Programme against youth unemployment | Sofortprogramm zum Abbau der Jugendarbeitslosigkeit |
|---------------------------------|----|---|---|

---

|                   |    |
|-------------------|----|
| Count of measures | 33 |
|-------------------|----|



## D.4 INVENTORY OF LMP MEASURES: Ellada, 2000

| Category | Measure | Name (English) | Name (National language) |  |
|----------|---------|----------------|--------------------------|---|
|----------|---------|----------------|--------------------------|---|

### 0 - Public employment services (PES)

|   |    |   |  |
|---|----|---|--|
| 0 | 31 | Counselling - Vocational guidance   | Συμβουλευτική-Καθοδήγηση   |
| 0 | 32 | Placement by the public employment services (OAED employment agencies)                    | Τοποθέτηση από τις δημόσιες υπηρεσίες απασχόλησης                        |
| 0 | 62 | Development of structures of supporting services in issues of gender equality (K.E.TH.I.) | Ανάπτυξη δομών Σ.Υ.Υ. του Κέντρου Ερευνών για Θέματα Ισότητας (Κ.Ε.Θ.Ι.) |

### 1 - Intensive counselling and job-search assistance

### 2 - Training

|     |    |   |  |
|-----|----|---|--|
| 2   | 38 | ADAPT   | ADAPT  |
| 2.1 | 8  | Continuous vocational training programs for the unemployed (OAED)                     | Προγράμματα συνεχιζόμενης κατάρτισης (ΟΑΕΔ) για ανέργους                   |
| 2.1 | 33 | Continuous vocational training programs for the unemployed (Ministry of Labour - KEK) | Προγράμματα συνεχιζόμενης κατάρτισης για ανέργους (Υπ. Εργασίας - ΚΕΚ)     |
| 2.1 | 37 | Training for unemployed seamen (Ministry of Merchant Marine)                          | Προγράμματα κατάρτισης Υπ. Εμπορικής Ναυτιλίας για ανέργους νεαρής ηλικίας |
| 2.4 | 6  | Programs of alternating education (Apprenticeship)                                    |  |

### 3 - Job rotation and job sharing

### 4 - Employment incentives

|       |    |  |  |
|-------|----|--|--|
| 4.1.2 | 9  | Programme New Jobs for the unemployed          | ΝΘΕ για ανέργους   |
| 4.1.2 | 51 | The "stage" programme for unemployed graduates | Το πρόγραμμα εργασιακής εμπειρίας "Stage" για νέους πτυχιούχους ανέργους |

### 5 - Integration of the disabled

|     |    |   |   |
|-----|----|---|---|
| 5.1 | 45 | Employment subsidies for special social groups (New Jobs, and New Entrepreneurs)                | Επιδότηση της Απασχόλησης Ειδικών Κοινωνικών Ομάδων (ΝΘΕ και ΝΕΕ)                           |
| 5.3 | 1  | Training programs for people with special needs in three vocational training centres of OAED    | Προγράμματα Επαγγελματικής Κατάρτισης και Ψυχοκοινωνικής Στήριξης στα ΚΕΚ για ΑΜΕΑ του ΟΑΕΔ |
| 5.3 | 42 | Combating exclusion from the labour market for specific social groups with reduced mobility etc | Καταπολέμηση του αποκλεισμού από την αγορά εργασίας για ειδικές κοινωνικές κατηγορίες       |

### 6 - Direct job creation

### 7 - Start-up incentives

|   |    |  |   |
|---|----|--|---|
| 7 | 10 | Promotion of self-employment for new entrepreneurs | Πρώθηση της αυταπασχόλησης νέων ελεύθερων επαγγελματιών ηλικίας 18-64 ετών. |
|---|----|--|---|

### 8 - Out-of-work income maintenance and support

|       |    |   |   |
|-------|----|---|---|
| 8.1.1 | 22 | Unemployment benefit  | Επίδομα ανεργίας  |
| 8.1.2 | 23 | Special unemployment assistance for those exceeding the unemployment benefit period         | Ειδικό βοήθημα μετά τη λήξη της επιδότησης λόγω ανεργίας    |
| 8.1.2 | 24 | Special assistance provided after the completion of three months as a registered unemployed | Ειδικό βοήθημα μετά την τρίμηνη παραμονή στα μητρώα ανέργων |
| 8.1.2 | 27 | National System of Protection from Unemployment - ESPA (Benefit for young unemployed)       | Εθνικό Σύστημα Προστασίας από την Ανεργία - ΕΣΠΑ            |
| 8.1.2 | 28 | Special assistance for ex offenders   | Ειδικό βοήθημα σε αποφυλακισμένους                          |
| 8.1.2 | 29 | Special assistance for former political refugees and repatriated                            | Ειδικό βοήθημα σε παλιννοστούντες                           |
| 8.2   | 58 | Special seasonal assistance   | Ειδικά Εποχικά Βοηθήματα                                    |

### 9 - Early retirement

## D.4 INVENTORY OF LMP MEASURES: Ellada, 2000

| Category | Measure | Name (English) | Name (National language) |  |
|----------|---------|----------------|--------------------------|---|
|----------|---------|----------------|--------------------------|---|

### Mixed measures

|                   |    |  |   |  |
|-------------------|----|--|---|--|
| 4.1.1,7           | 60 | Programmes New Jobs and New Entrepreneurs - Operational prog "Combating labour market exclusion" | Πρόγραμμα ΝΘΕ και ΝΕΕ - Επιχειρ.Πρόγραμμα"Καταπολέμηση του Αποκλεισμού      |  |
| 4.1.1,7           | 61 | Programmes New Jobs and New Entrepreneurs - Community initiative "Employment"                    | Πρόγραμμα ΝΘΕ και ΝΕΕ στα πλαίσια της Κοινοτικής Πρωτοβουλίας "ΑΓΙΑΣΧΟΛΗΣΗ" |  |
| Count of measures |    | 23   |   |  |

## D.5 INVENTORY OF LMP MEASURES: España, 2000

| Category | Measure | Name (English) | Name (National language) |
|----------|---------|----------------|--------------------------|
|----------|---------|----------------|--------------------------|



### 0 - Public employment services (PES)

#### 1 - Intensive counselling and job-search assistance

|   |    |  |  |
|---|----|--|--|
| 1 | 28 | Managing placement, vocational guidance and retraining | Gestión de la colocación, orientación y readaptación profesional |
|---|----|--|--|

#### 2 - Training

|     |   |  |   |
|-----|---|--|---|
| 2.1 | 8 | National plan for vocational training and integration (Plan FIP and other vocational training) | Plan Nacional de Formación e Inserción Profesional (PFIP) |
| 2.3 | 9 | Scheme for workshop schools and youth training centres (ET y CO)                               | Programa de escuelas-taller y casas de oficio (ET y CO)   |

#### 3 - Job rotation and job sharing

|     |    |   |  |
|-----|----|---|--|
| 3.1 | 17 | Temporary work to replace maternity leavers, adoption, etc. | Contrato de interinidad para sustituir a trabajadores durante descanso por maternidad, adopción y ac |
|-----|----|---|--|

#### 4 - Employment incentives

|       |    |  |  |
|-------|----|--|--|
| 4.1   | 29 | Support for domestic migration   | Apoyo a las migraciones interiores   |
| 4.1.1 | 11 | Open ended employment contracts for the unemployed                     | Contratación indefinida de trabajadores desempleados                       |
| 4.1.1 | 12 | Open ended employment contracts for persons aged over 45               | Contratación indefinida >45 años   |
| 4.1.1 | 15 | Transforming fixed term contracts into permanent contracts             | Conversión en indefinidos de contratos de aprendizaje, prácticas y relevo. |
| 4.1.1 | 32 | Active jobseeker's back-to-work allowance for the long term unemployed | Renta activa de inserción laboral para parados de larga duración           |

#### 5 - Integration of the disabled

|     |    |   |   |
|-----|----|---|---|
| 5.1 | 13 | Open ended employment contracts for the disabled    | Contratación indefinida de minusválidos                           |
| 5.1 | 16 | Temporary contracts for the disabled                | Contratación temporal de minusválidos                             |
| 5.1 | 25 | Integration of the disabled through self-employment | Integración Laboral del minusválido para instalarse como autónomo |
| 5.2 | 3  | Financial support for special employment centres    | Apoyo al Empleo en Centros Especiales de Empleo                   |
| 5.3 | 14 | Training contracts for the disabled                 | Contratos formativos con minusválidos                             |

#### 6 - Direct job creation

|     |    |  |   |
|-----|----|--|---|
| 6.2 | 18 | INEM-Public administration accords   | Convenios INEM-Administraciones Públicas  |
| 6.2 | 19 | Promotion of agricultural employment in Andalucía, Extremadura and under-developed rural areas | Fomento del empleo agrario en Andalucía, Extremadura y Zonas rurales deprimidas |
| 6.2 | 31 | Employment workshops   | Talleres de empleo  |

#### 7 - Start-up incentives

|   |    |  |  |
|---|----|--|--|
| 7 | 20 | Capitalisation of unemployment benefits                  | Capitalización de las prestaciones por desempleo                           |
| 7 | 21 | Promotion of self-employment                             | Promoción del empleo autónomo  |
| 7 | 22 | Financial aid for the integration of returning emigrants | Ayudas económicas para la integración laboral de los emigrantes retornados |
| 7 | 23 | Promotion of employment in co-operatives                 | Promoción del empleo en cooperativas                                       |
| 7 | 24 | Promotion of local employment initiatives                | Promoción de iniciativas locales de empleo                                 |

#### 8 - Out-of-work income maintenance and support

|       |    |   |   |
|-------|----|---|---|
| 8.1.1 | 5  | Contributory unemployment benefit                     | Prestación por desempleo total de nivel contributivo            |
| 8.1.2 | 6  | Unemployment assistance                               | Subsidio por desempleo de nivel asistencial                     |
| 8.1.2 | 7  | Assistance for unemployed casual agricultural workers | Subsidio de desempleo para los Trabajadores Eventuales Agrarios |
| 8.2   | 4  | Partial unemployment benefits (contributory)          | Prestaciones por desempleo parcial de nivel contributivo        |
| 8.5   | 30 | Bankruptcy compensation                               | Compensación por quiebra  |

## D.5 INVENTORY OF LMP MEASURES: España, 2000

| Category | Measure | Name (English) | Name (National language) |  |
|----------|---------|----------------|--------------------------|---|
|----------|---------|----------------|--------------------------|---|

### 9 - Early retirement

|       |    |  |  |  |
|-------|----|--|--|--|
| 9.1.1 | 26 | Early retirement with substitution by another worker | Jubilación anticipada mediante sustitución por otro trabajador |  |
| 9.1.2 | 27 | Replacement contracts                                | Contrato de relevo   |  |
| 9.2.1 | 1  | Employment promotion funds (early retirement)        | Fondos de Promoción de Empleo (Jubilación anticipada)          |  |
| 9.2.1 | 2  | Early retirement allowance                           | Ayudas previas a la jubilación ordinaria                       |  |

---


Count of measures      31

## D.6 INVENTORY OF LMP MEASURES: France, 2000

| Category   | Measure | Name (English)   | Name (National language)  |
|--|---------|--|---|
| <b>0 - Public employment services (PES)</b>                |         |  |   |
| 0  | 42      | National employment agency (ANPE)  | Agence nationale pour l'emploi (ANPE)   |
| 0  | 43      | Managerial employment agency (APEC)  | Association pour l'emploi des cadres (APEC)   |
| 0  | 44      | Local centres, permanent reception, information and advisory services (PAIO)                   | Mission locale, permanence d'accueil et d'orientation (PAIO)  |
| <b>1 - Intensive counselling and job-search assistance</b> |         |  |   |
| 1  | 45      | Retraining units   | Cellule de reclassement   |
| 1  | 53      | Personalised services of ANPE  | Prestations ANPE d'accompagnement   |
| 1  | 54      | Jobseekers workshops (ANPE)  | Ateliers ANPE   |
| 1  | 55      | Appraisal services of ANPE   | Prestations ANPE d'évaluation   |
| 1  | 56      | Support services of ANPE   | Prestations ANPE d'appui  |
| 1  | 57      | Guidance and monitoring services of AFPA   | Prestations AFPA d'orientation et de suivi  |
| 1  | 58      | Pathway to jobs (TRACE)  | Trajets d'accès à l'emploi (TRACE)  |
| <b>2 - Training</b>  |         |  |   |
| 2  | 17      | Training allowance - unemployment insurance system (AFR)                                       | Allocation de formation reclassement (AFR)  |
| 2  | 18      | Training allowance - public system   | Rémunération des stagiaires (régime public)   |
| 2.1  | 10      | Courses offered by the Association for Adult Vocational Training (AFPA)                        | Stages de l'Association pour la Formation Professionnelle des Adultes (AFPA)                        |
| 2.1  | 11      | Courses for specific groups (IRILL)  | Stages catégoriels (IRILL)  |
| 2.1  | 13      | Adult training courses organised by the regions  | Stages de formation des adultes organisés par les Régions   |
| 2.1  | 14      | Courses for admission to enterprises   | Stages d'accès à l'entreprise   |
| 2.1  | 15      | Individual training-for-employment and integration courses (SIFE)                              | Stage individuel d'insertion et de formation à l'emploi (SIFE)                                      |
| 2.1  | 16      | Group training-for-employment and integration courses (SIFE)                                   | Stage collectif d'insertion et de formation à l'emploi (SIFE)                                       |
| 2.2  | 20      | FNE agreement on training and adaptation   | Conventions FNE de formation ou d'adaptation  |
| 2.3  | 9       | Courses for young job-seekers (State + regions)  | Stages jeunes demandeurs d'emploi (Etat + Régions)  |
| 2.3  | 12      | Courses for unemployed managerial staff  | Stages de formation pour les cadres   |
| 2.4  | 22      | Exemptions and subsidies for recruitment of apprentices  | Exonération et prime pour l'embauche d'apprentis  |
| <b>3 - Job rotation and job sharing</b>                    |         |  |   |
| <b>4 - Employment incentives</b>                           |         |  |   |
| 4.1  | 26      | Employment-initiative contract (CIE)   | Contrat initiative emploi (CIE)   |
| 4.1  | 27      | Exemption from social charges for recruitment of a first employee                              | Exonération de cotisations sociales pour l'embauche d'un premier salarié                            |
| 4.1  | 28      | Exemption from social charges for recruitment of the 1st to 50th employee in ZRR and ZRU areas | Exonération de cotisations sociales pour l'embauche du 1er au 50è salarié dans les zones ZRR et ZRU |
| 4.1  | 29      | Cooperation agreement (UNEDIC)   | Convention de coopération (UNEDIC)  |
| 4.1.1  | 32      | Degrressive temporary allowance  | Allocation temporaire dégressive  |
| 4.1.2  | 24      | Qualification contracts (alternance training)  | Contrat de qualification (Formation en alternance)  |
| 4.1.2  | 25      | Orientation contracts (alternance training)  | Contrat d'orientation (Formation en alternance)   |
| 4.1.2  | 36      | Economic integration enterprises   | Entreprise d'insertion par l'économie   |
| 4.1.2  | 37      | Intermediary associations  | Association intermédiaire   |
| 4.1.2  | 60      | Adult qualification contracts  | Contrat de qualification Adultes  |
| 4.2  | 33      | Retraining leave   | Congé de conversion   |
| 4.2  | 35      | Supported transition to part time work   | Aide au passage à temps partiel   |
| <b>5 - Integration of the disabled</b>                     |         |  |   |
| 5.1  | 49      | Aid granted by the Association for the vocational integration of the disabled (AGEFIPH)        | Aides de l'Association pour l'insertion professionnelle des handicapés (AGEFIPH)                    |
| 5.2  | 47      | Income guarantee for disabled workers (CAT)  | Garantie de ressources des travailleurs handicapés (CAT)  |
| 5.2  | 48      | Sheltered workshops for the disabled   | Ateliers de travail protégé pour les handicapés   |



## D.6 INVENTORY OF LMP MEASURES: France, 2000

| Category  | Measure | Name (English)  | Name (National language)                                       |  |
|---|---------|---|--|---|
| <b>6 - Direct job creation</b>                        |         |   |  |   |
| 6.2   | 39      | Community work contract (CES)                               | Contrat emploi solidarité (CES)                                |   |
| 6.2   | 40      | Funded-employment contract (CEC)                            | Contrat emploi consolidé (CEC)                                 |   |
| 6.2   | 41      | Town employment contract                                    | Contrat emploi de ville  |   |
| 6.2   | 46      | Jobs for young people                                       | Emplois - jeunes   |   |
| <b>7 - Start-up incentives</b>                        |         |   |  |   |
| 7   | 38      | Aid for the unemployed setting-up or rescuing a company     | Aide aux chômeurs créateurs ou repreneurs d'entreprise         |   |
| 7   | 38bis   | Consultancy cheque-book for business creation               | Chèque-conseil création d'entreprise                           |   |
| 7   | 59      | Support for new business development                        | Encouragement au développement d'entreprises nouvelles         |   |
| <b>8 - Out-of-work income maintenance and support</b> |         |   |  |   |
| 8.1.1   | 1       | Single degressive allowance (Unemployment insurance system) | Allocation unique dégressive (Régime d'assurance chômage)      |   |
| 8.1.2   | 2       | Integration allowance (Solidarity system)                   | Allocation d'insertion (Régime de solidarité)                  |   |
| 8.1.2   | 3       | Specific solidarity allowance (Solidarity system)           | Allocation spécifique de solidarité (Régime de solidarité)     |   |
| 8.2   | 4       | Partial unemployment  | Chômage partiel  |   |
| <b>9 - Early retirement</b>                           |         |   |  |   |
| 9.1.1   | 8       | Job-substitution allowance                                  | Allocation de remplacement pour l'emploi                       |   |
| 9.1.2   | 34      | Phased early retirement                                     | Préretraite progressive  |   |
| 9.2.1   | 6       | FNE special redundancy allowance                            | Allocation spéciale licenciement du Fonds National de l'Emploi |   |
| <b>Mixed measures</b>                                 |         |   |  |   |
| 1,2,2.1   | 19      | Retraining agreements                                       | Convention de conversion                                       |   |
| Count of measures                                     |         | 52  |  |   |

## D.7 INVENTORY OF LMP MEASURES: Ireland, 2000

| Category | Measure | Name (English) | Name (National language) |
|----------|---------|----------------|--------------------------|
|----------|---------|----------------|--------------------------|



### 0 - Public employment services (PES)

|   |    |                          |
|---|----|--------------------------|
| 0 | 9  | Job facilitation service |
| 0 | 22 | Counselling/guidance     |

### 1 - Intensive counselling and job-search assistance

|   |    |                           |
|---|----|---------------------------|
| 1 | 15 | Job clubs                 |
| 1 | 36 | Local employment services |

### 2 - Training

|         |    |   |
|---------|----|---|
| 2.1     | 10 | Back to education allowance (BTEA)              |
| 2.1     | 35 | VTOS (Vocational training opportunities scheme) |
| 2.1     | 38 | Bridging foundation                             |
| 2.1,2.2 | 20 | Industry training                               |
| 2.1,2.2 | 21 | Local enterprise                                |
| 2.1,2.2 | 24 | Re-integration training                         |
| 2.3     | 25 | Community training                              |
| 2.4     | 34 | Youthreach                                      |

### 3 - Job rotation and job sharing

### 4 - Employment incentives

|       |    |                                |
|-------|----|--------------------------------|
| 4.1.1 | 4  | Back to work allowance         |
| 4.1.1 | 5  | PRSI Exemption scheme          |
| 4.1.1 | 7  | Part-time job incentive scheme |
| 4.1.1 | 31 | Jobstart                       |
| 4.1.2 | 32 | Workplace                      |

### 5 - Integration of the disabled

|     |    |                            |
|-----|----|----------------------------|
| 5.1 | 17 | Workplace/equipment grants |
| 5.1 | 18 | Employment support scheme  |

### 6 - Direct job creation

|     |    |                             |
|-----|----|-----------------------------|
| 6.2 | 23 | Community employment scheme |
| 6.2 | 37 | Job Initiative              |

### 7 - Start-up incentives

|   |   |  |
|---|---|--|
| 7 | 3 | Back to work enterprise allowance (BWEA) |
|---|---|--|

### 8 - Out-of-work income maintenance and support

|       |   |                         |
|-------|---|-------------------------|
| 8.1.1 | 1 | Unemployment benefit    |
| 8.1.2 | 2 | Unemployment assistance |

### 9 - Early retirement

|       |    |                          |
|-------|----|--------------------------|
| 9.2.1 | 12 | Pre-retirement allowance |
|-------|----|--------------------------|

---

Count of measures 25

## D.8 INVENTORY OF LMP MEASURES: Italia, 2000

| Category | Measure | Name (English) | Name (National language) |  |
|----------|---------|----------------|--------------------------|---|
|----------|---------|----------------|--------------------------|---|

### 0 - Public employment services (PES)

#### 1 - Intensive counselling and job-search assistance

#### 2 - Training

|     |    |   |  |
|-----|----|---|--|
| 2.1 | 26 | Training for first-time job seekers   | Formazione per persone in cerca di prima occupazione   |
| 2.1 | 27 | Training for long-term unemployed or persons at risk of becoming long-term unemployed | Formazione per disoccupati di lunga durata o esposti a rischio di disoccupazione di lunga durata |
| 2.1 | 29 | Training for disadvantaged people   | Formazione per persone svantaggiate  |
| 2.2 | 24 | Training & work contracts   | Contratti di Formazione e lavoro   |
| 2.2 | 28 | Training for workers at risk of unemployment  | Formazione per occupati esposti a rischio di disoccupazione                                      |
| 2.4 | 25 | Apprenticeship  | Apprendistato  |

#### 3 - Job rotation and job sharing

#### 4 - Employment incentives

|             |    |   |   |
|-------------|----|---|---|
| 4.1         | 32 | Reintegration of managers in SMEs                                     | Reinserimento di dirigenti disoccupati nelle PMI                                      |
| 4.1         | 51 | Total triennial relief  | Sgravio totale triennale  |
| 4.1.1       | 10 | Reintegration contracts   | Contratti di reinserimento  |
| 4.1.1       | 35 | Incentives for taking on employees in CIGS                            | Incentivi assunzione lavoratori CIGS 3 mesi   |
| 4.1.1       | 36 | Incentives for taking on long-term unemployed                         | Incentivi assunzione lavoratori disoccupati 24 mesi                                   |
| 4.1.1       | 52 | Total annual relief   | Sgravio totale annuale  |
| 4.1.1       | 56 | Tax relief for SMEs creating jobs in Objective 1 areas                | Credito d'imposta per le assunzioni operate da PMI nelle zone ob.1                    |
| 4.1.1       | 59 | Conversion of temporary apprenticeship contracts into permanent ones  | Trasformazione in contratto a tempo indeterminato di contratto di Apprendistato       |
| 4.1.1       | 60 | Conversion of temporary training & work contracts into permanent ones | Trasformazione in contratto a tempo indeterminato di contratto di Formazione e Lavoro |
| 4.1.1,4.1.2 | 3  | Incentives for hiring those registered in mobility lists              | Incentivi per l'assunzione degli iscritti nelle liste di mobilità                     |
| 4.1.2       | 53 | Vocational integration schemes  | Piani di inserimento professionale  |
| 4.1.2       | 54 | Vocational and guidance traineeships                                  | Tirocini formativi e di orientamento  |
| 4.2         | 49 | Realignment contracts   | Contratti di riallineamento   |
| 4.2         | 61 | Subsidy for firms located in the Mezzogiorno                          | Contributo in forma capitaria per unità locali operanti nel Mezzogiorno               |

#### 5 - Integration of the disabled

|     |    |  |   |
|-----|----|--|---|
| 5.1 | 67 | Exemption from social contributions for disadvantaged workers in social cooperatives | Sgravio contributivo totale per lavoratori svantaggiati nelle cooperative sociali |
|-----|----|--|---|

#### 6 - Direct job creation


|     |    |                            |                                |
|-----|----|----------------------------|--------------------------------|
| 6.2 | 11 | Socially useful work (LSU) | Lavori socialmente utili (LSU) |
|-----|----|----------------------------|--------------------------------|

#### 7 - Start-up incentives

|   |    |   |   |
|---|----|---|---|
| 7 | 3d | Capitalisation of mobility allowances for the creation of new businesses or self-employment | Capitalizzazione dell'indennità di mobilità per nuova impresa o lavoro autonomo |
| 7 | 19 | Loans for one-person businesses   | Prestito d'onore  |
| 7 | 65 | Relief for workers under 32 starting their own business                                     | Sgravi per lavoratori con meno di 32 anni che avviano attività autonoma         |



## D.8 INVENTORY OF LMP MEASURES: Italia, 2000

| Category  | Measure | Name (English)   | Name (National language)  |
|---|---------|--|---|
|  |         |  |   |
| <b>8 - Out-of-work income maintenance and support</b>                               |         |  |   |
| 8.1.1   | 3a      | Mobility allowance   | Indennità di mobilità   |
| 8.1.1   | 68      | Ordinary unemployment benefit  | Indennità di disoccupazione ordinaria                                   |
| 8.1.1   | 69      | Ordinary unemployment benefit with reduced requirements                | Indennità di disoccupazione ordinaria con requisiti ridotti             |
| 8.1.1   | 70      | Unemployment benefit (ordinary and special) in the agricultural sector | Indennità di disoccupazione (ordinaria e speciale) nel settore agricolo |
| 8.2   | 2       | Wage Compensation Fund   | Cassa Integrazione Guadagni   |
| <b>9 - Early retirement</b>   |         |  |   |
| 9.2.1   | 16      | Early retirement   | Prepensionamento  |
| <b>Mixed measures</b>   |         |  |   |
| 3.2.4.2   | 8       | Solidarity contracts   | Contratti di solidarietà  |
| 4.1.1,7   | 55      | Subsidies for the reinsertion of ex-LSU                                | Contributo per il reinserimento lavorativo degli ex LSU                 |
| Count of measures   | 33      |  |   |

## D.9 INVENTORY OF LMP MEASURES: Luxembourg, 2000

| Category | Measure | Name (English) | Name (National language) |  |
|----------|---------|----------------|--------------------------|---|
|----------|---------|----------------|--------------------------|---|

### 0 - Public employment services (PES)

#### 1 - Intensive counselling and job-search assistance

#### 2 - Training

|     |    |  |  |
|-----|----|--|--|
| 2   | 26 | Training course for vocational reinsertion             | Stage de réinsertion professionnelle       |
| 2.1 | 11 | Training for entering or re-entering the labour market | Cours d'insertion professionnelle          |
| 2.1 | 12 | Vocational retraining (workers)                        | Rééducation professionnelle (travailleurs) |
| 2.2 | 24 | Temporary auxiliary contract                           | Contrat d'auxiliaire temporaire            |
| 2.2 | 25 | Training course of insertion in enterprise             | Stage d'insertion en entreprise            |
| 2.4 | 18 | Aids/subsidies for apprenticeships                     | Aides/ primes à l'apprentissage            |

#### 3 - Job rotation and job sharing

#### 4 - Employment incentives

|     |   |  |  |
|-----|---|--|--|
| 4   | 3 | Aid to re-enter the labour market                    | Aide au réemploi   |
| 4.1 | 6 | Aid for employing long-term and older unemployed     | Aides à l'embauche de chômeurs agés et de chômeurs de longue durée |
| 4.1 | 7 | Mobility allowance                                   | Aides à la mobilité géographique                                   |
| 4.1 | 9 | Income tax reduction for employing unemployed people | Bonification d'impôt pour l'embauche de chômeurs                   |

#### 5 - Integration of the disabled

|     |    |  |   |
|-----|----|--|---|
| 5.1 | 21 | Measures of professional (re)integration of disabled workers     | mesures d'intégration et de réintégration professionnelles des travailleurs handicapés                              |
| 5.1 | 22 | Adaptation of the workplace for disabled workers                 | Aménagement des postes de travail pour personnes handicapées  |
| 5.1 | 23 | Reimbursement of supplementary leave for disabled workers        | Prise en charge du congé supplémentaire pour travailleurs handicapés  |
| 5.3 | 20 | Vocational training and retraining measures for disabled workers | Mesures d'orientation, de formation, de réadaptation et de rééducation professionnelles des travailleurs handicapés |

#### 6 - Direct job creation

|     |    |   |  |
|-----|----|---|--|
| 6.1 | 13 | Subsidies for creating socially useful jobs | Aides à la création d'emplois d'utilité socio-économique |
| 6.2 | 2  | Extraordinary works of general interest     | Travaux extraordinaires d'intérêt général                |
| 6.2 | 10 | Socially useful works                       | Mise au travail des chômeurs                             |

#### 7 - Start-up incentives

|   |    |  |  |
|---|----|--|--|
| 7 | 14 | Subsidies for the creation of businesses by the unemployed | Aides à la création d'entreprises par les chômeurs |
|---|----|--|--|

#### 8 - Out-of-work income maintenance and support

|     |   |  |  |
|-----|---|--|--|
| 8.1 | 5 | Unemployment compensation  | Indemnité chômage complet (Voir NB dans début de description)                                  |
| 8.2 | 1 | Partial unemployment benefit   | Indemnisation de chômage partiel   |
| 8.2 | 4 | Compensation for unemployment due to technical reasons or bad weather in the building sector | Indemnité chômage involontaire (chômage dû aux intempéries et chômage accidentel ou technique) |
| 8.5 | 8 | Debt guarantee in case of employer closing down  | Garantie des créances en cas de faillite de l'employeur  |


#### 9 - Early retirement

|       |    |                  |             |
|-------|----|------------------|-------------|
| 9.1.2 | 19 | Early retirement | Préretraite |
|-------|----|------------------|-------------|


---

Count of measures 23


## D.10 INVENTORY OF LMP MEASURES: Nederland, 2000

| Category   | Measure | Name (English)   | Name (National language)   |  |
|--|---------|--|--|---|
| <b>0 - Public employment services (PES)</b>                |         |  |  |   |
| 0  | 39      | PES - Public employment services   | Arbvo - Arbeidsvoorziening   |   |
| <b>1 - Intensive counselling and job-search assistance</b> |         |  |  |   |
| <b>2 - Training</b>  |         |  |  |   |
| 2  | 40      | BBSW - Contribution scheme for sectoral training of the unemployed                       | BBSW - Bijdrageregeling Bedrijfstakgewijze Scholing Werklozen                                  |   |
| <b>3 - Job rotation and job sharing</b>                    |         |  |  |   |
| 3.1  | 37      | Career break   | Wet Financiering Loopbaanonderbreking (Finlo)  |   |
| <b>4 - Employment incentives</b>                           |         |  |  |   |
| 4.1.1  | 14      | RSP - Regulation on Employment in Domestic Services                                      | RSP - Regeling Schoonmaakdiensten Particulieren  |   |
| <b>5 - Integration of the disabled</b>                     |         |  |  |   |
| 5.2  | 6       | WSW - Sheltered employment act   | WSW - Wet Sociale Werkvoorziening  |   |
| <b>6 - Direct job creation</b>                             |         |  |  |   |
| 6  | 3       | Regulation on I/D-jobs for long-term unemployed (former WI1/EWLW)                        | I/D-regeling - Regeling In- en Doorstroombanen voor langdurig werklozen (voorheen WI1/EWLW)    |   |
| 6.2  | 13      | WI3 - Community work   | WI3 - Melkert 3  |   |
| <b>7 - Start-up incentives</b>                             |         |  |  |   |
| <b>8 - Out-of-work income maintenance and support</b>      |         |  |  |   |
| 8.1.1  | 31      | WW - Unemployment Insurance  | WW - Werkloosheidswet  |   |
| 8.1.2  | 32      | TW - Supplementary benefits  | TW - Toeslagenwet  |   |
| 8.1.2  | 33      | Abw - National Assistance benefit  | Abw - Algemene bijstandswet  |   |
| 8.1.2  | 34      | IOAW - Income provisions for older or partially disabled, formerly unemployed persons    | IOAW - Wet Inkomensvoorziening Oudere en gedeeltelijk Arbeidsongeschikte werkloze Werknemers   |   |
| 8.1.2  | 35      | IOAZ - Income provisions for older or partially disabled, formerly self-employed persons | IOAZ - Wet Inkomensvoorziening Oudere en gedeeltelijk Arbeidsongeschikte gewezen Zelfstandigen |   |
| <b>9 - Early retirement</b>                                |         |  |  |   |
| <b>Mixed measures</b>                                      |         |  |  |   |
| 2.6.1.4.1.2  | 38      | WIW - Jobseekers employment act  | WIW - Wet Inschakeling Werkzoekenden   |   |
| 2.4.4.1  | 1       | WVA - Act on Reduction of Employers' Tax and Social Security Contribution                | WVA - Wet Vermindering Afdracht Loonbelasting en Premies Volksverzekeringen                    |   |
| Count of measures  | 14      |  |  |   |

## D.11 INVENTORY OF LMP MEASURES: Österreich, 2000

| Category   | Measure | Name (English)   | Name (National language)  |  |
|--|---------|--|---|---|
| <b>0 - Public employment services (PES)</b>                |         |  |   |   |
| 0  | 24      | Counselling and support of employment seekers & services to enterprises                  | Beratung und Betreuung von Arbeitssuchenden und Unternehmen (AMS)                             |   |
| <b>1 - Intensive counselling and job-search assistance</b> |         |  |   |   |
| 1  | 16      | External labour market consultation and support  | Arbeitsmarktpolitische Beratungs- und Betreuungseinrichtungen                                 |   |
| 1  | 28      | Interview allowance  | Vorstellungsbeihilfe  |   |
| <b>2 - Training</b>  |         |  |   |   |
| 2  | 45      | Community initiative EMPLOYMENT  | Gemeinschaftsinitiative EMPLOYMENT  |   |
| 2  | 46      | Community initiative ADAPT   | Gemeinschaftsinitiative ADAPT   |   |
| 2.1  | 7       | Promotion of occupational mobility - course cost and course related cost                 | Förderung der beruflichen Mobilität -Beihilfe zur den Kurs- u. Kursnebenkosten                |   |
| 2.1  | 8       | Promotion of occupational mobility - living allowance                                    | Förderung der beruflichen Mobilität - Beihilfe zur Deckung des Lebensunterhalts               |   |
| 2.1  | 9       | Unemployment benefit for training after parental leave                                   | Ausbildungs-ALG (nach Karenzgeldbezug)  |   |
| 2.1  | 12      | Aid to institutions - support for people participating in courses (without the disabled) | Förderung von Schulungseinrichtungen - Geförderte Personen in Kursen (ohne Behinderte)        |   |
| 2.1  | 25      | Further training allowance   | Weiterbildungsgeld  |   |
| 2.2  | 13      | Aid to enterprises   | Förderung von Unternehmen - geförderte Personen in betriebl. Ausbildungsmaßnahmen             |   |
| 2.4  | 11      | Promotion of apprenticeship training and vocational training                             | Förderung der Lehrausbildung und Berufsvorbereitung   |   |
| 2.4  | 31      | Apprenticeship foundations (NAP safety net for young people)                             | JASG Lehrlingsstiftungen  |   |
| 2.4  | 32      | JASG training courses (NAP safety net for young people)                                  | JASG Berufslehrgänge  |   |
| <b>3 - Job rotation and job sharing</b>                    |         |  |   |   |
| 3.1  | 26      | Solidarity bonus   | Solidaritätsprämie  |   |
| <b>4 - Employment incentives</b>                           |         |  |   |   |
| 4.1  | 15      | Integration subsidies (incl. special integration subsidies)                              | Eingliederungsbeihilfen (BEB, BESEB, EB)  |   |
| 4.1.1  | 5       | Promotion of regional mobility and entry into employment - travel allowance              | Förderung der regionalen Mobilität und Arbeitsaufnahme - Entfernungsbeihilfe                  |   |
| 4.1.1  | 6       | Promotion of regional mobility and entry into employment - childcare allowance           | Förderung der regionalen Mobilität und Arbeitsaufnahme - Kinderbetreuungsbeihilfe             |   |
| 4.2  | 19      | Promotion of investment and restructuring  | Förderung von Investitions- und Umstrukturierungsmaßnahmen                                    |   |
| 4.2  | 22      | Reintegration aid after parental leave   | Wiedereinstellungsbeihilfe nach dem Karenzurlaub  |   |
| 4.2  | 30      | Bonus part of the incentive-disincentive system for elderly workers                      | Bonus Malus System im Rahmen der ALV - der BONUS  |   |
| <b>5 - Integration of the disabled</b>                     |         |  |   |   |
| 5  | 37      | Employment subsidies for the disabled through the BSBs                                   | Beschäftigungsbeihilfen für Behinderte durch die BSBs   |   |
| 5  | 40      | Subsidy to workplace equipment for the eligible disabled                                 | Sonstige und technische Arbeitshilfen für Behinderte  |   |
| 5.1  | 34      | Work adjustment backup system and job assistance for the disabled                        | Arbeitsassistenz für Behinderte und sonstige Unterstützungsmaßnahmen der BSBs                 |   |
| 5.2  | 43      | Bonuses for contracted out work (BSB)  | Prämien für Werkaufträge (BSB)  |   |
| 5.2  | 44      | Integration enterprises (BSB)  | Integrative Betriebe (BSB)  |   |
| 5.3  | 35      | Vocational training for the disabled   | Berufliche Qualifizierung für Behinderte  |   |
| <b>6 - Direct job creation</b>                             |         |  |   |   |
| 6.1  | 27      | Childcare institutions   | Kinderbetreuungseinrichtungen   |   |
| 6.1  | 48      | New Start  | New Start   |   |
| 6.2  | 14      | Socio-economic employment companies  | Sozialökonomische Beschäftigungsbetriebe (SÖB) und Gemeinnützige Beschäftigungsprojekte (GBP) |   |
| 6.2  | 29      | Non-profit sector integration subsidy  | Gemeinnützige Eingliederungsbeihilfe GEB  |   |

## D.11 INVENTORY OF LMP MEASURES: Österreich, 2000

| Category  | Measure | Name (English)   | Name (National language)   |
|---|---------|--|--|
|  |         |  |  |
| <b>7 - Start-up incentives</b>  |         |  |  |
| 7   | 17      | Business start-up programme  | Gründungsbeihilfe GB   |
| <b>8 - Out-of-work income maintenance and support</b>                               |         |  |  |
| 8.1.1   | 1       | Unemployment benefit   | Arbeitslosengeld   |
| 8.1.2   | 2       | Unemployment assistance  | Notstandshilfe   |
| 8.1.2   | 36      | Special unemployment assistance  | Sondernotstandshilfe   |
| 8.2   | 20      | Short-time working allowance   | Kurzarbeitsbeihilfe  |
| 8.2   | 21      | Bad weather compensation   | Schlechtwetterentschädigung der BUAK   |
| 8.5   | 33      | Bankruptcy compensation  | Insolvenz-Ausfallsgeld (IAG)   |
| <b>9 - Early retirement</b>   |         |  |  |
| 9.2   | 49      | Part-time work assistance for older workers                                  | Altersteilzeitgeld/Altersteilzeitbeihilfe  |
| 9.2.1   | 3       | Transfer benefits to facilitate transition into retirement - Special support | Leistungen zur Erleichterung des Übertritts in die Pension - Sonderunterstützung (SUG) |
| 9.2.1   | 4       | Benefits to facilitate transition into retirement - Pension advances         | Leistungen zur Erleichterung des Übertritts in die Pension - Pensionsbevorschussung    |
| <b>Mixed measures</b>   |         |  |  |
| 2,7   | 18      | Employment foundations   | Arbeitsstiftungen gem. §18 Abs.5 / Stiftungs-ALG                                       |
| Count of measures   |         | 42   |  |

## D.12 INVENTORY OF LMP MEASURES: Portugal, 2000

| Category | Measure | Name (English) | Name (National language) |  |
|----------|---------|----------------|--------------------------|---|
|----------|---------|----------------|--------------------------|---|

### 0 - Public employment services (PES)

|   |    |  |  |
|---|----|--|--|
| 0 | 95 | Administration and public employment service | Administração e serviço público de emprego |
|---|----|--|--|

### 1 - Intensive counselling and job-search assistance

### 2 - Training

|     |     |   |   |
|-----|-----|---|---|
| 2   | 99  | PROFIJ - Training programme for the integration of youngsters (Azores)                              | PROFIJ - Programa Formativo de Inserção de Jovens (Açores)                                |
| 2.1 | 14  | Training grants for workers   | Bolsas de formação da iniciativa do trabalhador   |
| 2.1 | 63  | Initial training (excluding apprenticeship)   | Formação inicial (excepto aprendizagem)   |
| 2.1 | 64  | Training for unemployed   | Formação para desempregados   |
| 2.1 | 67  | Special training for disadvantaged groups   | Formação especial para grupos desfavorecidos  |
| 2.1 | 103 | Intervention for vocational training and employment   | Mediação para a Formação e o Emprego  |
| 2.1 | 115 | Vocational training for young and adults  | Cursos de Educação Formação de Jovens/Adultos   |
| 2.2 | 22  | Practical vocational training   | Estágios profissionais  |
| 2.2 | 78  | Grant-aided additional training for those who have completed vocational training measures (Madeira) | Apoio complementar de formação aos ex-estagiários de formação profissional - FC (Madeira) |
| 2.2 | 98  | Placement programme (Azores)  | Plano Integrado de Estágios (Açores)  |
| 2.2 | 105 | Practical vocational training aiming at socio-professional integration                              | Estágio de Integração Sócio-profissional  |
| 2.3 | 9   | Training/employment schemes for young people, specialists, managers and adults                      | Programas de formação para jovens quadros e adultos                                       |
| 2.3 | 20  | Vocational training workshops programme   | Programa Escolas-Oficinas   |
| 2.3 | 112 | Youth training and employment (Madeira)   | Formação e Emprego de Jovens (Madeira)  |
| 2.3 | 113 | Adult training and employment (Madeira)   | Formação e Emprego de Adultos (Madeira)   |
| 2.4 | 7   | Apprenticeship training for young people  | Formação de jovens em regime de aprendizagem  |

### 3 - Job rotation and job sharing

|     |     |                             |                          |
|-----|-----|-----------------------------|--------------------------|
| 3.1 | 116 | Employment rotation program | Programa Rotação Emprego |
|-----|-----|-----------------------------|--------------------------|

### 4 - Employment incentives

|         |     |  |   |
|---------|-----|--|---|
| 4       | 101 | Incentives for geographical mobility   | Incentivos à Mobilidade Geográfica  |
| 4       | 117 | Regional employment plan in Porto (PREAMP)   | PREAMP - Plano Regional de Emprego para a área Metropolitana do Porto   |
| 4.1     | 62  | Salary compensation  | Compensação salarial  |
| 4.1     | 80  | Local employment initiatives -ILE (Madeira)  | Iniciativas locais de criação de emprego - ILE (Madeira)  |
| 4.1     | 118 | PREA   | PREA  |
| 4.1.4.2 | 87  | Employment incentives (Azores)   | Incentivos ao Emprego (Açores)  |
| 4.1.1   | 23  | Subsidies for permanent employment contracts   | Apoio financeiro a contratação por tempo indeterminado  |
| 4.1.1   | 24  | Local employment initiatives   | Iniciativas locais de criação de empregos - ILE   |
| 4.1.1   | 29  | Job creation for young people through exemptions from compulsory social security contributions | Criação de emprego de jovens por dispensa de contribuições para a Segurança Social  |
| 4.1.1   | 37  | Exemption from social security contributions to promote recruitment of long-term unemployed    | Apoio à contratação de trabalhadores desempregados de longa duração por dispensa de contribuições para a Segurança Social |
| 4.1.1   | 106 | Premium for socio-vocational integration   | Prémio de Integração Sócio-profissional   |
| 4.2     | 107 | Employment incentive   | Apoios ao Emprego   |

## D.12 INVENTORY OF LMP MEASURES: Portugal, 2000

| Category  | Measure | Name (English)  | Name (National language)  |  |
|---|---------|---|---|---|
| <b>5 - Integration of the disabled</b>                |         |   |   |   |
| 5.1   | 31      | Reduction of social security contributions to facilitate vocational integration of disabled persons | Redução de contribuições para a integração profissional de pessoas deficientes                            |   |
| 5.1   | 68      | Promotion of socio-professional integration of disabled   | Apoio à integração socio-profissional de pessoas deficientes  |   |
| 5.1   | 69      | Self-employment for disabled  | Instalação por conta própria para deficientes   |   |
| 5.1   | 91      | Support for the social and vocational integration of disabled - wage cost subsidies (Azores)        | Apoios Financeiros à Integração Socioprofissional de Deficientes - Compensação aos Empregadores (Açores)  |   |
| 5.1   | 92      | Self-employment for the disabled (Azores)   | Apoios Financeiros à Integração Socio-profissional de Deficientes - Instalação por Conta Própria (Açores) |   |
| 5.2   | 33      | Sheltered employment scheme   | Programa sobre emprego protegido  |   |
| 5.3   | 34      | Vocational preparation schemes for disabled persons   | Programas de formação profissional para pessoas deficientes   |   |
| 5.3   | 84      | Regional centre for professional training of disabled (Madeira)                                     | Centro Regional de Formação Profissional de Deficientes (Madeira)   |   |
| <b>6 - Direct job creation</b>                        |         |   |   |   |
| 6.1   | 97      | INTEGRA - Programme for adult integration (Azores)  | INTEGRA - Programa de Integração de Adultos (Açores)  |   |
| 6.2   | 3       | Employment scheme for persons in receipt of unemployment benefits                                   | Programa ocupacional para subsidiados   |   |
| 6.2   | 4       | Employment scheme for unemployed persons in need  | Programa ocupacional para desempregados em situação de carencia economica                                 |   |
| 6.2   | 86      | Programme for temporary placement of those receiving unemployment benefit (Azores)                  | Programa de Colocação Temporária de Trabalhadores Subsidiados (Açores)                                    |   |
| 6.2   | 89      | Social programme for occupation of temporarily unemployed (Azores)                                  | Programa Social de Ocupação de Adultos na Situação de Desemprego Temporário - Sazonal (Açores)            |   |
| 6.2   | 110     | Occupational program for adult unemployed (Madeira)   | Programa Ocupacional de Adultos Desempregados (Madeira)   |   |
| 6.2   | 111     | Youth work experience (Madeira)   | Experiência de Trabalho para Jovens (Madeira)   |   |
| 6.2   | 114     | Social employment scheme for the unemployed - PROSA (Azores)  | PROSA - Programa Social de Ocupação de Adultos (Açores)   |   |
| 6.2   | 119     | Insertion-Employment program  | Inserção Emprego  |   |
| <b>7 - Start-up incentives</b>                        |         |   |   |   |
| 7   | 25      | Subsidies for creation of self-employed   | Criação do Proprio Emprego por subsidiados  |   |
| 7   | 26      | Support for entry into self-employment  | Apoio a Criação do Proprio Emprego - ACPE   |   |
| 7   | 81      | Support for the creation of self-employment -ACPE (Madeira)   | Apoio à criação do próprio emprego - ACPE - (Madeira)   |   |
| 7   | 90      | Local initiatives for job creation (Azores)   | Iniciativas Locais de Criação de Empregos (Açores)  |   |
| 7   | 108     | Incentives for self-employment  | Apoios ao Auto-emprego  |   |
| <b>8 - Out-of-work income maintenance and support</b> |         |   |   |   |
| 8.1.1   | 75      | Unemployment protection system / Unemployment subsidy   | Sistema de protecção no desemprego / Subsídio de desemprego   |   |
| 8.1.2   | 76      | Unemployment protection system / Unemployment assistance  | Sistema de protecção no desemprego / Subsídio social de desemprego  |   |
| 8.2   | 1       | Short-time working or temporary suspension of employment  | Suspensao ou redução temporaria da prestação de trabalho  |   |
| 8.3   | 104     | Partial unemployment benefit  | Subsídio de desemprego parcial  |   |
| 8.4   | 109     | Compensation for termination of employment contract   | Compensação por Cessaçao do Contrato de Trabalho  |   |
| 8.5   | 61      | Payment of backdated earnings from bankrupt or insolvent firms                                      | Garantia salarial   |   |
| <b>9 - Early retirement</b>                           |         |   |   |   |
| 9.2   | 44      | Early retirement agreements between workers and employers   | pré-reforma   |   |
| 9.2.1   | 41      | Early retirement for the elderly unemployed   | Reforma antecipada - trabalhadores idosos desempregados   |   |

## D.12 INVENTORY OF LMP MEASURES: Portugal, 2000

| Category | Measure | Name (English) | Name (National language) |  |
|----------|---------|----------------|--------------------------|---|
|----------|---------|----------------|--------------------------|---|

### Mixed measures

|       |    |   |  |
|-------|----|---|--|
| 2,4   | 96 | Integration enterprises   | Empresas de Inserção   |
| 2.2,7 | 21 | Promotion of vocational training and employment to conserve the cultural heritage | Apoio a formação-emprego no âmbito da Conservação do Património Cultural - CPC |

---

Count of measures      62



## D.13 INVENTORY OF LMP MEASURES: Suomi/Finland, 2000

| Category   | Measure | Name (English)   | Name (National language)  |  |
|--|---------|--|---|---|
| <b>0 - Public employment services (PES)</b>                |         |  |   |   |
| 0  | 5       | Mobility allowance   | Liikkuvuusavustus   |   |
| 0  | 18      | Placement services   | Työnvälitys   |   |
| 0  | 21      | Training and vocational information services   | Tietopalvelu  |   |
| <b>1 - Intensive counselling and job-search assistance</b> |         |  |   |   |
| 1  | 20      | Vocational guidance  | AmmatINVALINNAHOJAUS  |   |
| <b>2 - Training</b>  |         |  |   |   |
| 2.1  | 6       | Labour market training   | Työvoimakoulutus  |   |
| 2.1  | 17      | Support for self-motivated training for long-term unemployed persons                             | Omaehtoisen opiskelun tuki työttömille                                      |   |
| 2.1  | 24      | The adult training supplement of the training and redundancy fund                                | Koulutus- ja erorahaston aikuiskoulutuslisä                                 |   |
| 2.2  | 12      | Employment subsidy for practical training  | Harjaantuminen  |   |
| 2.2  | 15      | Trainee work with labour market support  | Työharjoittelu työmarkkinatuella  |   |
| 2.4  | 7       | Apprenticeship for the unemployed  | Oppisopimuskoulutus työttömille   |   |
| <b>3 - Job rotation and job sharing</b>                    |         |  |   |   |
| 3.1  | 16      | Job rotation   | Työnvuorottelu  |   |
| 3.2  | 13      | Part-time pay supplement   | Työllistäminen osa-aikatyöhön   |   |
| <b>4 - Employment incentives</b>                           |         |  |   |   |
| 4.1  | 35      | Combined subsidy   | Yhdistelmätki   |   |
| 4.1.1  | 10      | Employment subsidy, private companies  | Työllistämistuki yrityksille  |   |
| <b>5 - Integration of the disabled</b>                     |         |  |   |   |
| 5.2  | 34      | Sheltered work   | Suojatyö  |   |
| 5.3  | 22      | Vocational rehabilitation  | Ammatillinen kuntoutus työvoimapalveluna                                    |   |
| 5.3  | 25      | Rehabilitation activities of the social insurance institution                                    | Kansaneläkejärjestelmän ammatillinen kuntoutus                              |   |
| 5.3  | 26      | Rehabilitation activities of the employment pension scheme                                       | Työeläkejärjestelmän ammatillinen kuntoutus                                 |   |
| 5.3  | 27      | Rehabilitation activities of the accident and traffic insurance                                  | Tapaturma- ja liikennevakuutuksen ammatillinen kuntoutus                    |   |
| <b>6 - Direct job creation</b>                             |         |  |   |   |
| 6.2  | 8       | Temporary government employment  | Valtion työtehtävät   |   |
| 6.2  | 9       | Employment subsidy, municipalities   | Kunnallinen työllistämistuki  |   |
| <b>7 - Start-up incentives</b>                             |         |  |   |   |
| 7  | 11      | Start-up grant   | Yrittäjäraha  |   |
| <b>8 - Out-of-work income maintenance and support</b>      |         |  |   |   |
| 8.1.1  | 1       | Earnings-related unemployment allowance  | Työttömän ansiosidonnainen päiväraha  |   |
| 8.1.2  | 2       | Basic unemployment allowance   | Työttömän peruspäiväraha  |   |
| 8.1.2  | 4       | Labour market support (passive component)  | Työttömän työmarkkinatuki   |   |
| 8.2  | 30      | Earnings related adjusted unemployment allowance as partial unemployment benefit                 | Soviteltu ansiosidonnainen päiväraha lyhennettyä työaikaa tekeville         |   |
| 8.2  | 32      | Adjusted basic unemployment allowance or labour market support as partial unemployment benefit   | Soviteltu peruspäiväraha tai työmarkkinatuki lyhennettyä työaikaa tekeville |   |
| 8.3  | 31      | Earnings related adjusted unemployment allowance as part-time unemployment benefit               | Soviteltu ansiosidonnainen päiväraha osa-aikatyötä tekeville                |   |
| 8.3  | 33      | Adjusted basic unemployment allowance or labour market support as part-time unemployment benefit | Soviteltu peruspäiväraha ja työmarkkinatuki osa-aikatyötä tekeville         |   |
| 8.4  | 23      | Redundancy payment   | Eroraha   |   |
| 8.5  | 28      | Pay security   | Palkkaturva   |   |
| <b>9 - Early retirement</b>                                |         |  |   |   |
| 9.2.1  | 3       | Unemployment pension   | Työttömyyseläke   |   |
| Count of measures  |         | 32   |   |   |

## D.14 INVENTORY OF LMP MEASURES: Sverige, 2000

| Category   | Measure | Name (English)   | Name (National language)   |
|--|---------|--|--|
| <b>0 - Public employment services (PES)</b>                |         |  |  |
| 0  | 19      | Placement service  | Platsförmedling  |
| 0  | 20      | Vocational guidance service  | Yrkesvägledning  |
| <b>1 - Intensive counselling and job-search assistance</b> |         |  |  |
| 1  | 14      | Employability rehabilitation programme   | Arbetslivsriktad rehabilitering  |
| 1  | 43      | Activities within counselling, guidance and placement services                 | Aktiviteter inom vägledning och platsförmedling                            |
| <b>2 - Training</b>  |         |  |  |
| 2.1  | 1       | Labour market training   | Arbetsmarknadsutbildning   |
| 2.1  | 6       | Computer centres/activity centres  | Datortek   |
| 2.1  | 11      | On-the-job training  | Företagsutbildning   |
| 2.1  | 22      | Study allowance for the unemployed (SVUXA)                                     | Särskilt vuxenstudiestöd till arbetslösa (SVUXA)                           |
| 2.1  | 32      | Swedish national IT training programme (SWIT)                                  | Nationellt program för IT-utbildning                                       |
| 2.1  | 39      | Adult education initiative   | Kunskapslyftet   |
| 2.2  | 3       | International practice scholarship   | Interpraktikstipendier   |
| <b>3 - Job rotation and job sharing</b>                    |         |  |  |
| <b>4 - Employment incentives</b>                           |         |  |  |
| 4.1  | 15      | Mobility allowance   | Flyttningsbidrag   |
| 4.1  | 33      | Individual hiring support  | Anställningsstöd   |
| 4.1.1  | 36      | General recruitment incentive  | Allmänt anställningsstöd   |
| 4.1.1  | 37      | Extended recruitment incentive (for persons enrolled with the PES for 2 years) | Förstärkt anställningsstöd (för 2-års inskrivna)                           |
| 4.1.1  | 44      | Special Recruitment Incentive  | Särskilt anställningsstöd  |
| 4.1.1  | 45      | Extended Recruitment Incentive (for persons enrolled with the PES for 4 years) | Förstärkt anställningsstöd (4-års inskrivna)                               |
| 4.1.2  | 7       | Municipal youth programme  | Kommunala ungdomsprogrammet  |
| 4.1.2  | 31      | Youth guarantee  | Ungdomsgarantin  |
| 4.1.2  | 35      | Workplacement scheme   | Arbetspraktik  |
| <b>5 - Integration of the disabled</b>                     |         |  |  |
| 5.1  | 12      | Wage subsidies   | Lönebidrag   |
| 5.1  | 38      | Supported employment programme (SIUS)  | Särskilt introduktionsstöd för handikappade (SIUS)                         |
| 5.1  | 40      | Workplace adjustment grants  | Bidrag till arbetshjälpmedel, arbetsbiträde, näringshjälp och reskostnader |
| 5.1  | 46      | Integration of persons on disability pension                                   | Vilande förtidspension   |
| 5.2  | 13      | Public sheltered employment (OSA)  | Offentligt skyddat arbete (OSA)  |
| 5.2  | 21      | Samhall  | Samhall  |
| <b>6 - Direct job creation</b>                             |         |  |  |
| 6.2  | 8       | Resource work  | Resursarbete   |
| 6.2  | 10      | Temporary public employment for older unemployed (OTA)                         | Offentligt tillfälligt arbete (OTA)  |
| <b>7 - Start-up incentives</b>                             |         |  |  |
| 7  | 9       | Start-up grants  | Start av näringsverksamhet   |
| <b>8 - Out-of-work income maintenance and support</b>      |         |  |  |
| 8.1,8.3  | 16      | Unemployment insurance and Basic insurance                                     | Arbetslöshetsförsäkring och Grundförsäkring                                |
| 8.5  | 30      | Wage guarantee   | Lönegaranti  |
| <b>9 - Early retirement</b>                                |         |  |  |
| 9.1  | 34      | Change of generations  | Generationsväxling   |
| 9.2  | 29      | Occasional resignation compensation  | Tillfällig avgångsersättning   |



## D.14 INVENTORY OF LMP MEASURES: Sverige, 2000

| Category | Measure | Name (English) | Name (National language) |  |
|----------|---------|----------------|--------------------------|---|
|----------|---------|----------------|--------------------------|---|

**Mixed measures**

|                   |    |                              |                                  |  |
|-------------------|----|------------------------------|----------------------------------|--|
| 2.1,3.1           | 41 | Special training grant (UBS) | Särskilt utbildningsbidrag (UBS) |  |
| Count of measures |    | 34                           |                                  |  |

## D.15 INVENTORY OF LMP MEASURES: United Kingdom, 2000

| Category | Measure | Name (English) | Name (National language) |  |
|----------|---------|----------------|--------------------------|---|
|----------|---------|----------------|--------------------------|---|

### 0 - Public employment services (PES)

0 9 Job placing - Employment service placing and advisory functions

### 1 - Intensive counselling and job-search assistance

1 8 Jobseeker's allowance (JSA) - Interviews  
 1 10 New Deal for Partners of Unemployed People (NDPU)  
 1 14 Travel to interview scheme  
 1 16 Work trials  
 1 20 Jobfinder/Jobfinder Plus  
 1 22 Programme centres (plus other jobsearch provision: Jobclub, Jobplan)  
 1 23 PACTS - Placing assessment and counselling teams

### 2 - Training

2.3 4 Work-based learning for adults (WBLA)  
 2.4 5 Work-based training for young people (WBTYP)

### 3 - Job rotation and job sharing

### 4 - Employment incentives

4.1 29 Jobfinder's grant

### 5 - Integration of the disabled

5 24 Employment rehabilitation (Work preparation)  
 5.1 31 Access to work  
 5.1 32 Job introduction scheme (JIS)  
 5.1,5.2 33 Supported employment (including Remploy)  
 5.3 12 New Deal for Disabled People (NDDP)

### 6 - Direct job creation

### 7 - Start-up incentives

7 36 Youth enterprise initiative (YEI)

### 8 - Out-of-work income maintenance and support

8.1 3 Jobseeker's allowance (JSA): payments

### 9 - Early retirement

#### Mixed measures

1,2,1,4,1.2 1 New Deal for 18-24  
 ,6.2  
 1,4.1 11 New Deal for Lone Parents (NDLP)  
 1,4.1 37 New Deal 50+  
 1,2,1,2,2,4 2 New Deal 25+  
 ,1.2  
 2,2,1,6.2 35 Employment zones

---

Count of measures 23

## D.16 INVENTORY OF LMP MEASURES: Norway, 2000

| Category | Measure | Name (English) | Name (National language) |  |
|----------|---------|----------------|--------------------------|---|
|----------|---------|----------------|--------------------------|---|

### 0 - Public employment services (PES)

|   |    |   |   |
|---|----|---|---|
| 0 | 26 | Job seekers registered in Public Employment Service | Arbeidssøkere registrert i Arbeidsmarkedsetaten (Aetat) |
|---|----|---|---|

### 1 - Intensive counselling and job-search assistance

|   |   |           |             |
|---|---|-----------|-------------|
| 1 | 4 | Job clubs | Jobbklubber |
|---|---|-----------|-------------|

### 2 - Training

|     |    |                                    |                                |
|-----|----|------------------------------------|--------------------------------|
| 2.1 | 7  | Labour Market Training (AMO)       | Arbeidsmarkedsopplæring (AMO)  |
| 2.2 | 8  | Traineeship/sponsorship scheme     | Praksisplass og fadderplass    |
| 2.2 | 9  | In-house training (BIO)            | Bedriftsintern opplæring (BIO) |
| 2.4 | 10 | Apprentices in government agencies | Lærlinger i statlige etater    |

### 3 - Job rotation and job sharing

|     |    |                             |              |
|-----|----|-----------------------------|--------------|
| 3.1 | 12 | Temporary substitute places | Vikarplasser |
|-----|----|-----------------------------|--------------|

### 4 - Employment incentives

|       |   |                             |   |
|-------|---|-----------------------------|---|
| 4.1   | 5 | Mobility promoting grants   | Mobilitetsfremmende stønader                                  |
| 4.1.1 | 6 | Wage subsidies to employers | Lønnstilskudd til arbeidsgivere og lønnstilskudd yrkeshemmede |

### 5 - Integration of the disabled

|     |    |  |   |
|-----|----|--|---|
| 5.1 | 13 | In-house rehabilitation (BIA)                            | Bedriftsintern Attføring (BIA)              |
| 5.1 | 18 | Integration subsidies                                    | Integreringstilskudd                        |
| 5.1 | 19 | Supported employment (AB)                                | Arbeid med bistand (AB)                     |
| 5.1 | 23 | Sheltered workshops (AMB) phase 1                        | Arbeidsmarkedsbedrifter (AMB) fase1         |
| 5.2 | 15 | Preparatory job training (AFT)                           | Arbeidsforberedende trening (AFT)           |
| 5.2 | 20 | Sheltered workshops (AMB) phase 3                        | Arbeidsmarkedsbedrifter (AMB) fase3         |
| 5.2 | 24 | Sheltered workshops (AMB) phase 2                        | Arbeidsmarkedsbedrifter (AMB) fase2         |
| 5.3 | 14 | Public sector employment for the occupationally disabled | Syssetsettingstiltak i offentlig virksomhet |
| 5.3 | 16 | Job training groups (ATG)                                | Arbeidstreningsgrupper (ATG)                |
| 5.3 | 21 | Practice in regular places of work                       | Hospitering i ordinære bedrifter            |
| 5.3 | 22 | Education in regular schools                             | Utdanning i ordinære skoler                 |

### 6 - Direct job creation

|     |    |                                    |      |
|-----|----|------------------------------------|------|
| 6.2 | 11 | Temporary public employment (KAJA) | KAJA |
|-----|----|------------------------------------|------|

### 7 - Start-up incentives

|   |    |                         |                 |
|---|----|-------------------------|-----------------|
| 7 | 25 | Start your own business | Egen etablering |
|---|----|-------------------------|-----------------|

### 8 - Out-of-work income maintenance and support

|           |    |   |                                  |
|-----------|----|---|----------------------------------|
| 8.1.1,8.5 | 1  | Unemployment benefits                                     | Dagpenger under arbeidsløshet    |
| 8.1.2     | 17 | Special rehabilitation measure (SPA)                      | Spesielle attføringstiltak (SPA) |
| 8.1.2     | 27 | Payments for occupational rehabilitation between measures | Attføringspenger mellom tiltak   |

### 9 - Early retirement

---

|                   |    |
|-------------------|----|
| Count of measures | 25 |
|-------------------|----|

**E EXTERNAL DATA**

## E.1 GDP & currency exchange rates, 2000

### E.1.1 GDP

|     |  | Euro (Mrd), Current market prices |       |         |       |       |         |       |         |      |       |       |       |       |       |         |       |
|-----|--|-----------------------------------|-------|---------|-------|-------|---------|-------|---------|------|-------|-------|-------|-------|-------|---------|-------|
|     |  | B                                 | DK    | D       | EL    | E     | F       | IRL   | I       | L    | NL    | A     | P     | FIN   | S     | UK      | NO    |
| GDP |  | 248.3                             | 173.9 | 2,025.5 | 122.9 | 608.8 | 1,416.9 | 103.5 | 1,164.8 | 20.5 | 401.1 | 204.8 | 115.0 | 131.2 | 248.5 | 1,550.4 | 175.5 |

Source: Eurostat, NewCronos. Data extracted on 11 June 2002.

### E.1.2 Exchange rates

|               |  | National currency units per Euro |         |         |         |         |         |         |          |         |         |         |         |         |         |         |         |
|---------------|--|----------------------------------|---------|---------|---------|---------|---------|---------|----------|---------|---------|---------|---------|---------|---------|---------|---------|
|               |  | B                                | DK      | D       | EL      | E       | F       | IRL     | I        | L       | NL      | A       | P       | FIN     | S       | UK      | NO      |
| Exchange rate |  | 40.3399                          | 7.45380 | 1.95583 | 336.678 | 166.386 | 6.55957 | 0.78756 | 1,936.27 | 40.3399 | 2.20371 | 13.7603 | 200.482 | 5.94573 | 8.44520 | 0.60950 | 8.11290 |

Source: Eurostat, NewCronos. Data extracted on 11 June 2002.

## E.2 Numbers of unemployed persons, 2000

### E.2.1 Registered unemployed

|                       |  | Annual average ('1000s) |       |         |       |         |         |       |   |     |       |       |       |       |       |         |    |
|-----------------------|--|-------------------------|-------|---------|-------|---------|---------|-------|---|-----|-------|-------|-------|-------|-------|---------|----|
|                       |  | B                       | DK    | D       | EL    | E       | F       | IRL   | I | L   | NL    | A     | P     | FIN   | S     | UK      | NO |
| Registered unemployed |  | 474.5                   | 147.3 | 3,888.7 | 334.2 | 1,557.2 | 2,338.2 | 155.4 | : | 5.0 | 187.1 | 194.1 | 327.4 | 321.1 | 231.2 | 1,094.4 | :  |

Source: Eurostat, NewCronos. Data extracted on 11 June 2002. D, EL, F, FIN, S - national sources.

### E.2.2 LFS unemployed

|                |  | Annual average ('1000s) |       |         |       |         |         |      |         |     |       |       |       |       |       |         |      |
|----------------|--|-------------------------|-------|---------|-------|---------|---------|------|---------|-----|-------|-------|-------|-------|-------|---------|------|
|                |  | B                       | DK    | D       | EL    | E       | F       | IRL  | I       | L   | NL    | A     | P     | FIN   | S     | UK      | NO   |
| LFS unemployed |  | 290.5                   | 127.3 | 3,123.2 | 491.1 | 2,353.9 | 2,669.3 | 74.6 | 2,545.1 | 4.3 | 220.2 | 181.1 | 197.2 | 296.6 | 238.5 | 1,634.2 | 81.4 |

Source: Eurostat, NewCronos. Data extracted on 10 July 2002.

## **F REFERENCE INFORMATION**



## F.1 Methodological information

### 1. Scope

The scope of the LMP database is defined as including all labour market measures which can be described as: *Public interventions in the labour market aimed at reaching its efficient functioning and to correct disequilibria and which can be distinguished from other general employment policy measures in that they act selectively to favour particular groups in the labour market.*

Public interventions refer to measures taken by general government in this respect which involve expenditure, either in the form of actual disbursements or of foregone revenue (reductions in taxes, social contributions or other charges normally payable). General government should be understood as including central government, state/regional government, local government and the social security funds. (See the LMP Methodology for detailed definitions.)

The scope of the database is also limited to labour market measures which are explicitly targeted in some way at groups of people with difficulties in the labour market - referred to here as target groups (i.e. it therefore excludes more general employment policies). In broad terms this covers people who are unemployed, people in employment but in risk of involuntary job-loss, and inactive persons who are currently not part of the labour force (in the sense that they are not employed or unemployed according to the ILO definitions<sup>1</sup>) but who would like to enter the labour market and are disadvantaged in some way. (See the LMP Methodology for detailed definitions.)

Measures which act in the labour market but which are not targeted at disadvantaged groups are considered as general employment measures and should not be included in this data collection.

### 2 Coverage

The database aims to cover information on the whole territory of each country.

Data in this publication refer to 2000 unless otherwise specified by footnotes.

### 3. Statistical unit

The statistical unit in the LMP data collection is the labour market *measure*. The LMP questionnaire then

requests information for a number of variables, both quantitative and qualitative, which apply to and describe the statistical unit so defined.

### 4. Classification of measures

Measures are classified in two ways - by type of action (e.g. placement services or employment incentives) and by type of expenditure (e.g. transfers to individuals or transfers to employers).

#### 4.1 Classification by type of action

The type of action refers to the way in which a measure acts to achieve its objectives. The classification scheme identifies one base category of general services and nine categories of LMP measures, most with two or more sub-categories (see table F.3). Brief definitions of each category are given below. (See the LMP methodology for further details and for conventions relating to each category.)

A measure incorporating actions from more than one category is known as a *mixed* measure.

Throughout this publication the term *category* (or *categories*) refers to categories of the classification by type of action (except paragraph 4.2 below which defines the classification by type of expenditure).

#### Categories of the classification by type of action:

0 - Public employment services (PES): *Services of the public employment services which facilitate the job-search process and which are generally available to all jobseekers.*

1 - Intensive counselling and job-search assistance: *Programmes which assist the job search process through intensive, individualised counselling and which are targeted to persons registered as unemployed job seekers experiencing special difficulties in getting a job, or other groups with difficult access to the labour market.*

2 - Training: *Programmes which aim to improve the employability of the unemployed and other target groups through training, and which are financed by public bodies. Measures included here should include some evidence of classroom teaching, or if in the workplace, supervision specifically for the purpose of instruction.*

3 - Job rotation and job sharing: *Programmes that facilitate the insertion of an unemployed person or a*

<sup>1</sup>The ILO definition of 'unemployed' refers to persons who, during the reference period, were:

(a) *without work*, i.e. were not in paid employment or self-employment;

(b) *currently available for work*, i.e. were available for paid employment or self-employment during the reference period;

(c) *seeking work*, i.e. had taken specific steps in a specified recent period to seek paid employment or self-employment.

person from another target group into a work placement by substituting hours worked by an existing employee.

4 - Employment incentives: *Programmes which facilitate the recruitment of unemployed persons and other target groups, or help to ensure the continued employment of persons at risk of involuntary job loss. The majority of the labour cost is normally covered by the employer.*

5 - Integration of the disabled: *Programmes that aim to promote integration of disabled persons into the labour market.*

6 - Direct job creation: *Programmes that create additional jobs, usually of community benefit or socially useful, in order to find employment for the long-term unemployed or persons otherwise difficult to place. The majority of the labour cost is normally covered by the public finance.*

7 - Start-up incentives: *Programmes that promote entrepreneurship by encouraging the unemployed and target groups to start their own business or to become self-employed.*

8 - Out-of-work income maintenance: *Programmes which aim to compensate individuals for loss of wage or salary through the provision of cash benefits when:*  
- *a person is capable of working and available for work but is unable to find suitable employment.*  
- *a person is on lay-off or enforced short-time work or is otherwise temporarily idle for economic or other reasons (including seasonal effects).*  
- *a person has lost his/her job due to restructuring or similar (redundancy compensation).*

9 - Early retirement: *Programmes which facilitate the full or partial early retirement of older workers who are assumed to have little chance of finding a job or whose retirement facilitates the placement of an unemployed person or a person from another target group.*

#### **4.2 Classification by type of expenditure**

The type of expenditure refers to the ways in which public funds are issued in order to benefit target groups. The classification scheme (see table F.4) is based firstly upon who is the direct recipient of the public money and then the type of expenditure involved (cash payment or foregone revenue) and the way it is disbursed (periodic or lump-sum payment). The direct recipient of public expenditure may be the individual beneficiaries, their employers, or service providers that produce goods and services provided as benefits in kind (e.g. training). Many measures utilise more than one type of expenditure.

#### Categories of the classification by type of expenditure:

1 - Transfers to individuals: *public expenditure transferred directly to individuals and which are paid in cash or through a reduction in obligatory levies.*

2 - Transfers to employers: *public expenditure transferred directly to employers and which are paid in cash or through a reduction in obligatory levies.*

3 - Transfers to service providers: *public expenditure transferred directly to producers of goods and services that are provided to individuals or to employers as benefits in kind.*

#### Sub-categories of the classification by type of expenditure:

1 - Periodic cash payments: *cash payments issued at regular intervals, such as each week, month or quarter.*

2 - Lump sum payments: *cash payments issued on a single occasion or in the form of a lump sum.*

3 - Reimbursements: *payments that reimburse the recipient in whole or in part for certified expenditure on specified goods and services.*

4 - Reductions in social contributions: *full or partial exemptions to obligatory social contributions.*

5 - Reductions in taxes: *full or partial exemptions to taxes or other obligatory levies other than social contributions.*

#### **5. Expenditure**

Item 18 of the LMP questionnaire relates to public expenditure on LMP measures. The expenditure to be reported is defined as being "*...the value of all benefits provided to individuals or organisations in the form of cash, reimbursements, directly provided goods and services, and revenue foregone through reductions in obligatory levies. The administrative costs associated with the measure should not be included.*"

Data are reported as a total (18.1) and then broken down by the three main types of expenditure following the classification by type of expenditure - Transfers to individuals (18.2), Transfers to employers (18.3) and Transfers to service providers (18.4). Items 18.2 and 18.3 are further broken down by the 5 detailed types of expenditure (see paragraph 4.2 above).

#### **6. Participants**

The LMP collects information on public interventions

(measures) in favour of persons disadvantaged in the labour market. Three variables are requested in order to evaluate the numbers of participants in these measures: stock, entrants and exits (respectively items 19, 20 and 21 in the questionnaire).

19. Stock refers to *the number of participants in a measure at a given moment*. The methodology specifies that an annual average stock should be calculated on the basis of monthly or weekly observations. As far as is known, any figures derived using less frequent observations are identified by footnotes. A person that participates twice in a given measure, each time for 3 months, gives exactly the same weight to the stock figure as a person who participates once for six months -  $(3+3)/12 = 6/12 = 0.5$ .

20. Entrants refers to *the number of participants joining the measure during the year (inflow)*. Persons already in the measure from the previous year are not included. The measurement includes all new starts so that a given individual may be counted more than once if they join, leave and then rejoin a measure during the year. As far as is known, any observations not derived in this way are identified by footnotes.

21. Exits refers to *the number of participants leaving the measure during the year (outflow)*. This includes completed participations and drop-outs - i.e. persons leaving a measure before completion, including those who leave early for positive reasons (i.e. because they have found work or have returned to education). As with entrants, the observation refers to participations and not individuals so that any given individual may be counted more than once. As far as is known, any observations not conforming to this definition are identified by footnotes.

The LMP questionnaire also requests breakdowns of participants using the following variables: 22 Sex; 23 Age; 24 Duration of unemployment; 25 Previous employment status of entrants; 26 Completions and drop-outs; 27 Destination of exits. (See the LMP Methodology for detailed definitions.)


## F.2 LMP questionnaire




### Qualitative items

|       |                                  |                                  |  |
|-------|----------------------------------|----------------------------------|--|
| 1     | Measure Number                   | 12.3                             | State/regional government budget       |
| 2     | Measure Name                     | 12.4                             | Local government budget                |
| 2.1   | Measure name (English)           | 12.5                             | Social security funds                  |
| 2.2   | Measure name (national language) | 12.6                             | European Social Fund (ESF)             |
| 3     | Description of Measure           | 12.7                             | Other                                  |
| 3.1   | Description (English)            | 12.8                             | Clarification                          |
| 3.2   | Description (national language)  | 13                               | Objectives                             |
| 4     | Type of Action                   | 14                               | Eligibility                            |
| 4.1   | Class                            | 15                               | Responsible Institution                |
| 4.2   | Measure components               | 15.1                             | Central Government                     |
| 4.2.1 | Category                         | 15.2                             | State/regional government              |
| 4.2.2 | Name                             | 15.3                             | Local government                       |
| 5     | Type of Expenditure              | 15.4                             | Social security funds                  |
| 5.1   | Transfers to individuals         | 15.5                             | Trade union or similar                 |
| 5.1.1 | Periodic cash payments           | 15.6                             | Public employment services             |
| 5.1.2 | Lump-sum payment                 | 16                               | Legal Basis                            |
| 5.1.3 | Reimbursements                   | 17                               | Implementation                         |
| 5.1.4 | Reduced social contributions     | 17.1                             | Year started                           |
| 5.1.5 | Reduced taxes                    | 17.2                             | Year ended                             |
| 5.2   | Transfers to employers           | 17.3                             | Full-scale/pilot                       |
| 5.2.1 | Periodic cash payments           | <b>Expenditure</b>               |  |
| 5.2.2 | Lump-sum payment                 | 18                               | Expenditure                            |
| 5.2.3 | Reimbursements                   | 18.1                             | Total                                  |
| 5.2.4 | Reduced social contributions     | 18.2                             | Transfers to individuals               |
| 5.2.5 | Reduced taxes                    | 18.2.1                           | Periodic cash payments                 |
| 5.3   | Transfers to service providers   | 18.2.2                           | Lump-sum payments                      |
| 5.4   | Clarification                    | 18.2.3                           | Reimbursements                         |
| 6     | Target Groups                    | 18.2.4                           | Reduced social contributions           |
| 6.1   | Unemployed                       | 18.2.5                           | Reduced taxes                          |
| 6.1.1 | LTU                              | 18.3                             | Transfers to employers                 |
| 6.1.2 | LTU definition                   | 18.3.1                           | Periodic cash payments                 |
| 6.2   | Employed                         | 18.3.2                           | Lump-sum payments                      |
| 6.3   | Inactive                         | 18.3.3                           | Reimbursements                         |
| 6.4   | Jobseekers                       | 18.3.4                           | Reduced social contributions           |
| 7     | Detailed Target Groups           | 18.3.5                           | Reduced taxes                          |
| 7.1   | Youth                            | 18.4                             | Transfers to service providers         |
| 7.2   | Older                            | <b>Participants</b>              |  |
| 7.3   | Disabled                         | 19                               | Stock                                  |
| 7.4   | Immigrants/ethnic minorities     | 20                               | Entrants                               |
| 7.5   | Re-entrants/lone parents         | 21                               | Exits                                  |
| 7.6   | Public priorities and Other      | <b>Breakdown of participants</b> |  |
| 7.7   | Clarification                    | 22                               | Sex                                    |
| 8     | Unemployment Registration        | 23                               | Age                                    |
| 8.1   | Condition for participation      | 24                               | Duration of unemployment               |
| 8.2   | Registration continued           | 25                               | Previous employment status of entrants |
| 9     | Receipt of Other Cash Benefits   | 25.1                             | Unemployed                             |
| 9.1   | Unemployment benefit             | 25.1.1                           | Registered                             |
| 9.2   | Other LMP benefit                | 25.2                             | Employed                               |
| 9.3   | Other benefit                    | 25.3                             | Inactive                               |
| 9.4   | Clarification                    | 26                               | Completions and drop-outs              |
| 10    | Planned Duration                 | 26.1                             | Completions                            |
| 10.1  | Typical                          | 26.2                             | Drop-outs                              |
| 10.2  | Maximum                          | 27                               | Destination of exits                   |
| 10.3  | Clarification                    | 27.1                             | Employment                             |
| 11    | Area of Application              | 27.2                             | Unemployment                           |
| 11.1  | National                         | 27.3                             | Other measure                          |
| 11.2  | Regional                         | 27.4                             | Inactivity                             |
| 11.3  | Other                            | <b>Duration</b>                  |  |
| 11.4  | Clarification                    | 28                               | Average duration of participation      |
| 12    | Source of Finance                | <b>Volume</b>                    |  |
| 12.1  | Ear-marked taxes                 | 29                               | Volume                                 |
| 12.2  | Central government budget        |                                  |  |


### F.3 Classification by type of action

| Category | Name   |  |
|----------|--|---|
| <b>0</b> | <b>Public employment services (PES)</b>                |   |
| <b>1</b> | <b>Intensive counselling and job-search assistance</b> |   |
| <b>2</b> | <b>Training</b>  |   |
| 2.1      | Institutional training                                 |   |
| 2.2      | Workplace training                                     |   |
| 2.3      | Integrated training                                    |   |
| 2.4      | Special support for apprenticeship                     |   |
| <b>3</b> | <b>Job rotation and job sharing</b>                    |   |
| 3.1      | Job rotation   |   |
| 3.2      | Job sharing  |   |
| <b>4</b> | <b>Employment incentives</b>                           |   |
| 4.1      | Recruitment incentives                                 |   |
| 4.1.1    | Permanent  |   |
| 4.1.2    | Temporary  |   |
| 4.2      | Employment maintenance incentives                      |   |
| <b>5</b> | <b>Integration of the disabled</b>                     |   |
| 5.1      | Regular employment                                     |   |
| 5.2      | Sheltered employment                                   |   |
| 5.3      | Other rehabilitation and training                      |   |
| <b>6</b> | <b>Direct job creation</b>                             |   |
| 6.1      | Permanent  |   |
| 6.2      | Temporary  |   |
| <b>7</b> | <b>Start-up incentives</b>                             |   |
| <b>8</b> | <b>Out-of-work income maintenance and support</b>      |   |
| 8.1      | Full unemployment benefits                             |   |
| 8.1.1    | Unemployment insurance                                 |   |
| 8.1.2    | Unemployment assistance                                |   |
| 8.2      | Partial unemployment benefits                          |   |
| 8.3      | Part-time unemployment benefits                        |   |
| 8.4      | Redundancy compensation                                |   |
| 8.5      | Bankruptcy compensation                                |   |
| <b>9</b> | <b>Early retirement</b>                                |   |
| 9.1      | Conditional  |   |
| 9.1.1    | Full   |   |
| 9.1.2    | Partial  |   |
| 9.2      | Unconditional  |   |
| 9.2.1    | Full   |   |
| 9.2.2    | Partial  |   |
| X        | Not classified   |   |


## F.4 Classification by type of expenditure

| Category | Name                                  |  |
|----------|---------------------------------------|---|
| <b>1</b> | <b>Total</b>                          |   |
| <b>2</b> | <b>Transfers to individuals</b>       |   |
| 2.1      | Periodic cash payments                |   |
| 2.2      | Lump-sum payments                     |   |
| 2.3      | Reimbursements                        |   |
| 2.4      | Reduced social contributions          |   |
| 2.5      | Reduced taxes                         |   |
| <b>3</b> | <b>Transfers to employers</b>         |   |
| 3.1      | Periodic cash payments                |   |
| 3.2      | Lump-sum payments                     |   |
| 3.3      | Reimbursements                        |   |
| 3.4      | Reduced social contributions          |   |
| 3.5      | Reduced taxes                         |   |
| <b>4</b> | <b>Transfers to service providers</b> |   |

## F.5 Abbreviations by country

| Country/Abbreviation        | Meaning   |  |
|-----------------------------|---|---|
| <b>Generally applicable</b> |   |   |
| ESF                         | European Social Fund  |   |
| NAP                         | National (employment) action plan   |   |
| PES                         | Public employment service(s)  |   |
| SMEs                        | Small & medium sized enterprises  |   |
| <b>Belgique/België</b>      |   |   |
| ALE                         | Agence locale pour l'emploi   |   |
| CFI                         | Communauté flamande   |   |
| CG                          | Communauté germanophone   |   |
| CPAS                        | Centre public d'aide sociale  |   |
| FBI                         | Fonds budgétaire interdépartemental   |   |
| Fed                         | Fédéral   |   |
| FOREM                       | Office communautaire et régional de la formation professionnelle et de l'emploi pour la Région wallonne |   |
| IBFFP                       | Institut bruxellois francophone pour la formation professionnelle                                       |   |
| MRE                         | Missions régionales pour l'emploi   |   |
| ONEM                        | Office national de l'emploi   |   |
| ORBEM                       | Office régional bruxellois de l'emploi  |   |
| RBC                         | Région Bruxelles-capitale   |   |
| RF                          | Région flamande   |   |
| RW                          | Région wallonne   |   |
| VDAB                        | Vlaamse Dienst voor Arbeid en Beroepsopleiding  |   |
| <b>Danmark</b>              |   |   |
| EØS                         | European Area of Economic Corporation, which consists of the EU, Norway, Iceland and Liechtenstein.     |   |
| SU                          | State educational support   |   |
| VERPS                       | Voluntary early retirement pay scheme   |   |
| <b>Deutschland</b>          |   |   |
| ABM                         | Arbeitsbeschaffungsmaßnahmen  |   |
| AQJ                         | Arbeit und Qualifizierung für Jugendliche   |   |
| BA                          | Bundesanstalt für Arbeit  |   |
| Quali-ABM                   | Qualifizierungs-Arbeitsbeschaffungsmaßnahmen  |   |
| SGB                         | Sozialgesetzbuch  |   |
| <b>Ellada</b>               |   |   |
| EPA                         | National employment observatory   |   |
| ESPA                        | System of protection against unemployment   |   |
| KEK                         | Centres for vocational training   |   |
| KESEN                       | Training centres for merchant marine cadres   |   |
| KETHI                       | Research centre for gender equality   |   |
| KPA                         | Employment promotion centres  |   |
| OAED                        | Greek Manpower Employment Organisation (ΟΡΓΑΝΙΣΜΟΣ ΑΠΑΣΧΟΛΗΣΗΣ ΕΡΓΑΤΙΚΟΥ ΔΥΝΑΜΙΚΟΥ)                     |   |
| <b>España</b>               |   |   |
| ET y CO                     | Programa de escuelas-taller y casas de oficio   |   |
| FORCEM                      | Fundacion para la formacion continua  |   |
| FPO                         | Formacion profesional ocupacional   |   |
| INEM                        | Instituto nacional de empleo  |   |
| MTAS                        | Ministerio de trabajo y asuntos sociales  |   |
| PFIP                        | Plan nacional de formacion e insercion profesional  |   |
| REASS                       | Régimen especial agrario de la seguridad social   |   |

## F.5 Abbreviations by country


| Country/Abbreviation | Meaning  |  |
|----------------------|--|---|
| <b>France</b>        |  |   |
| ACA                  | Allocation aux chômeurs âgés   |   |
| AFPA                 | Association pour la formation professionnelle des adultes  |   |
| AFR                  | Allocation de formation reclassement   |   |
| AGEFIPH              | Association pour la gestion de l'emploi, la formation et l'insertion professionnelle des personnes handicapées |   |
| ANPE                 | Agence nationale pour l'emploi   |   |
| APEC                 | Association pour l'emploi de cadres  |   |
| AP                   | Ateliers de travail protégé (pour handicapés)  |   |
| API                  | Allocation de parent isolé   |   |
| AS                   | Allocation spéciale  |   |
| ASS                  | Allocation spécifique de solidarité  |   |
| AUD                  | Allocation unique dégressive   |   |
| BEP                  | Brevet d'études professionnelles (diplôme > CAP)   |   |
| CAP                  | Certificat d'aptitudes professionnelles (1er niveau de diplôme professionnel)                                  |   |
| CAT                  | Centre d'aide par le travail (pour handicapés)   |   |
| CEC                  | Contrat emploi consolidé   |   |
| CES                  | Contrat emploi solidarité  |   |
| CIE                  | Contrat initiative emploi  |   |
| CLD                  | Chômeurs de longue durée   |   |
| CNASEA               | Centre national pour l'aménagement des structures agricoles (organisme payeur)                                 |   |
| EDEN                 | Encouragement au développement d'entreprises nouvelles   |   |
| FNE                  | Fonds national de l'emploi   |   |
| FFPPS                | Fonds de la formation professionnelle et de la promotion sociale   |   |
| GRTH                 | Garantie de ressources des travailleurs handicapés   |   |
| IRILL                | Insertion, réinsertion et lutte contre l'illettrisme   |   |
| PAIO                 | Permanence d'accueil, d'information et d'orientation   |   |
| RMI                  | Revenu minimum d'insertion   |   |
| SAE                  | Stage d'accès à l'entreprise   |   |
| SIFE                 | Stage d'insertion et de formation à l'emploi   |   |
| SMIC                 | Salaire minimum interprofessionnel de croissance   |   |
| TRACE                | Trajet d'accès à l'emploi  |   |
| UNEDIC               | Union Nationale interprofessionnelle pour l'emploi dans l'industrie et le commerce                             |   |
| ZRR                  | Zones de revitalisation rurale   |   |
| ZRU                  | Zones de redynamisation urbaine  |   |
| <b>Ireland</b>       |  |   |
| BTEA                 | Back to education allowance  |   |
| CE                   | Community employment scheme  |   |
| ESS                  | Employment support scheme  |   |
| FAS                  | An Foras Aiseanna Saothair (The training and employment authority)   |   |
| IDA                  | Industrial development agency  |   |
| JTS                  | Job training scheme  |   |
| NCVA                 | National council for vocational awards   |   |
| NRB                  | National rehabilitation board  |   |
| PESP                 | Programme for economic and social progress   |   |
| PRSI                 | Pay related social insurance   |   |
| SST                  | Specific skills training   |   |
| UA                   | Unemployment assistance  |   |
| UB                   | Unemployment benefit   |   |
| VECs                 | Vocational education committees  |   |
| VTOS                 | Vocational training opportunities scheme   |   |




## F.5 Abbreviations by country

| Country/Abbreviation | Meaning   |  |
|----------------------|---|---|
| <b>Italia</b>        |   |   |
| CIGO                 | Cassa integrazione guadagni ordinaria   |   |
| CIGS                 | Cassa integrazione guadagni straordinaria   |   |
| CFL                  | Contratti di formazione e lavoro  |   |
| CCNL                 | Contratto collettivo nazionale di lavoro  |   |
| INPS                 | Istituto nazionale di previdenza sociale  |   |
| LSU                  | Lavori socialmente utili  |   |
| PMI                  | Piccole e medie imprese   |   |
| <b>Luxembourg</b>    |   |   |
| ADEM                 | Administration de l'emploi  |   |
| DAT                  | Division d'auxiliaires temporaires  |   |
| FE                   | Fonds pour l'emploi   |   |
| MTE                  | Ministère du travail et de l'emploi   |   |
| STH                  | Service des travailleurs handicapés de l'administration de l'emploi                     |   |
| <b>Nederland</b>     |   |   |
| AAW                  | Algemene arbeidsongeschiktheidswet  |   |
| ABW                  | Algemene bijstandswet   |   |
| Arbo                 | Arbeidsvoorziening  |   |
| BBSW                 | Bijdrageregeling bedrijfstakgewijze scholing werklozen                                  |   |
| EWLW                 | Extra werkgelegenheid langdurig werkzoekenden   |   |
| FINLO                | Wet financiering loopbaanonderbreking   |   |
| I/D                  | Instroombanen/Doorstroombanen   |   |
| IOAW                 | Wet inkomensvoorziening oudere en gedeeltelijk arbeidsongeschikte werkloze werknemers   |   |
| IOAZ                 | Wet inkomensvoorziening oudere en gedeeltelijk arbeidsongeschikte gewezen zelfstandigen |   |
| RSP                  | Regeling schoonmaakdiensten particulieren   |   |
| TW                   | Toeslagenwet  |   |
| VLW                  | Afdrachtsvermindering langdurig werklozen   |   |
| VO                   | Afdrachtsvermindering onderwijs   |   |
| VUT                  | Vervroegde uittreding   |   |
| WAO                  | Wet op de arbeidsongeschiktheidsverzekering   |   |
| WAJONG               | Wet op de arbeidsongeschiktheidsvoorziening jonggehandicapten                           |   |
| WAZ                  | Wet arbeidsongeschiktheidsverzekering zelfstandigen                                     |   |
| WI3                  | Melkert 3   |   |
| WIW                  | Wet inschakeling werkzoekenden  |   |
| WSW                  | Wet sociale werkvoorziening   |   |
| WVA                  | Wet vermindering afdracht loonbelasting en premies volksverzekeringen                   |   |
| WW                   | Werkloosheidswet  |   |
| ZW                   | Ziektewet   |   |
| <b>Österreich</b>    |   |   |
| ALG                  | Arbeitslosengeld  |   |
| ALV                  | Arbeitslosenversicherung  |   |
| AMFG                 | Arbeitsmarktförderungsgesetz  |   |
| AMS                  | Arbeitsmarktservice   |   |
| ATF                  | Ausgleichstaxfonds  |   |
| BEB                  | Betriebliche Eingliederungsbeihilfe   |   |
| BESEB                | Besondere Eingliederungsbeihilfe  |   |
| BMAGS                | Bundesministerium für Arbeit, Gesundheit und Soziales                                   |   |
| BMSG                 | Bundesministerium für Soziale Sicherheit und Generationen                               |   |
| BMWA                 | Bundesministerium für Wirtschaft und Arbeit   |   |
| BUAK                 | Bauarbeiter-Urlaubs- und -Abfertigungskasse   |   |
| BSB                  | Bundesamt für Sozial- und Behindertenwesen  |   |
| DLU                  | Beihilfe zur Deckung des Lebensunterhalts   |   |
| EFS                  | Europäischer Sozialfonds  |   |
| GBP                  | Gemeinnützige Beschäftigungsprojekte  |   |

## F.5 Abbreviations by country

| Country/Abbreviation          | Meaning                                      |  |
|-------------------------------|--|---|
| <b>Österreich (continued)</b> |  |   |
| GEB                           | Gemeinnützige Eingliederungsbeihilfe         |   |
| IAG                           | Insolvenz-Ausfallgeld                        |   |
| IESG                          | Insolvenz-Entgeltsicherungsgesetz            |   |
| JASG                          | Jugendausbildungs-Sicherungsgesetz           |   |
| KK und KNK                    | Kurs- und Kursnebenkosten                    |   |
| KUG                           | Karenzurlaubsgeld                            |   |
| SÖB                           | Sozialökonomische Betriebe                   |   |
| SUG                           | Sonderunterstützung                          |   |
| UGP                           | Unternehmensgründungsprogramm                |   |
| <b>Portugal</b>               |  |   |
| ACPE                          | Apoio a criação de proprio emprego           |   |
| CPC                           | Conservação do patrimonio cultural           |   |
| FC                            | Formação complementar                        |   |
| IEFP                          | Instituto de emprego e formação profissional |   |
| ILE                           | Iniciativas locais de criação de emprego     |   |
| PROFIJ                        | Programa formativo de inserção de jovens     |   |
| PROSA                         | Programa social de ocupação de adultos       |   |
| <b>Suomi/Finland</b>          |  |   |
| LMS                           | Labour market support                        |   |
| SII                           | Social insurance institution                 |   |
| <b>Sverige</b>                |  |   |
| AMI                           | Arbetsmarknadsinstitut                       |   |
| API                           | Arbetsplatsintroduktion                      |   |
| CSN                           | Swedish national board of student aid        |   |
| IT                            | Information technology                       |   |
| KAS                           | Cash labour market assistance                |   |
| OSA                           | Offentligt skyddat arbete                    |   |
| OTA                           | Offentligt tillfälligt arbete                |   |
| SIUS                          | Särskilt introduktionsstöd för handikappade  |   |
| SVUXA                         | Särskilt vuxenstudiestöd till arbetslösa     |   |
| SwIT                          | Nationellt program för IT-utbildning         |   |
| UBS                           | Särskilt utbildningsbidrag                   |   |
| <b>United Kingdom</b>         |  |   |
| AtW                           | Access to Work                               |   |
| DfEE                          | Department for Education and Employment      |   |
| DEAs                          | Disability Employment Advisers               |   |
| DSS                           | Department of Social Security                |   |
| ESJs                          | Employment Service Jobcentres                |   |
| FTET                          | Full-time education and training             |   |
| JIS                           | Job Introduction Scheme                      |   |
| JSA                           | Jobseekers allowance                         |   |
| LECs                          | Local Enterprise Companies                   |   |
| NDDP                          | New Deal for Disabled People                 |   |
| NDLP                          | New Deal for Lone Parents                    |   |
| NDPU                          | New Deal for partners of unemployed people   |   |
| NDYP                          | New Deal for Young People (New Deal 18-24)   |   |
| NVQs                          | National Vocational Qualifications           |   |
| FACTS                         | Placing Assessment and Counselling Teams     |   |
| PYBT                          | Prince's Youth Business Trust                |   |
| TECs                          | Training and Enterprise Councils             |   |
| TfW                           | Training for work                            |   |
| WBLA                          | Work based learning for adults               |   |

## F.5 Abbreviations by country

| Country/Abbreviation              | Meaning   |  |
|-----------------------------------|---|---|
| <b>United Kingdom (continued)</b> |   |   |
| WBYP                              | Work based training for young people                        |   |
| YEI                               | Youth Enterprise Initiative                                 |   |
| <b>Norway</b>                     |   |   |
| AB                                | Arbeid med bistand  |   |
| AFT                               | Arbeidsforberedende trening                                 |   |
| AMB fase 1                        | Arbeidsmarkedsbedrifter                                     |   |
| AMB fase 2                        | Arbeidsmarkedsbedrifter                                     |   |
| AMB fase 3                        | Arbeidsmarkedsbedrifter                                     |   |
| AMO                               | Arbeidsmarkedsoppl ring                                     |   |
| ATG                               | Arbeidstreningsgrupper                                      |   |
| BIA                               | Bedriftsintern Attf ring                                    |   |
| BIO                               | Bedriftsintern oppl ring                                    |   |
| KAJA                              | Kompetanse, arbeidstrening og jobbskaping for arbeidsledige |   |
| SPA                               | Spesielle attf ringstiltak                                  |   |
| YHHO                              | Yrkeshemmede i hospitering                                  |   |
| YHSH                              | Yrkeshemmede i skoletiltak                                  |   |