

126/2018 - 31 July 2018

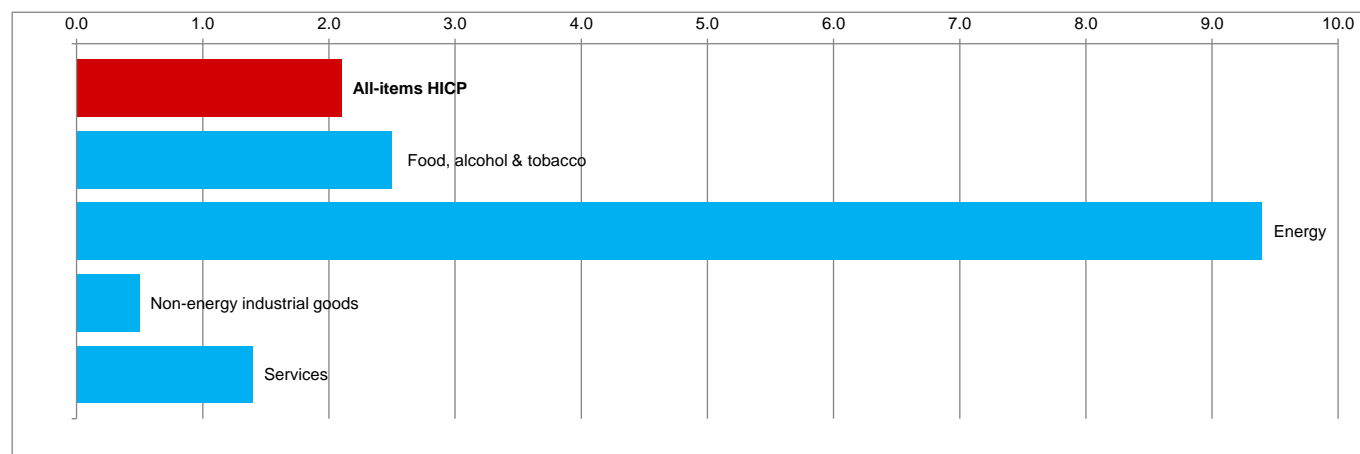
Flash estimate - July 2018

## Euro area annual inflation up to 2.1%

**Euro area** annual inflation is expected to be 2.1% in July 2018, up from 2.0% in June, according to a flash estimate from **Eurostat, the statistical office of the European Union**.

Looking at the main components of euro area inflation, energy is expected to have the highest annual rate in July (9.4%, compared with 8.0% in June), followed by food, alcohol & tobacco (2.5%, compared with 2.7% in June), services (1.4%, compared with 1.3% in June) and non-energy industrial goods (0.5%, compared with 0.4% in June).

### Euro area annual inflation, July 2018, %



### Euro area annual inflation and its components, %

	Weight (%) 2018	Jul 2017	Feb 2018	Mar 2018	Apr 2018	May 2018	Jun 2018	Jul 2018
All-items HICP	1000.0	1.3	1.1	1.3	1.3	1.9	2.0	<b>2.1e</b>
All-items excluding:								
> energy	903.0	1.2	1.0	1.3	1.1	1.4	1.3	<b>1.4e</b>
> energy, unprocessed food	828.2	1.3	1.2	1.3	1.1	1.3	1.2	<b>1.3e</b>
> energy, food, alcohol & tobacco	707.3	1.2	1.0	1.0	0.8	1.1	0.9	<b>1.1e</b>
Food, alcohol & tobacco	195.7	1.4	1.0	2.1	2.4	2.5	2.7	<b>2.5e</b>
> processed food, alcohol & tobacco	121.0	1.9	2.3	2.9	3.0	2.6	2.6	<b>2.5e</b>
> unprocessed food	74.8	0.6	-0.9	0.8	1.5	2.4	2.9	<b>2.6e</b>
Energy	97.0	2.2	2.1	2.0	2.6	6.1	8.0	<b>9.4e</b>
Non-energy industrial goods	263.3	0.5	0.6	0.2	0.3	0.3	0.4	<b>0.5e</b>
Services	443.9	1.6	1.3	1.5	1.0	1.6	1.3	<b>1.4e</b>

e = estimate

### Geographical coverage

The **euro area** consists of Belgium, Germany, Estonia, Ireland, Greece, Spain, France, Italy, Cyprus, Latvia, Lithuania, Luxembourg, Malta, the Netherlands, Austria, Portugal, Slovenia, Slovakia and Finland.

The euro area data refer to the country composition at a specific point in time. New Member States are integrated into the aggregate using a chain index formula.

### Methods and definitions

**Annual inflation** is the change of the price level between the current month and the same month of the previous year.

### Revisions and timetable

The euro area inflation flash estimate is issued at the end of each reference month.

The complete set of harmonised indices of consumer prices (HICP) for the euro area, EU and Member States is released around the middle of the month following the reference month. The next release with full data for July 2018 is scheduled for 17 August 2018.

### For more information

Eurostat [website section](#) on inflation

Eurostat [database section](#) on inflation

Eurostat [Statistics Explained article](#) on inflation in the euro area

Eurostat [metadata](#) on inflation


Eurostat €-indicators [release calendar](#)


Issued by **Eurostat Press Office**

**Romina BRONDINO**  
Tel: +352-4301-33 444  
[eurostat-pressoffice@ec.europa.eu](mailto:eurostat-pressoffice@ec.europa.eu)


For further information on data:

**Svetoslava PAVLOVA**  
Tel: +352-4301-34 406  
[estat-hicp@ec.europa.eu](mailto:estat-hicp@ec.europa.eu)

 [EurostatStatistics](#)

 [ec.europa.eu/eurostat/](http://ec.europa.eu/eurostat/)

 [@EU Eurostat](#)

 **Media requests:** Eurostat media support / Tel: +352-4301-33 408 / [eurostat-mediasupport@ec.europa.eu](mailto:eurostat-mediasupport@ec.europa.eu)