

## Asylum in the EU Member States

# 650 000 first-time asylum seekers registered in 2017

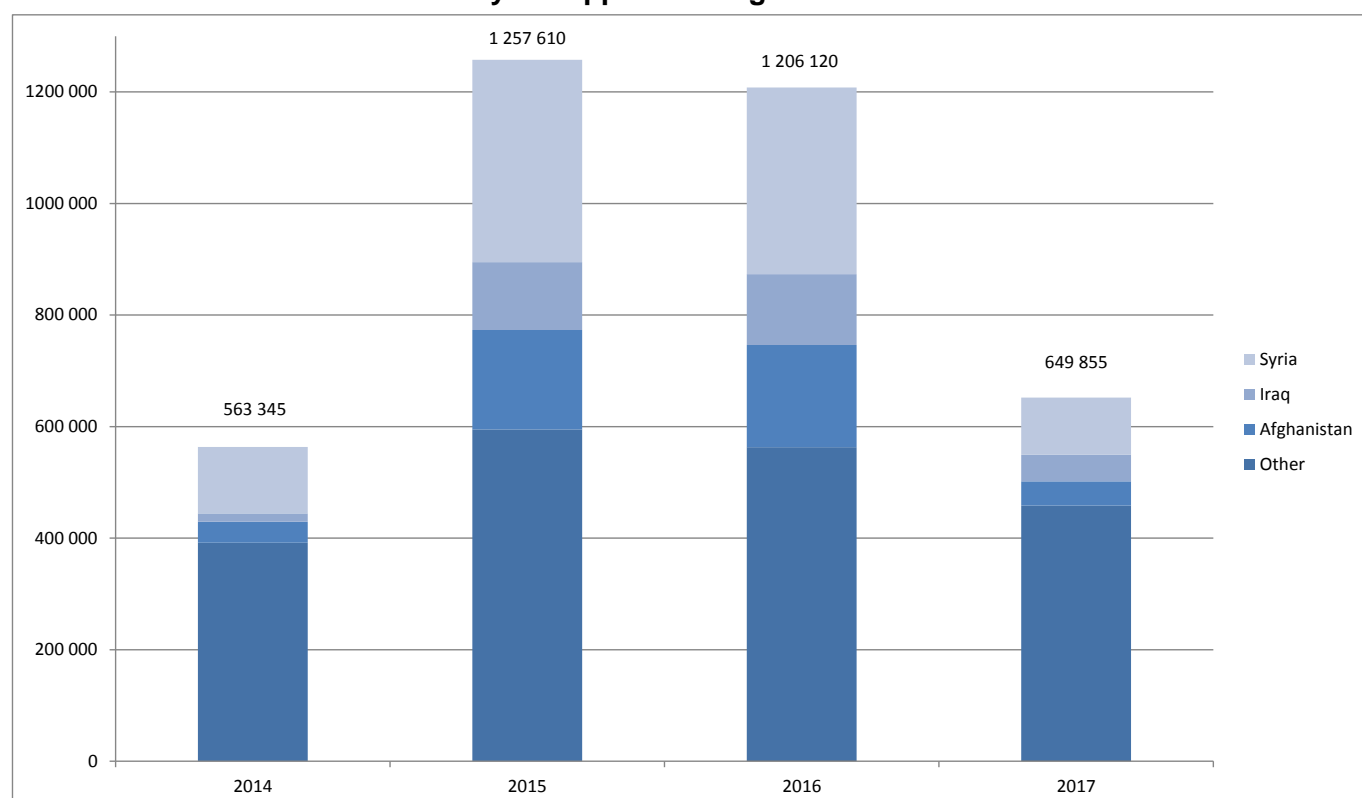
Syrians, Iraqis and Afghans continued to be the top citizenships

In 2017, 650 000 first time asylum seekers applied for international protection in the Member States of the **European Union** (EU). This was just over half the number recorded in 2016, when 1 206 500 first-time asylum applicants were registered, and is comparable to the level recorded in 2014, before the peaks of 2015 and 2016.

**Syrian** (102 400 first-time applicants), **Iraqi** (47 500) and **Afghan** (43 600) continued to be the main citizenships of people seeking international protection in the EU Member States in 2017, together accounting for 30% of all first-time applicants.

These data on asylum applicants in the **EU** are issued by **Eurostat, the statistical office of the European Union**. They are complemented with an [article](#) and an [infographic](#) available on the Eurostat website.

**Number of first-time asylum applicants registered in the EU Member States**



### 3 in 10 applied for asylum in Germany

With 198 300 first-time applicants registered in 2017, **Germany** accounted for 31% of all first-time applicants in the EU Member States. It was followed by **Italy** (126 600, or 20%), **France** (91 100, or 14%), **Greece** (57 000, or 9%), the **United Kingdom** (33 300, or 5%) and **Spain** (30 400, or 5%). Among Member States with more than 5 000 first-time asylum seekers in 2017, the number of first time applicants compared in relative terms with the previous year rose most in **Spain** (+96%, or 14 900 more first-time asylum seekers in 2017 than in 2016), **France** (+19%, or 14 300 more), **Greece** (+14%, or 7 200 more) and **Italy** (+4%, or 5 400 more). In contrast, the largest relative decreases were recorded in **Germany** (-73%), **Austria** (-44%), the **Netherlands** (-17%) and the **United Kingdom** (-15%).

### Highest number of first-time applicants relative to the population in Greece, lowest in Slovakia

The highest number of registered first-time applicants in 2017 relative to the population of each Member State was recorded in **Greece** (5 295 first-time applicants per million population), ahead of **Cyprus** (5 235), **Luxembourg** (3 931) and **Malta** (3 502). In contrast, the lowest numbers were recorded in **Slovakia** (27 applicants per million population), **Poland** (79), **Portugal** (98), the **Czech Republic** (108) and **Estonia** (138). In 2017, there were in total 1 270 first-time asylum applicants per million population in the **EU** as a whole.

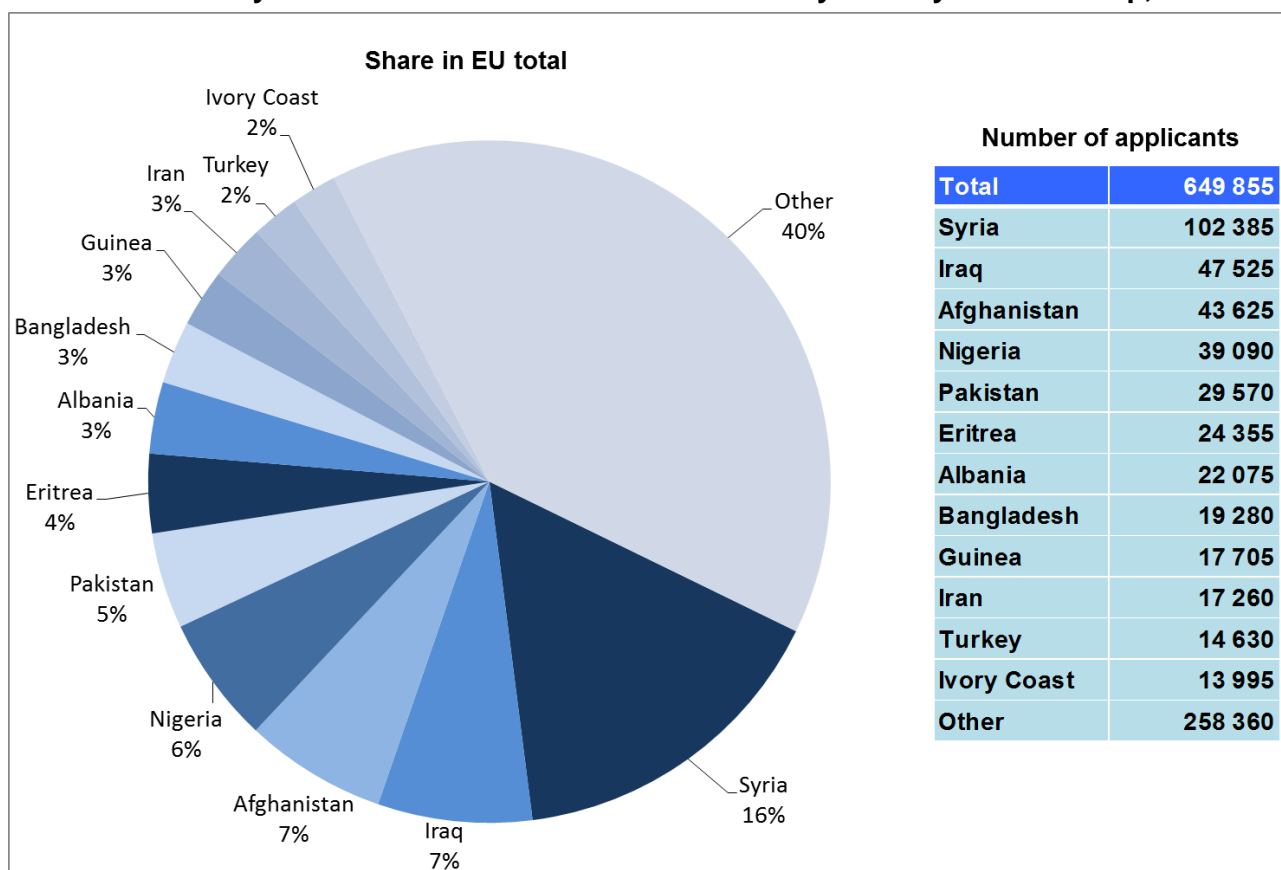
### Syrian, Iraqi and Afghan – main citizenships of asylum seekers

**Syria** (16% of the total number of first-time applicants) was in 2017 the main country of citizenship of asylum seekers in the EU Member States, a position it has held each year since 2013. Of the 102 400 **Syrians** who applied for asylum for the first-time in the EU in 2017, almost 50% were registered in **Germany** (49 000). In total, **Syrian** was the main citizenship of asylum seekers in fourteen EU Member States.

**Iraq** (7% of the total number of first-time applicants) was the second main country of citizenship of asylum seekers in the EU Member States in 2017. Of the 47 500 **Iraqis** seeking asylum protection for the first-time in the EU in 2017, close to 50% applied in **Germany** (21 900). **Iraqi** was the main citizenship of asylum seekers in three EU Member States.

With 43 600 first-time applicants (or 7% of the EU total) in 2017, **Afghanistan** was the third main country of citizenship of asylum seekers in the EU Member States. More than one-third applied in **Germany** (16 400).

**First-time asylum seekers in the EU Member States by country of citizenship, 2017**

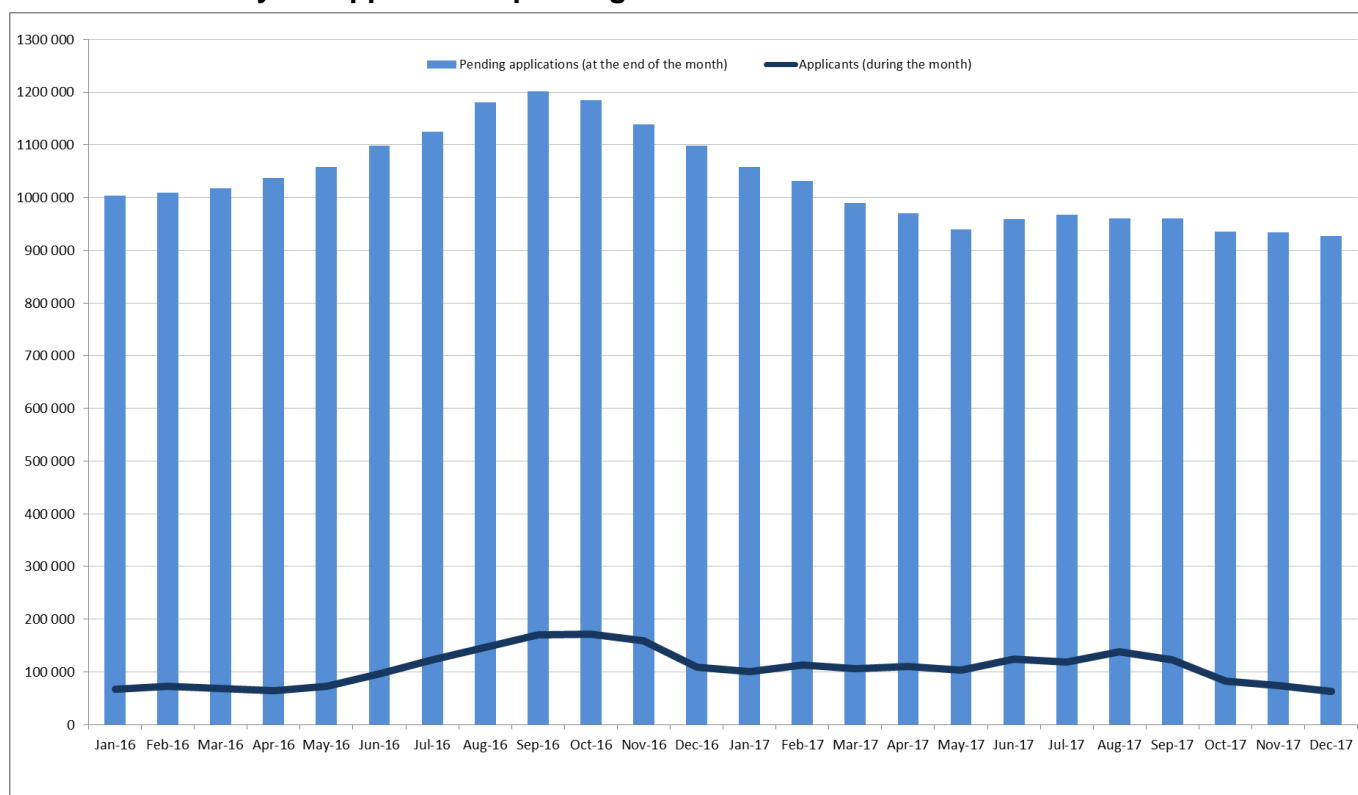


## Close to one million asylum applications pending at the end of 2017

Pending applications for international protection are applications that have been made at any time and are still under consideration by the national authorities at the end of the reference period. In other words, they refer to the “stock” of applications for which decisions are still pending. This statistic is intended to measure the workload of the national authorities.

At the end of 2017, 927 300 applications for international protection in the EU Member States were still under consideration by the national authorities. At the end of 2016, this figure was slightly higher (1 094 100). **Germany** had the largest share of applications pending in the EU at the end of 2017 (443 800, or 48% of the EU total), ahead of **Italy** (152 400, or 16%), **Austria** (57 700, or 6%) and **Sweden** (51 500, or 6%).

### Number of asylum applications pending at the end of the month in the EU Member States



The source dataset can be found [here](#).

Issued by: **Eurostat Press Office**

**Natalia PETROVOVA**  
Tel: +352-4301-33 444  
[eurostat-pressoffice@ec.europa.eu](mailto:eurostat-pressoffice@ec.europa.eu)

Production of data:

**Piotr JUCHNO**  
Tel: +352-4301-36 240  
[piotr.juchno@ec.europa.eu](mailto:piotr.juchno@ec.europa.eu)

[EurostatStatistics](#)

[ec.europa.eu/eurostat/](http://ec.europa.eu/eurostat/)

[@EU\\_Eurostat](#)

**Media requests:** Eurostat media support / Tel: +352-4301-33 408 / [eurostat-mediasupport@ec.europa.eu](mailto:eurostat-mediasupport@ec.europa.eu)

## First-time asylum applicants in the EU Member States

	Number of first-time applicants			Share in EU total (%)	Number of first-time applicants per million population*
	2016	2017	Change (in %)	2017	2017
<b>EU</b>	<b>1 206 120</b>	<b>649 855</b>	<b>-46%</b>	<b>100.0%</b>	<b>1270</b>
Belgium	14 250	14 035	-1%	2.2%	1237
Bulgaria	18 990	3 470	-82%	0.5%	489
Czech Republic	1 200	1 140	-5%	0.2%	108
Denmark	6 055	3 125	-48%	0.5%	544
Germany	722 265	198 255	-73%	30.5%	2402
Estonia	150	180	21%	0.0%	138
Ireland	2 315	2 910	26%	0.4%	609
Greece	49 875	57 020	14%	8.8%	5295
Spain	15 570	30 445	96%	4.7%	654
France	76 790	91 070	19%	14.0%	1359
Croatia	2 150	880	-59%	0.1%	212
Italy	121 185	126 550	4%	19.5%	2089
Cyprus	2 840	4 475	57%	0.7%	5235
Latvia	345	355	3%	0.1%	182
Lithuania	415	520	26%	0.1%	183
Luxembourg	2 065	2 320	13%	0.4%	3931
Hungary	28 215	3 115	-89%	0.5%	318
Malta	1 735	1 610	-7%	0.2%	3502
Netherlands	19 285	16 090	-17%	2.5%	942
Austria	39 875	22 160	-44%	3.4%	2526
Poland	9 780	3 005	-69%	0.5%	79
Portugal	710	1 015	43%	0.2%	98
Romania	1 855	4 700	154%	0.7%	239
Slovenia	1 265	1 435	14%	0.2%	696
Slovakia	100	150	49%	0.0%	27
Finland	5 275	4 325	-18%	0.7%	786
Sweden	22 330	22 190	-1%	3.4%	2220
United Kingdom	39 240	33 310	-15%	5.1%	506
Iceland	1 100	1 065	-3%	-	3142
Liechtenstein	75	:	-	-	:
Norway	3 240	3 350	3%	-	637
Switzerland	25 820	16 615	-36%	-	1974

Number of first-time applicants is rounded to the nearest 5. Calculations are based on exact data.

\* Refers to the resident population on 1 January 2017.

: Data not available

- Not applicable

The source dataset can be found [here](#).

## First-time asylum applicants by country of citizenship in 2017

	Applicants	Main citizenships of first-time asylum applicants								
	#	First citizenship	#	%	Second citizenship	#	%	Third citizenship	#	%
<b>EU</b>	<b>649 855</b>	<b>Syria</b>	<b>102 385</b>	<b>16</b>	<b>Iraq</b>	<b>47 525</b>	<b>7</b>	<b>Afghanistan</b>	<b>43 625</b>	<b>7</b>
<b>Belgium</b>	14 035	Syria	2 625	19	Afghanistan	995	7	Palestine	815	6
<b>Bulgaria</b>	3 470	Afghanistan	1 050	30	Iraq	955	28	Syria	940	27
<b>Czech Republic</b>	1 140	Ukraine	295	26	Azerbaijan	120	11	Armenia	115	10
<b>Denmark</b>	3 125	Syria	765	24	Morocco	300	10	Eritrea	295	9
<b>Germany</b>	198 255	Syria	48 970	25	Iraq	21 930	11	Afghanistan	16 425	8
<b>Estonia</b>	180	Syria	80	44	Russia	15	8	Ukraine	10	6
<b>Ireland</b>	2 910	Syria	545	19	Georgia	300	10	Albania	280	10
<b>Greece</b>	57 020	Syria	16 345	29	Pakistan	8 350	15	Iraq	7 875	14
<b>Spain</b>	30 445	Venezuela	10 325	34	Syria	4 150	14	Colombia	2 410	8
<b>France</b>	91 070	Albania	11 395	13	Afghanistan	6 555	7	Haiti	5 565	6
<b>Croatia</b>	880	Afghanistan	180	20	Syria	140	16	Pakistan	115	13
<b>Italy</b>	126 550	Nigeria	24 950	20	Bangladesh	12 125	10	Pakistan	9 470	7
<b>Cyprus</b>	4 475	Syria	1 770	40	India	435	10	Vietnam	350	8
<b>Latvia</b>	355	Syria	140	39	Vietnam	40	11	Russia	25	7
<b>Lithuania</b>	520	Syria	170	33	Russia	80	15	Tajikistan	50	10
<b>Luxembourg</b>	2 320	Syria	405	17	Eritrea	230	10	Morocco	205	9
<b>Hungary</b>	3 115	Afghanistan	1 365	44	Iraq	795	26	Syria	565	18
<b>Malta</b>	1 610	Syria	435	27	Libya	410	25	Somalia	330	20
<b>Netherlands</b>	16 090	Syria	2 965	18	Eritrea	1 590	10	Morocco	980	6
<b>Austria</b>	22 160	Syria	7 260	33	Afghanistan	3 430	15	Pakistan	1 425	6
<b>Poland</b>	3 005	Russia	2 120	71	Ukraine	300	10	Tajikistan	85	3
<b>Portugal</b>	1 015	Congo	160	16	Ukraine	125	12	Angola	120	12
<b>Romania</b>	4 700	Iraq	2 690	57	Syria	920	20	Afghanistan	255	5
<b>Slovenia</b>	1 435	Afghanistan	575	40	Algeria	190	13	Pakistan	140	10
<b>Slovakia</b>	150	Afghanistan	25	17	Vietnam	20	13	Iraq	10	7
<b>Finland</b>	4 325	Iraq	1 000	23	Syria	740	17	Eritrea	435	10
<b>Sweden</b>	22 190	Syria	5 250	24	Eritrea	1 540	7	Iraq	1 475	7
<b>United Kingdom</b>	33 310	Iraq	3 260	10	Pakistan	3 125	9	Iran	3 050	9
<b>Iceland</b>	1 065	Georgia	290	27	Albania	255	24	Iraq	110	10
<b>Liechtenstein</b>	:	:	:	:	:	:	:	:	:	:
<b>Norway</b>	3 350	Syria	1000	30	Eritrea	840	25	Turkey	160	5
<b>Switzerland</b>	16 615	Eritrea	3155	19	Syria	1810	11	Afghanistan	1180	7

Number of first-time applicants is rounded to the nearest 5. Calculations are based on exact data. The source dataset can be found [here](#).

## Geographical information

The **European Union** (EU) includes Belgium, Bulgaria, the Czech Republic, Denmark, Germany, Estonia, Ireland, Greece, Spain, France, Croatia, Italy, Cyprus, Latvia, Lithuania, Luxembourg, Hungary, Malta, the Netherlands, Austria, Poland, Portugal, Romania, Slovenia, Slovakia, Finland, Sweden and the United Kingdom.

## Methods and definitions

Data on asylum are provided to Eurostat by the Ministries of Interior, Justice or immigration agencies of the Member States according to the provisions of Article 4 of the Regulation (EC) 862/2007 of 11 July 2007 on Community statistics on migration and international protection. In addition, all Member States provide data on first-time asylum applicants on a voluntary basis.

The EU total is calculated as an aggregation of Member States data. Member State data refer to the number of persons applying for asylum for the first-time in that Member State. Persons may however apply for international protection in more than one Member State in a given reference year. Consequently, the EU total may include such multiple applicants. Based on an estimate using latest available Dublin statistics, around 6% of asylum applicants in the EU have applied for asylum in more than one EU Member State during that same year.

**'Application for international protection'** means an application for international protection as defined in Art. 2(g) of Council Directive 2004/83/EC, i.e. including requests for refugee status or for subsidiary protection status, irrespective of whether the application was lodged on arrival at the border, or from inside the country, and irrespective of whether the person entered the territory legally (e.g. as a tourist) or illegally.

**'First-time asylum applicant/seeker'** means a person having submitted an application for international protection or having been included in such application as a family member, for the first-time. Applications submitted by persons who are subsequently found to be a subject of a Dublin procedure are included in the statistics on first-time asylum applicants if such persons are also a subject of first asylum application. A person can be recorded as first-time applicant only if he or she had never applied for international protection in the reporting country in the past, irrespective of the fact that he or she is found to have applied in another Member State of the European Union.

This news release refers to the number of 'First-time asylum applicants'. The indicator 'First-time asylum applicants' excludes repeat applicants i.e. persons applying for asylum more than once in one country and therefore more accurately presents the number of persons applying for international protection in the EU Member States. The use of this indicator is now possible as all Member States are able to provide it to Eurostat.

A person being the subject of a **'pending application'** means a person who is the subject of an application for international protection under consideration by the responsible national authority at the end of the reference period. It includes the number of persons with pending applications at all instances of the administrative and/or judicial procedure (see Art 4.1(b) of the Regulation).

## For more information

Eurostat [database](#) on asylum and managed migration

Eurostat [metadata](#) on asylum applications statistics

Eurostat [Statistics Explained article](#) on asylum quarterly data

Eurostat [Statistics Explained article](#) on asylum annual data

Eurostat [interactive infographic](#) on asylum applicants in 2017