

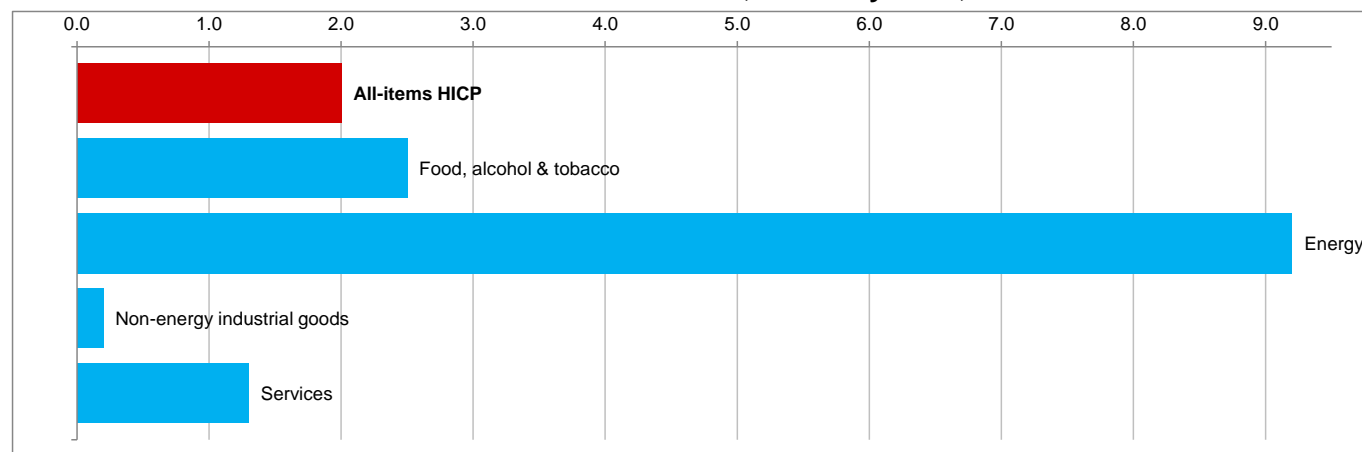
36/2017 - 2 March 2017

Flash estimate - February 2017

Euro area annual inflation up to 2.0%

Euro area annual inflation is expected to be 2.0% in February 2017, up from 1.8% in January 2017, according to a flash estimate from **Eurostat, the statistical office of the European Union**.

Looking at the main components of euro area inflation, energy is expected to have the highest annual rate in February (9.2%, compared with 8.1% in January), followed by food, alcohol & tobacco (2.5%, compared with 1.8% in January), services (1.3%, compared with 1.2% in January) and non-energy industrial goods (0.2%, compared with 0.5% in January).

Euro area annual inflation, February 2017, %**Euro area annual inflation and its components, %**

	Weight (%) 2017	Feb 2016	Sep 2016	Oct 2016	Nov 2016	Dec 2016	Jan 2017	Feb 2017
All-items HICP	1000.0	-0.2	0.4	0.5	0.6	1.1	1.8	2.0e
All-items excluding:								
> energy	904.7	0.8	0.8	0.7	0.8	1.0	1.1	1.2e
> energy, unprocessed food	829.5	0.8	0.8	0.7	0.8	0.9	0.9	0.9e
> energy, food, alcohol & tobacco	708.8	0.8	0.8	0.8	0.8	0.9	0.9	0.9e
Food, alcohol & tobacco	195.9	0.6	0.7	0.4	0.7	1.2	1.8	2.5e
> processed food, alcohol & tobacco	120.8	0.6	0.5	0.5	0.7	0.7	0.7	0.9e
> unprocessed food	75.1	0.6	1.1	0.2	0.7	2.1	3.5	5.2e
Energy	95.3	-8.1	-3.0	-0.9	-1.1	2.6	8.1	9.2e
Non-energy industrial goods	263.1	0.7	0.3	0.3	0.3	0.3	0.5	0.2e
Services	445.7	0.9	1.1	1.1	1.1	1.3	1.2	1.3e

e = estimate

Geographical coverage

The **euro area** consists of Belgium, Germany, Estonia, Ireland, Greece, Spain, France, Italy, Cyprus, Latvia, Lithuania, Luxembourg, Malta, the Netherlands, Austria, Portugal, Slovenia, Slovakia and Finland.

The euro area data refer to the country composition at a specific point in time. New Member States are integrated into the aggregate using a chain index formula.

Methods and definitions

Annual inflation is the change of the price level between the current month and the same month of the previous year.

Revisions and timetable

The euro area inflation flash estimate is issued at the end of each reference month.

The complete set of harmonised indices of consumer prices (HICP) for the euro area, EU and Member States is released around the middle of the month following the reference month. The next release with full data for February 2017 is scheduled for 16 March 2017.

For more information

Eurostat [website section](#) on inflation

Eurostat [database section](#) on inflation

Eurostat [Statistics Explained article](#) on inflation in the euro area

Eurostat [metadata](#) on inflation

Eurostat €-indicators [release calendar](#)

Issued by **Eurostat Press Office**

Vincent BOURGEAIS

Tel: +352-4301-33 444

eurostat-pressoffice@ec.europa.eu

 [EurostatStatistics](#)


For further information on data:


Arlind DOBËRDOLANI

Tel: +352-4301-33 696

estat-hicp@ec.europa.eu

 [@EU_Eurostat](#)

 ec.europa.eu/eurostat/

 **Media requests:** Eurostat media support / Tel: +352-4301-33 408 / eurostat-mediasupport@ec.europa.eu