

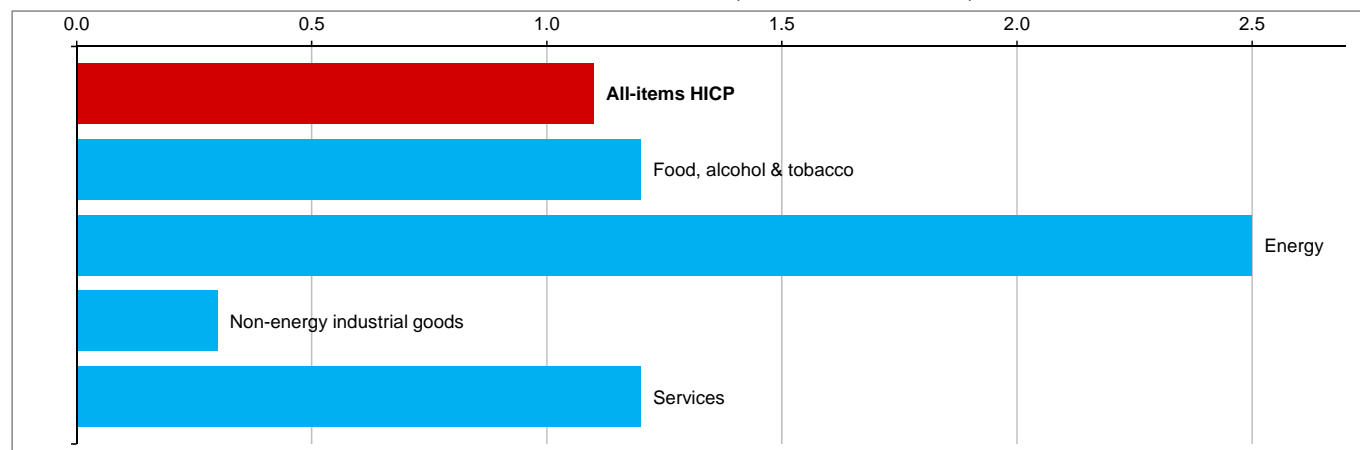
1/2017 - 4 January 2017

Flash estimate - December 2016

Euro area annual inflation up to 1.1%

Euro area annual inflation is expected to be 1.1% in December 2016, up from 0.6% in November 2016, according to a flash estimate from **Eurostat, the statistical office of the European Union**.

Looking at the main components of euro area inflation, energy is expected to have the highest annual rate in December (2.5%, compared with -1.1% in November), followed by services (1.2%, compared with 1.1% in November), food, alcohol & tobacco (1.2%, compared with 0.7% in November) and non-energy industrial goods (0.3%, stable compared with November).

Euro area annual inflation, December 2016, %**Euro area annual inflation and its components, %**

	Weight (‰) 2016	Dec 2015	Jul 2016	Aug 2016	Sep 2016	Oct 2016	Nov 2016	Dec 2016
All-items HICP	1000.0	0.2	0.2	0.2	0.4	0.5	0.6	1.1e
All-items excluding: > energy	902.6	1.0	1.0	0.9	0.8	0.7	0.8	1.0e
> energy, unprocessed food	828.5	0.9	0.8	0.8	0.8	0.7	0.8	0.9e
> energy, food, alcohol & tobacco	707.3	0.9	0.9	0.8	0.8	0.8	0.8	0.9e
Food, alcohol & tobacco	195.3	1.2	1.4	1.3	0.7	0.4	0.7	1.2e
> processed food, alcohol & tobacco	121.3	0.7	0.5	0.5	0.5	0.5	0.7	0.7e
> unprocessed food	74.1	2.0	2.9	2.5	1.1	0.2	0.7	2.1e
Energy	97.4	-5.8	-6.7	-5.6	-3.0	-0.9	-1.1	2.5e
Non-energy industrial goods	265.5	0.5	0.4	0.3	0.3	0.3	0.3	0.3e
Services	441.8	1.1	1.2	1.1	1.1	1.1	1.1	1.2e

e = estimate

Geographical information

The **euro area** consists of Belgium, Germany, Estonia, Ireland, Greece, Spain, France, Italy, Cyprus, Latvia, Lithuania, Luxembourg, Malta, the Netherlands, Austria, Portugal, Slovenia, Slovakia and Finland.

The euro area data refer to the country composition at a specific point in time. New Member States are integrated into the aggregate using a chain index formula.

Methods and definitions

Annual inflation is the change of the price level between the current month and the same month of the previous year.

Revisions and timetable

The euro area inflation flash estimate is issued at the end of each reference month.

The complete set of harmonised indices of consumer prices (HICP) for the euro area, EU and Member States is released around the middle of the month following the reference month. The next release with full data for December 2016 is scheduled for 18 January 2017.

For more information

Eurostat [website section](#) on inflation

Eurostat [database section](#) on inflation


Eurostat [Statistics Explained article](#) on inflation in the euro area

Eurostat [metadata](#) on inflation

Eurostat €-indicators [release calendar](#)

Issued by **Eurostat Press Office**


Vincent BOURGEAIS
Tel: +352-4301-33 444
eurostat-pressoffice@ec.europa.eu

 ec.europa.eu/eurostat/

For further information on data:

Svetoslava PAVLOVA
Tel: +352-4301-34 406
estat-hicp@ec.europa.eu

 [@EU_Eurostat](https://twitter.com/EU_Eurostat)

 **Media requests:** Eurostat media support / Tel: +352-4301-33 408 / eurostat-mediasupport@ec.europa.eu