

254/2016 - 15 December 2016

## Asylum in the EU Member States

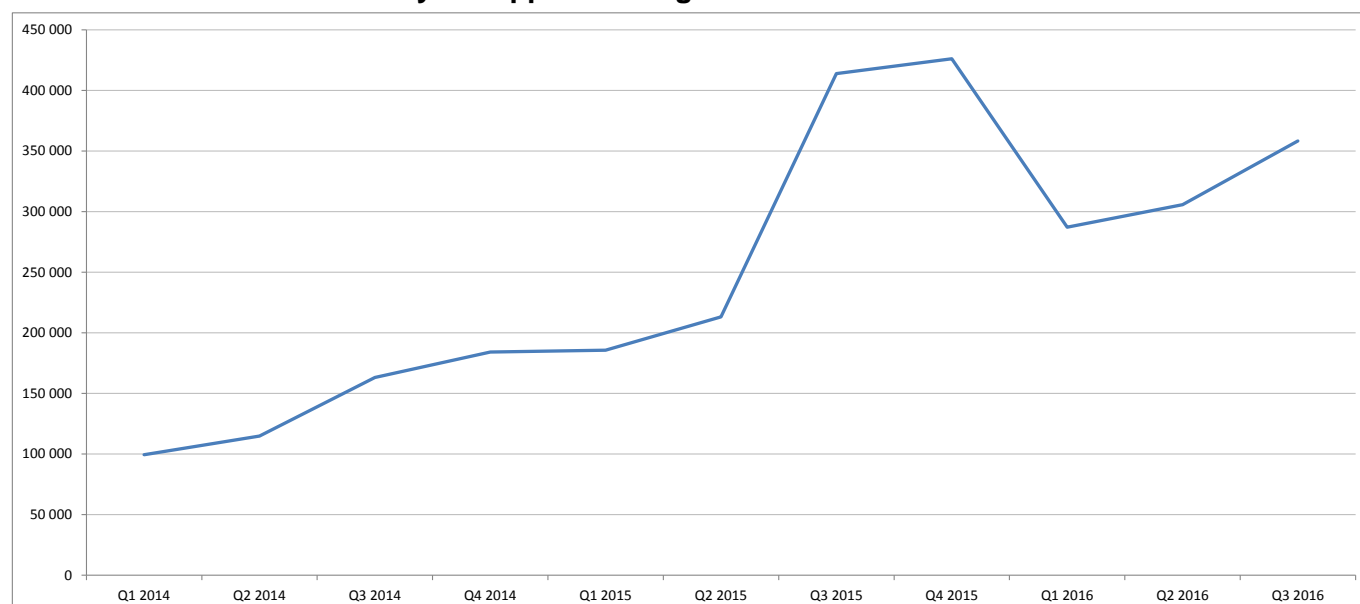
# Number of first time asylum seekers up to almost 360 000 in the third quarter of 2016

Syrians, Afghans and Iraqis were the most numerous

During the third quarter of 2016 (from July to September), 358 300 first time asylum seekers applied for international protection in the Member States of the **European Union** (EU), up by 17% compared with the second quarter of 2016 (when 305 700 first time applicants were registered). From January to September 2016, more than 950 000 first time asylum seekers were registered in the EU Member States.

With 87 900 first time applicants between July and September 2016, **Syrians** remained the main citizenship of people seeking international protection in the EU Member States, ahead of **Afghans** (62 100 first time applicants) and **Iraqis** (36 400). They represent the three main citizenships of first time asylum applicants in the **EU** Member States over the third quarter 2016, accounting for slightly more than half of all first time applicants.

**First time asylum applicants registered in the EU Member States**



These quarterly data on asylum in the **EU** come from a [report](#) issued by **Eurostat**, the statistical office of the **European Union**.

### Two-thirds applied for asylum in Germany

During the third quarter of 2016, the highest number of first time applicants was registered in **Germany** (with over 237 400 first time applicants, or 66% of total first time applicants in the EU Member States), followed by **Italy** (34 600, or 10%), **France** (20 000, or 6%), **Greece** (12 400, or 4%), the **United Kingdom** (9 200, or 3%) and **Austria** (8 400, or 2%). Among Member States with more than 2 000 first time asylum seekers in the third quarter 2016, numbers of first time applicants rose most compared with the previous quarter in **Bulgaria** (+82%), the **Netherlands** (+72%), **Belgium** (+29%), **Italy** (+28%) and **Germany** (+27%). In contrast, the largest decreases were recorded in **Hungary** (-73%), **Poland** (-37%) and **Austria** (-22%).

## Highest number of first time applicants relative to the population in Germany, Greece and Malta

Compared with the population of each Member State, the highest rate of registered first time applicants during the third quarter 2016 was recorded in **Germany** (2 890 first time applicants per million inhabitants), followed by **Greece** (1 152) and **Malta** (1 091). In contrast, the lowest rates were observed in **Slovakia** (7 applicants per million inhabitants), **Portugal** (19), **Romania** (22), the **Czech Republic** (28) and **Estonia** (30). In the third quarter 2016, there were in total 702 first time asylum applicants per million inhabitants in the **EU** as a whole.

### First time asylum applicants in the EU Member States

	Number of applicants			Share in EU total	Applicants per million inhabitants*
	Q2 2016	Q3 2016	Change (%)	Q3 2016	Q3 2016
<b>EU</b>	<b>305 730</b>	<b>358 310</b>	<b>+17%</b>	<b>100.0%</b>	<b>702</b>
<b>Belgium</b>	2 630	3 385	29%	0.9%	300
<b>Bulgaria</b>	3 505	6 365	82%	1.8%	890
<b>Czech Republic</b>	280	290	5%	0.1%	28
<b>Denmark</b>	1 215	980	-19%	0.3%	172
<b>Germany</b>	186 745	237 430	27%	66.3%	2890
<b>Estonia</b>	55	40	-28%	0.0%	30
<b>Ireland</b>	450	580	29%	0.2%	124
<b>Greece</b>	12 015	12 425	3%	3.5%	1152
<b>Spain</b>	3 970	3 530	-11%	1.0%	76
<b>France</b>	17 835	20 005	12%	5.6%	300
<b>Croatia</b>	320	435	37%	0.1%	104
<b>Italy</b>	27 045	34 560	28%	9.6%	570
<b>Cyprus</b>	510	705	37%	0.2%	829
<b>Latvia</b>	90	80	-13%	0.0%	40
<b>Lithuania</b>	70	145	104%	0.0%	50
<b>Luxembourg</b>	410	510	24%	0.1%	887
<b>Hungary</b>	14 915	4 065	-73%	1.1%	413
<b>Malta</b>	395	475	19%	0.1%	1091
<b>Netherlands</b>	2 920	5 025	72%	1.4%	296
<b>Austria</b>	10 800	8 410	-22%	2.3%	966
<b>Poland</b>	3 845	2 430	-37%	0.7%	64
<b>Portugal</b>	160	200	26%	0.1%	19
<b>Romania</b>	215	445	108%	0.1%	22
<b>Slovenia</b>	115	265	131%	0.1%	127
<b>Slovakia</b>	10	35	260%	0.0%	7
<b>Finland</b>	1 010	1 265	25%	0.4%	231
<b>Sweden</b>	4 435	5 030	13%	1.4%	510
<b>United Kingdom</b>	9 765	9 205	-6%	2.6%	141
<b>Iceland</b>	135	280	106%	-	842
<b>Liechtenstein</b>	25	20	-13%	-	558
<b>Norway</b>	665	805	21%	-	154
<b>Switzerland</b>	5 620	6 755	20%	-	811

Number of first time applicants is rounded to the nearest 5. Monthly figures available in the Eurostat database may not add up to the quarterly total due to rounding. Calculations are based on exact data.

\* Inhabitants refer to the resident population at 1 January 2016.

- Not applicable

The source dataset can be found [here](#).

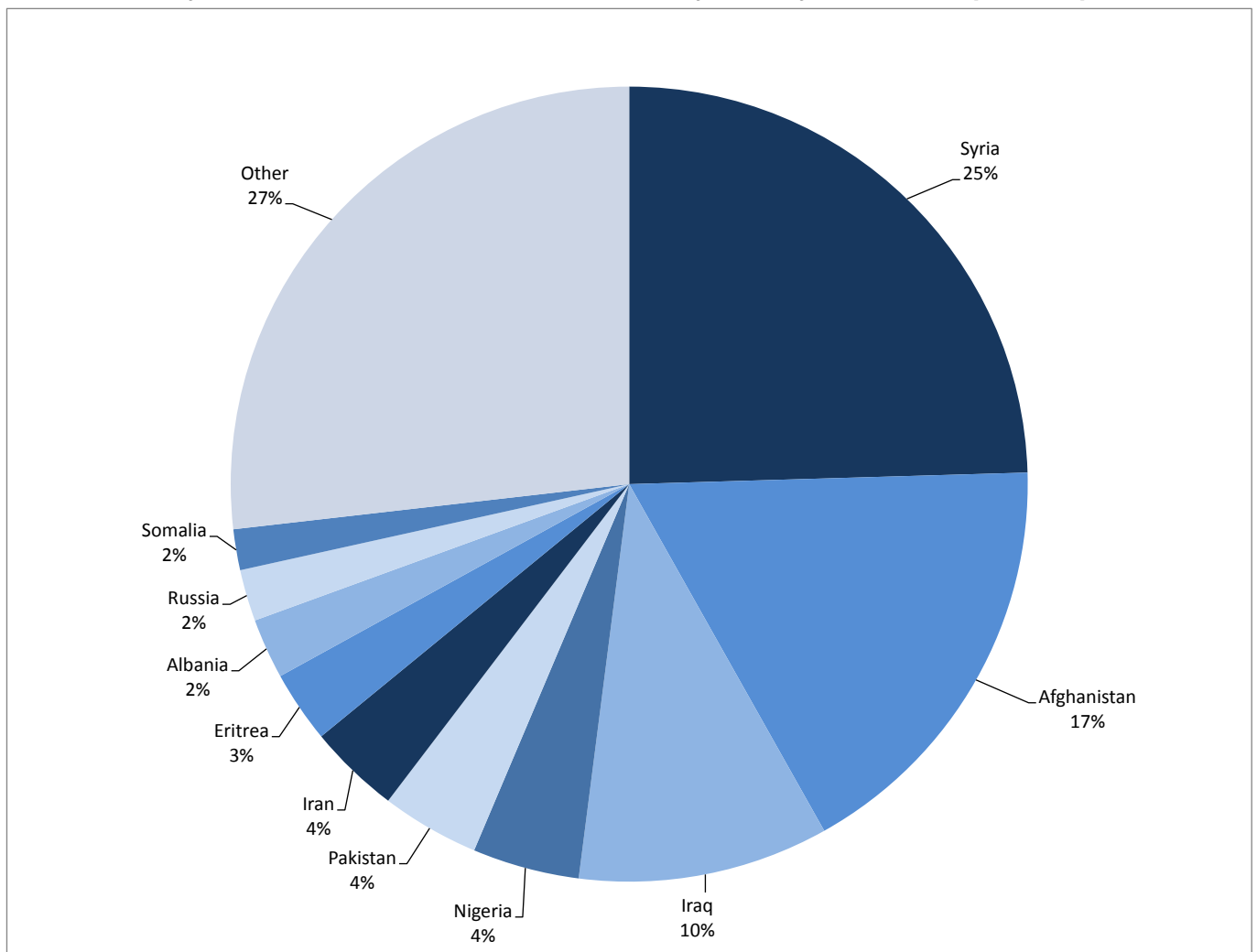
## 1 in every 4 first time asylum seekers were Syrian citizens

**Syria** (25% of the total number of first time applicants) remained during the third quarter of 2016 the main country of citizenship of asylum seekers in the EU Member States. Of the 87 900 **Syrians** who applied for the first time for asylum in the EU in the third quarter 2016, 81% were registered in **Germany** (71 200). **Syrians** represented the main citizenship of asylum seekers in eleven EU Member States.

**Afghanistan** (17% of the total number of first time applicants) was the second main country of citizenship of asylum seekers in the EU Member States in the third quarter 2016. Of the 62 100 **Afghans** seeking asylum protection for the first time in the EU Member States during the period July-September 2016, more than 80% applied in **Germany** (50 500). **Afghans** represented the main citizenship of asylum seekers in five EU Member States.

With 36 400 first time applicants (or 10% of the EU total) during the third quarter 2016, **Iraq** was the third country of citizenship of asylum seekers in the EU Member States. 82% were registered in **Germany** (29 900).

### First time asylum seekers in the EU Member States by country of citizenship, third quarter 2016



The source dataset can be found [here](#).

## First time asylum applicants by country of citizenship during the third quarter 2016

	Applicants	Three main citizenships of first time asylum applicants								
	#	First citizenship	#	%	Second citizenship	#	%	Third citizenship	#	%
<b>EU</b>	<b>358 310</b>	<b>Syria</b>	<b>87 915</b>	<b>25</b>	<b>Afghanistan</b>	<b>62 070</b>	<b>17</b>	<b>Iraq</b>	<b>36 430</b>	<b>10</b>
Belgium	3 385	Syria	505	15	Afghanistan	300	9	Somalia	210	6
Bulgaria	6 365	Afghanistan	3 145	49	Iraq	1 365	21	Pakistan	810	13
Czech Republic	290	Ukraine	95	33	Cuba	25	9	Syria	25	9
Denmark	980	Syria	150	15	Afghanistan	130	13	Eritrea	90	9
Germany	237 430	Syria	71 240	30	Afghanistan	50 460	21	Iraq	29 945	13
Estonia	40	Syria	10	25	Iraq	10	25	Albania	5	13
Ireland	580	Albania	60	10	Zimbabwe	50	9	Nigeria	45	8
Greece	12 425	Syria	7 190	58	Pakistan	1 355	11	Iraq	790	6
Spain	3 530	Venezuela	950	27	Syria	795	23	Ukraine	430	12
France	20 005	Haiti	2 525	13	Albania	1 780	9	Afghanistan	1 450	7
Croatia	435	Afghanistan	100	23	Iraq	75	17	Syria	75	17
Italy	34 560	Nigeria	8 450	24	Pakistan	3 195	9	Eritrea	2 805	8
Cyprus	705	Syria	295	42	Pakistan	60	9	India	40	6
Latvia	80	Syria	30	38	India	10	13	Nepal	10	13
Lithuania	145	Syria	60	41	Afghanistan	25	17	Russia	10	7
Luxembourg	510	Syria	80	16	Albania	70	14	Serbia	50	10
Hungary	4 065	Afghanistan	1 610	40	Syria	1 065	26	Iraq	545	13
Malta	475	Libya	145	31	Eritrea	100	21	Somalia	70	15
Netherlands	5 025	Eritrea	580	12	Morocco	465	9	Syria	410	8
Austria	8 410	Afghanistan	2 185	26	Syria	1 815	22	Pakistan	595	7
Poland	2 430	Russia	1 860	77	Ukraine	150	6	Tajikistan	120	5
Portugal	200	Ukraine	50	25	Congo	15	8	Guinea	15	8
Romania	445	Syria	235	53	Iraq	75	17	Afghanistan	30	7
Slovenia	265	Afghanistan	70	26	Syria	65	25	Turkey	20	8
Slovakia	35	Pakistan	10	29	Ukraine	5	14	India	5	14
Finland	1 265	Iraq	265	21	Syria	220	17	Eritrea	140	11
Sweden	5 030	Syria	915	18	Iraq	375	7	Afghanistan	340	7
United Kingdom	9 205	Iran	910	10	Pakistan	905	10	Afghanistan	845	9
Iceland	280	Albania	85	30	FYR of Macedonia	75	27	Iraq	25	9
Liechtenstein	20	Albania	5	25	Ukraine	5	25	Serbia	5	25
Norway	805	Syria	165	20	Eritrea	95	12	Afghanistan	85	11
Switzerland	6 755	Eritrea	2 105	31	Afghanistan	465	7	Ethiopia	435	6

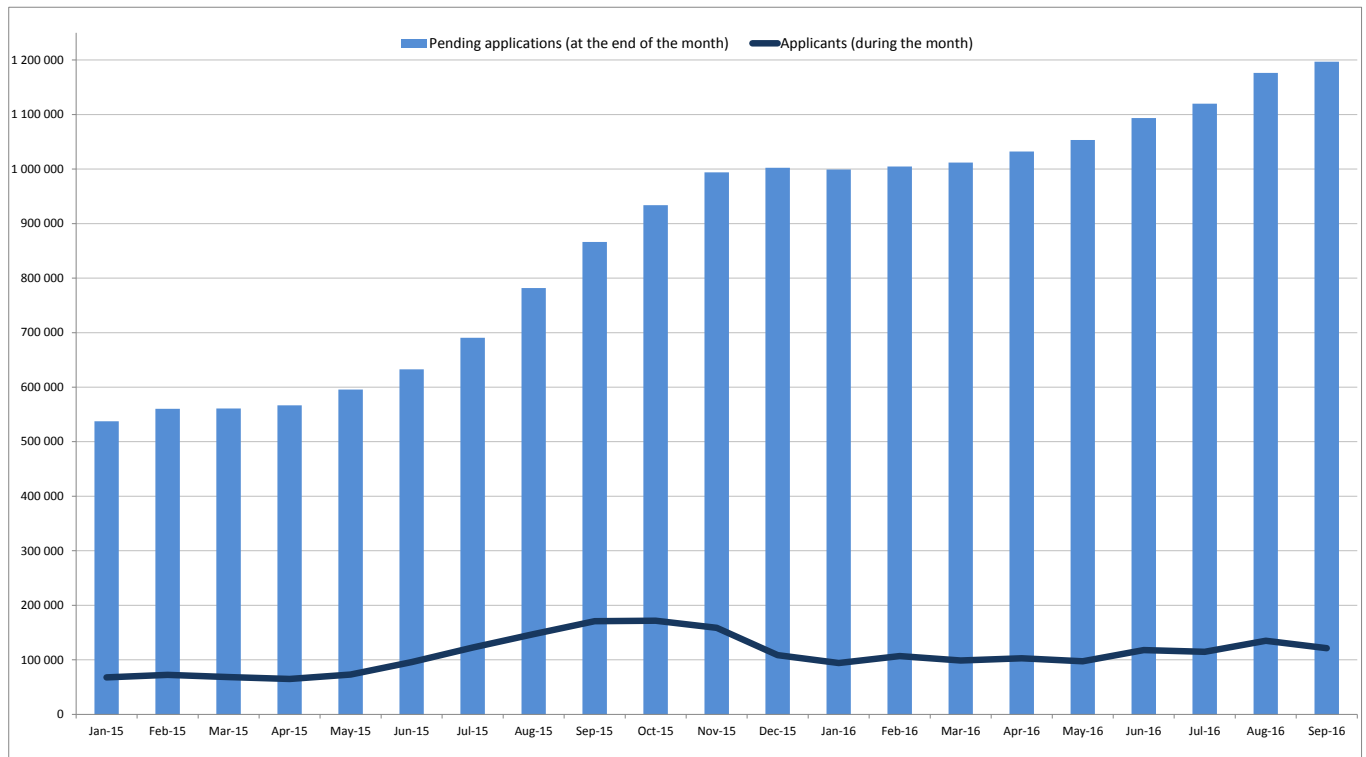
Number of first time applicants is rounded to the nearest 5. Monthly figures available in the Eurostat database may not add up to the quarterly total due to rounding. Calculations are based on exact data.

## Over a million asylum applications pending

Pending applications for international protection are those that have been made at any time and are still under consideration by the responsible national authorities at the end of the reference period. In other words, they refer to the “stock” of applications for which decisions are still pending. This statistic is meant to measure the workload of the national authorities.

At the end of September 2016, almost 1.2 million applications for asylum protection in the **EU** Member States were under consideration by the responsible national authorities. A year earlier, at the end of September 2015, there were around 866 000. With nearly 689 700 pending applications at the end of September 2016 (or 58% of the EU total), **Germany** had by far the largest share in the EU, ahead of **Sweden** (112 000, or 9%), **Austria** (81 400, or 7%) and **Italy** (81 300, or 7%).

### Asylum applications pending at the end of the month in the EU Member States



The source dataset can be found [here](#).

### Methods and definitions

Data on asylum are provided to Eurostat by the Ministries of Interior, Justice or immigration agencies of the Member States according to the provisions of Article 4 of the Regulation (EC) 862/2007 of 11 July 2007 on Community statistics on migration and international protection. In addition, all Member States provide data on first time asylum applicants on a voluntary basis.

**'Application for international protection'** means an application for international protection as defined in Art. 2(g) of Council Directive 2004/83/EC, i.e. including requests for refugee status or for subsidiary protection status, irrespective of whether the application was lodged on arrival at the border, or from inside the country, and irrespective of whether the person entered the territory legally (e.g. as a tourist) or illegally.

**'First time asylum applicant/seeker'** means a person having submitted an application for international protection or having been included in such application as a family member, for the first time. Applications submitted by persons who are subsequently found to be a subject of a Dublin procedure are included in the statistics on first time asylum applicants if such persons are also a subject of first asylum application. A person can be recorded as first time applicant only if he or she had never applied for international protection in the reporting country in the past, irrespective of the fact that he or she is found to have applied in another Member State of the European Union.

Contrary to Eurostat's annual news releases on asylum applicants published in March of each year which refers to 'Total asylum applicants', this quarterly news release refers to the number of 'First time asylum applicants' only. The indicator 'First time asylum applicants' excludes repeat applicants i.e. persons applying for asylum more than once in one country and therefore more accurately presents the number of persons applying for international protection in the EU Member States. The use of this indicator is now possible as all Member States are able to provide it to Eurostat.

A person being the subject of a **'pending application'** means a person who is the subject of an application for international protection under consideration by the responsible national authority at the end of the reference period. It includes the number of persons with pending applications at all instances of the administrative and/or judicial procedure (see Art 4.1(b) of the Regulation).

For more information

Eurostat website section on asylum and managed migration

Eurostat database on asylum and managed migration

Eurostat metadata on asylum applications statistics


Eurostat Statistics Explained article on asylum quarterly data

Issued by: **Eurostat Press Office**

**Vincent BOURGEAIS**

**Tel: +352-4301-33 444**

**eurostat-pressoffice@ec.europa.eu**

 [ec.europa.eu/eurostat/](https://ec.europa.eu/eurostat/)

 [@EU Eurostat](https://twitter.com/EU_Eurostat)

Production of data:

**Piotr JUCHNO**


**Tel: +352-4301-36 240**

**piotr.juchno@ec.europa.eu**

**Alexandros BITOULAS**

**Tel: +352-4301-37 608**

**alexandros.bitoulas@ec.europa.eu**

 **Media requests:** Eurostat media support / Tel: +352-4301-33 408 / [eurostat-mediasupport@ec.europa.eu](mailto:eurostat-mediasupport@ec.europa.eu)